

## PreMoto3/Promo3

### ESBK CIRCUIT DE BARCELONA-CATALUNYA

Warm Up

### Classification

No	Rider	Nat	Team	Bike	Tires	Cl.	Time	Lap	Total	Gap	Kph
1	73 Nuno G. RIBEIRO	PRT	LOUSAESTRADAS	BEON	DUNLOP	PreMoto3	1:55.865	5	5	-	144.7
2	16 Alvaro FUERTES	ESP	FUERTES TEAM	BEON	DUNLOP	PreMoto3	1:56.569	3	5	+0.704	143.8
3	14 Eduardo GUTIERREZ	ESP	QRG MOTOR RACING	BEON	DUNLOP	PreMoto3	1:56.664	5	5	+0.799	143.7
4	18 Pablo OLIVARES	ESP	GM FUEL-VRC TEAM	MIR RACING	DUNLOP	PreMoto3	1:57.295	5	5	+1.430	142.9
5	34 Eitan G. GRAS	URY	AUSTIN RACING VHC LIQUI MOLY	BEON	DUNLOP	PreMoto3	1:57.374	2	2	+1.509	142.8
6	8 Marco GARCIA	ESP	IGAXTEAM	BEON	DUNLOP	PreMoto3	1:57.374	3	5	+1.509	142.8
7	94 Marc AGUILAR	ESP	QRG MOTOR RACING	BEON	DUNLOP	PreMoto3	1:57.496	4	5	+1.631	142.7
8	57 Ruben ROMERO	ESP	ILUSION TEAM	BEON	DUNLOP	PreMoto3	1:57.610	4	5	+1.745	142.5
9	11 David GONZALEZ	ESP	CUNA DE CAMPEONES	MIR RACING	DUNLOP	Promo3	1:57.864	5	5	+1.999	142.2
10	54 Jesus RIOS	ESP	MRE TALENT	CORSE	DUNLOP	Promo3	1:58.238	4	5	+2.373	141.8
11	41 Yvonne CERPA	ESP	IGAXTEAM	BEON	DUNLOP	PreMoto3	1:58.305	4	5	+2.440	141.7
12	21 Mathis FARGIER	FRA	JFJ RACING TEAM		DUNLOP	PreMoto3	1:59.355	2	2	+3.490	140.5
13	35 Adrian COVARRUBIAS	ESP	PM MOTORSPORT	MIR RACING	DUNLOP	Promo3	1:59.382	4	5	+3.517	140.4
14	7 Xavi VIDAL	ESP	CUNA DE CAMPEONES	MIR RACING	DUNLOP	Promo3	1:59.764	4	5	+3.899	140.0
15	44 Mark PEREZ	ESP	CUNA DE CAMPEONES	MIR RACING	DUNLOP	Promo3	2:00.024	4	5	+4.159	139.7
16	22 Ben R. AUSTIN	GBR	AUSTIN RACING VHC LIQUI MOLY	BEON	DUNLOP	PreMoto3	2:00.078	5	5	+4.213	139.6
17	15 Martim M. RAMOS	PRT	CUNA DE CAMPEONES	MIR RACING	DUNLOP	Promo3	2:00.212	5	5	+4.347	139.5
18	98 Mika SIEBRATH	DEU	CUNA DE CAMPEONES	MIR RACING	DUNLOP	Promo3	2:00.810	4	5	+4.945	138.8
19	24 Jayant CHOTE	NLD	CUNA DE CAMPEONES	MIR RACING	DUNLOP	Promo3	2:00.952	4	5	+5.087	138.6
20	9 Elliot KASSIGIAN	FRA	CUNA DE CAMPEONES	MIR RACING	DUNLOP	Promo3	2:02.056	5	5	+6.191	137.4
21	37 Montague J. AMER	GBR	AUSTIN RACING VHC LIQUI MOLY	BEON	DUNLOP	Promo3	2:03.758	5	5	+7.893	135.5
22	25 Kyle PAYNE	GBR	CUNA DE CAMPEONES	MIR RACING	DUNLOP	Promo3	2:05.850	5	5	+9.985	133.2

Max. qual. time: 2:13.244

49	Xavier MARTINEZ	ESP	CUNA DE CAMPEONES	MIR RACING	DUNLOP	Promo3		1			
58	Jose L. ARMARIO	ESP	GM FUEL-VRC TEAM	MIR RACING	DUNLOP	PreMoto3		1			

<b>Fastest Lap:</b>	Lap 5	Nuno G. RIBEIRO	1:55.865	144.7 Kph
---------------------	-------	-----------------	----------	-----------

Track Status: **DRY**

Published at: .....

<b>Race Director:</b>	<b>Timekeeper:</b> Denis del Pozo López 565410-B
-----------------------	--



## PreMoto3/Promo3

### ESBK CIRCUIT DE BARCELONA-CATALUNYA

Warm Up

Classification by Class

No Rider	Nat	Team	Bike	Time	Lap Total	Gap	Kph
<b>PreMoto3</b>							
1	73	Nuno G. RIBEIRO	PRT LOUSAESTRADAS	BEON	1:55.865	5 5	144.7
2	16	Alvaro FUERTES	ESP FUERTES TEAM	BEON	1:56.569	3 5 +0.704 +0.704	143.8
3	14	Eduardo GUTIERREZ	ESP QRG MOTOR RACING	BEON	1:56.664	5 5 +0.799 +0.095	143.7
4	18	Pablo OLIVARES	ESP GM FUEL-VRC TEAM	MIR RACING	1:57.295	5 5 +1.430 +0.631	142.9
5	34	Eitan G. GRAS	URY AUSTIN RACING VHC LIQUI MOLY	BEON	1:57.374	2 2 +1.509 +0.079	142.8
6	8	Marco GARCIA	ESP IGAXTEAM	BEON	1:57.374	3 5 +1.509	142.8
7	94	Marc AGUILAR	ESP QRG MOTOR RACING	BEON	1:57.496	4 5 +1.631 +0.122	142.7
8	57	Ruben ROMERO	ESP ILUSION TEAM	BEON	1:57.610	4 5 +1.745 +0.114	142.5
9	41	Yvonne CERPA	ESP IGAXTEAM	BEON	1:58.305	4 5 +2.440 +0.695	141.7
10	21	Mathis FARGIER	FRA JFJ RACING TEAM	BEON	1:59.355	2 2 +3.490 +1.050	140.5
11	22	Ben R. AUSTIN	GBR AUSTIN RACING VHC LIQUI MOLY	BEON	2:00.078	5 5 +4.213 +0.723	139.6
■ Max. qual. time: 2:13.244							
58	Jose L. ARMARIO	ESP GM FUEL-VRC TEAM	MIR RACING		1		
<b>Promo3</b>							
1	11	David GONZALEZ	ESP CUNA DE CAMPEONES	MIR RACING	1:57.864	5 5	142.2
2	54	Jesus RIOS	ESP MRE TALENT	CORSE	1:58.238	4 5 +0.374 +0.374	141.8
3	35	Adrian COVARRUBIAS	ESP PM MOTORSPORT	MIR RACING	1:59.382	4 5 +1.518 +1.144	140.4
4	7	Xavi VIDAL	ESP CUNA DE CAMPEONES	MIR RACING	1:59.764	4 5 +1.900 +0.382	140.0
5	44	Mark PEREZ	ESP CUNA DE CAMPEONES	MIR RACING	2:00.024	4 5 +2.160 +0.260	139.7
6	15	Martim M. RAMOS	PRT CUNA DE CAMPEONES	MIR RACING	2:00.212	5 5 +2.348 +0.188	139.5
7	98	Mika SIEBDRATH	DEU CUNA DE CAMPEONES	MIR RACING	2:00.810	4 5 +2.946 +0.598	138.8
8	24	Jayant CHOTE	NLD CUNA DE CAMPEONES	MIR RACING	2:00.952	4 5 +3.088 +0.142	138.6
9	9	Elliot KASSIGIAN	FRA CUNA DE CAMPEONES	MIR RACING	2:02.056	5 5 +4.192 +1.104	137.4
10	37	Montague J. AMER	GBR AUSTIN RACING VHC LIQUI MOLY	BEON	2:03.758	5 5 +5.894 +1.702	135.5
11	25	Kyle PAYNE	GBR CUNA DE CAMPEONES	MIR RACING	2:05.850	5 5 +7.986 +2.092	133.2
■ Max. qual. time: 2:13.244							
49	Xavier MARTINEZ	ESP CUNA DE CAMPEONES	MIR RACING		1		

Published at: .....

Track Status: **DRY**

<b>Race Director:</b>	<b>Timekeeper:</b> Denís del Pozo López 565410-B
-----------------------	--



## PreMoto3/Promo3

### ESBK CIRCUIT DE BARCELONA-CATALUNYA

#### Warm Up

#### Best Sector Times

Sector 1		Sector 2		Sector 3		Sector 4		Pos	No	Ideal Lap	Best Lap	
Pos	No Rider	Time	No Rider	Time	No Rider	Time	No Rider					Time
1	14 E.GUTIERREZ	22.159	16 A.FUERTES	35.272	8 M.GARCIA	24.266	73 N.RIBEIRO	33.980	1	73	1:55.785	1:55.865 (1)
2	34 E.GRAS	22.169	73 N.RIBEIRO	35.284	73 N.RIBEIRO	24.298	8 M.GARCIA	34.218	2	16	1:56.483	1:56.569 (2)
3	41 Y.CERPA	22.170	14 E.GUTIERREZ	35.486	34 E.GRAS	24.444	16 A.FUERTES	34.388	3	14	1:56.596	1:56.664 (3)
4	57 R.ROMERO	22.205	11 D.GONZALEZ	35.570	16 A.FUERTES	24.466	54 J.RIOS	34.389	4	8	1:56.670	1:57.374 (6)
5	73 N.RIBEIRO	22.223	94 M.AGUILAR	35.638	14 E.GUTIERREZ	24.488	11 D.GONZALEZ	34.425	5	34	1:57.101	1:57.374 (5)
6	16 A.FUERTES	22.357	8 M.GARCIA	35.799	18 P.OLIVARES	24.541	18 P.OLIVARES	34.447	6	94	1:57.166	1:57.496 (7)
7	8 M.GARCIA	22.387	54 J.RIOS	35.803	94 M.AGUILAR	24.609	14 E.GUTIERREZ	34.463	7	18	1:57.225	1:57.295 (4)
8	18 P.OLIVARES	22.419	18 P.OLIVARES	35.818	57 R.ROMERO	24.636	94 M.AGUILAR	34.475	8	57	1:57.376	1:57.610 (8)
9	94 M.AGUILAR	22.444	41 Y.CERPA	35.852	41 Y.CERPA	24.770	34 E.GRAS	34.492	9	11	1:57.586	1:57.864 (9)
10	22 B.AUSTIN	22.595	57 R.ROMERO	35.962	11 D.GONZALEZ	24.824	57 R.ROMERO	34.573	10	41	1:57.710	1:58.305 (11)
11	35 A.COVARRUBIAS	22.738	34 E.GRAS	35.996	21 M.FARGIER	24.977	21 M.FARGIER	34.741	11	54	1:58.128	1:58.238 (10)
12	11 D.GONZALEZ	22.767	35 A.COVARRUBIAS	36.330	54 J.RIOS	24.985	35 A.COVARRUBIAS	34.817	12	35	1:59.162	1:59.382 (13)
13	54 J.RIOS	22.951	22 B.AUSTIN	36.456	22 B.AUSTIN	25.231	44 M.PEREZ	34.828	13	21	1:59.355	1:59.355 (12)
14	7 X.VIDAL	22.967	44 M.PEREZ	36.457	7 X.VIDAL	25.251	24 J.CHOTE	34.841	14	7	1:59.643	1:59.764 (14)
15	21 M.FARGIER	22.983	7 X.VIDAL	36.500	15 M.RAMOS	25.275	15 M.RAMOS	34.910	15	22	1:59.842	2:00.078 (16)
16	44 M.PEREZ	23.164	24 J.CHOTE	36.548	35 A.COVARRUBIAS	25.277	41 Y.CERPA	34.918	16	44	1:59.867	2:00.024 (15)
17	15 M.RAMOS	23.357	21 M.FARGIER	36.654	24 J.CHOTE	25.278	7 X.VIDAL	34.925	17	24	2:00.039	2:00.952 (19)
18	24 J.CHOTE	23.372	15 M.RAMOS	36.670	98 M.SIEBDRATH	25.357	98 M.SIEBDRATH	35.066	18	15	2:00.212	2:00.212 (17)
19	98 M.SIEBDRATH	23.512	98 M.SIEBDRATH	36.776	44 M.PEREZ	25.418	22 B.AUSTIN	35.560	19	98	2:00.711	2:00.810 (18)
20	9 E.KASSIGIAN	23.586	9 E.KASSIGIAN	36.892	9 E.KASSIGIAN	25.611	9 E.KASSIGIAN	35.877	20	9	2:01.966	2:02.056 (20)
21	37 M.AMER	23.641	37 M.AMER	37.362	37 M.AMER	26.111	37 M.AMER	36.644	21	37	2:03.758	2:03.758 (21)
22	25 K.PAYNE	24.044	25 K.PAYNE	38.413	25 K.PAYNE	26.175	25 K.PAYNE	37.040	22	25	2:05.672	2:05.850 (22)
23	49 X.MARTINEZ	27.863	58 J.ARMARIO	47.184	58 J.ARMARIO	31.394	49 X.MARTINEZ	44.101	23	49	2:35.745	



## PreMoto3/Promo3

### ESBK CIRCUIT DE BARCELONA-CATALUNYA

Warm Up

Best Top Speed

No Rider	Team	Class	Top 1		Top 2		Top 3		Top 4		Top 5		Avg	
			Kph	Lap	Kph	Lap	Kph	Lap	Kph	Lap	Kph	Lap		
14	Eduardo GUTIERREZ	QRG MOTOR RACING	PreMoto3	<b>216.1</b>	2	213.6	3	209.1	4	208.7	5	165.7	1	202.6
57	Ruben ROMERO	ILUSION TEAM	PreMoto3	<b>215.3</b>	3	213.6	4	209.5	5	207.5	2	147.7	1	198.7
8	Marco GARCIA	IGAXTEAM	PreMoto3	<b>214.0</b>	2	208.3	3	205.5	4	203.2	5	164.5	1	199.1
41	Yvonne CERPA	IGAXTEAM	PreMoto3	<b>211.1</b>	2	209.5	3	209.5	5	206.7	4	162.5	1	199.9
34	Eitan G. GRAS	AUSTIN RACING VHC LIQUI MOLY	PreMoto3	<b>210.3</b>	2	156.7	1							183.5
94	Marc AGUILAR	QRG MOTOR RACING	PreMoto3	<b>210.3</b>	3	209.9	2	209.9	4	202.8	5	162.3	1	199.0
16	Alvaro FUERTES	FUERTES TEAM	PreMoto3	<b>208.7</b>	2	206.7	3	204.0	5	201.3	4	163.5	1	196.8
73	Nuno G. RIBEIRO	LOUSAESTRADAS	PreMoto3	<b>208.7</b>	4	205.5	3	205.5	5	204.7	2	135.1	1	191.9
22	Ben R. AUSTIN	AUSTIN RACING VHC LIQUI MOLY	PreMoto3	<b>205.5</b>	5	205.1	2	202.8	3	202.8	4	158.9	1	195.0
18	Pablo OLIVARES	GM FUEL-VRC TEAM	PreMoto3	<b>203.2</b>	2	203.2	3	202.8	4	202.8	5	133.4	1	189.1
21	Mathis FARGIER	JFJ RACING TEAM	PreMoto3	<b>201.7</b>	2	156.9	1							179.3
7	Xavi VIDAL	CUNA DE CAMPEONES	Promo3	<b>199.1</b>	2	199.1	5	198.4	3	197.3	4	146.9	1	188.2
37	Montague J. AMER	AUSTIN RACING VHC LIQUI MOLY	Promo3	<b>199.1</b>	2	199.1	3	195.9	5	195.5	4	149.8	1	187.9
11	David GONZALEZ	CUNA DE CAMPEONES	Promo3	<b>198.8</b>	2	198.8	4	193.5	5	190.1	3	112.7	1	178.8
35	Adrian COVARRUBIAS	PM MOTORSPORT	Promo3	<b>198.0</b>	2	198.0	3	197.3	4	192.4	5	109.7	1	179.1
44	Mark PEREZ	CUNA DE CAMPEONES	Promo3	<b>197.3</b>	4	196.2	5	192.1	3	191.4	2	146.9	1	184.8
54	Jesus RIOS	MRE TALENT	Promo3	<b>196.2</b>	2	196.2	3	195.2	4	192.8	5	151.2	1	186.3
15	Martim M. RAMOS	CUNA DE CAMPEONES	Promo3	<b>195.2</b>	2	192.1	3	191.1	4	190.7	5	153.3	1	184.5
98	Mika SIEBDRATH	CUNA DE CAMPEONES	Promo3	<b>194.5</b>	2	193.8	4	192.8	3	192.4	5	150.8	1	184.9
9	Elliot KASSIGIAN	CUNA DE CAMPEONES	Promo3	<b>194.1</b>	4	193.8	3	192.8	2	192.1	5	117.3	1	178.0
25	Kyle PAYNE	CUNA DE CAMPEONES	Promo3	<b>191.7</b>	3	190.1	4	189.7	2	188.4	5	149.1	1	181.8
24	Jayant CHOTE	CUNA DE CAMPEONES	Promo3	<b>190.7</b>	4	189.4	3	189.1	2	187.8	5	148.5	1	181.1
58	Jose L. ARMARIO	GM FUEL-VRC TEAM	PreMoto3	<b>136.4</b>	1									136.4
49	Xavier MARTINEZ	CUNA DE CAMPEONES	Promo3	<b>93.2</b>	1									93.2



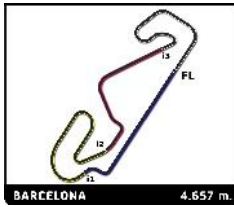
## PreMoto3/Promo3

### ESBK CIRCUIT DE BARCELONA-CATALUNYA

#### Warm Up

#### Fastest Lap Sequence

Elapsed	No Rider	Team	Bike	Class	Time	Kph	Lap
4:04.942	24 Jayant CHOTE	CUNA DE CAMPEONES	MIR RACING	Promo3	<b>2:01.463</b>	138.0	2
4:05.096	98 Mika SIEBDRATH	CUNA DE CAMPEONES	MIR RACING	Promo3	<b>2:00.866</b>	138.7	2
4:06.404	21 Mathis FARGIER	JFJ RACING TEAM		PreMoto3	<b>1:59.355</b>	140.5	2
4:06.572	16 Alvaro FUERTES	FUERTES TEAM	BEON	PreMoto3	<b>1:56.826</b>	143.5	2
6:03.141	16 Alvaro FUERTES	FUERTES TEAM	BEON	PreMoto3	<b>1:56.569</b>	143.8	3
10:23.486	73 Nuno G. RIBEIRO	LOUSAESTRADAS	BEON	PreMoto3	<b>1:55.865</b>	144.7	5



## PreMoto3/Promo3

### ESBK CIRCUIT DE BARCELONA-CATALUNYA

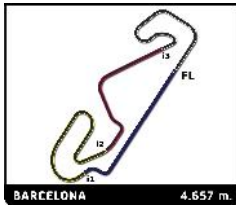
#### Warm Up

#### Sector Analysis

— Invalidated Lap    ■ Personal Best    ■ Session Best    B Crossing the pit lane

Lap	Time	Sector 1	Sector 2	Sector 3	Sector 4	T.Spd	Lap	Time	Sector 1	Sector 2	Sector 3	Sector 4	T.Spd		
<b>7</b>	<b>Xavi VIDAL</b>						ESP	<b>18</b>	<b>Pablo OLIVARES</b>						ESP
CUNA DE CAMPEONES							GM FUEL-VRC TEAM								
MIR RACING							MIR RACING								
1	2:10.756	26.985	39.235	27.167	37.369	146.9	1	2:49.623	1:10.039	39.175	25.520	34.889	133.4		
2	2:02.191	23.601	37.712	25.567	35.311	199.1	2	1:58.004	22.448	36.037	24.782	34.737	203.2		
3	2:01.233	23.305	37.453	25.550	<b>34.925</b>	198.4	3	1:58.051	22.553	36.140	24.734	34.624	203.2		
4	<b>1:59.764</b>	23.039	<b>36.500</b>	<b>25.251</b>	34.974	197.3	4	1:57.421	22.558	35.873	<b>24.541</b>	34.449	202.8		
5	2:00.284	<b>22.967</b>	36.503	25.703	35.111	199.1	5	<b>1:57.295</b>	<b>22.419</b>	<b>35.818</b>	24.611	<b>34.447</b>	202.8		
<b>8</b>	<b>Marco GARCIA</b>						ESP	<b>21</b>	<b>Mathis FARGIER</b>						FRA
IGAXTEAM							JFJ RACING TEAM								
BEON															
1	2:11.922	33.761	37.442	25.681	35.038	164.5	1	2:07.049	26.751	38.990	25.945	35.363	156.9		
2	1:58.011	<b>22.387</b>	36.345	24.545	34.734	214.0	2	<b>1:59.355</b>	<b>22.983</b>	<b>36.654</b>	<b>24.977</b>	<b>34.741</b>	201.7		
3	<b>1:57.374</b>	22.395	35.923	24.267	34.789	208.3									
4	1:57.714	22.466	<b>35.799</b>	24.521	34.928	205.5									
5	1:57.717	22.609	36.624	<b>24.266</b>	<b>34.218</b>	203.2									
<b>9</b>	<b>Elliott KASSIGIAN</b>						FRA	<b>22</b>	<b>Ben R. AUSTIN</b>						GBR
CUNA DE CAMPEONES							AUSTIN RACING VHC LIQUI MOLY								
MIR RACING							BEON								
1	2:20.885	35.017	40.823	26.687	38.358	117.3	1	2:22.980	43.088	38.178	25.659	36.055	158.9		
2	2:04.350	23.971	37.956	26.302	36.121	192.8	2	2:00.988	22.919	36.896	25.613	<b>35.560</b>	205.1		
3	2:02.965	23.620	37.340	25.949	36.056	193.8	3	2:02.795	23.003	37.530	26.520	35.742	202.8		
4	2:02.416	<b>23.586</b>	37.298	25.636	35.896	194.1	4	2:01.173	22.988	36.949	25.383	35.853	202.8		
5	<b>2:02.056</b>	23.676	<b>36.892</b>	<b>25.611</b>	<b>35.877</b>	192.1	5	<b>2:00.078</b>	<b>22.595</b>	<b>36.456</b>	<b>25.231</b>	35.796	205.5		
<b>11</b>	<b>David GONZALEZ</b>						ESP	<b>24</b>	<b>Jayant CHOTE</b>						NLD
CUNA DE CAMPEONES							CUNA DE CAMPEONES								
MIR RACING							MIR RACING								
1	2:11.523	33.580	37.317	25.826	34.800	112.7	1	2:03.479	23.731	38.228	26.030	35.490	148.5		
2	2:00.094	23.058	36.651	25.274	35.111	198.8	2	2:01.463	23.756	36.892	25.517	35.298	189.1		
3	2:00.968	23.779	37.861	24.903	<b>34.425</b>	190.1	3	2:02.819	23.981	37.531	26.071	35.236	189.4		
4	1:59.495	<b>22.767</b>	36.481	25.586	34.661	198.8	4	<b>2:00.952</b>	<b>23.372</b>	<b>36.548</b>	25.538	35.494	190.7		
5	<b>1:57.864</b>	22.982	<b>35.570</b>	<b>24.824</b>	34.488	193.5	5	2:01.186	24.403	36.664	<b>25.278</b>	<b>34.841</b>	187.8		
<b>14</b>	<b>Eduardo GUTIERREZ</b>						ESP	<b>25</b>	<b>Kyle PAYNE</b>						GBR
QRG MOTOR RACING							CUNA DE CAMPEONES								
BEON							MIR RACING								
1	2:14.664	35.147	38.108	25.547	35.862	165.7	1	2:18.610	26.830	43.972	27.597	40.211	149.1		
2	1:58.680	22.190	36.125	25.353	35.012	216.1	2	2:07.727	24.467	39.449	26.544	37.267	189.7		
3	1:58.534	22.374	36.459	24.655	35.046	213.6	3	2:07.076	24.077	39.287	26.545	37.167	191.7		
4	1:57.191	22.251	35.542	<b>24.488</b>	34.910	209.1	4	2:07.304	<b>24.044</b>	39.121	26.344	37.795	190.1		
5	<b>1:56.664</b>	<b>22.159</b>	<b>35.486</b>	24.556	<b>34.463</b>	208.7	5	<b>2:05.850</b>	24.222	<b>38.413</b>	<b>26.175</b>	<b>37.040</b>	188.4		
<b>15</b>	<b>Martim M. RAMOS</b>						PRT	<b>34</b>	<b>Eitan G. GRAS</b>						URY
CUNA DE CAMPEONES							AUSTIN RACING VHC LIQUI MOLY								
MIR RACING							BEON								
1	2:49.457	1:02.193	41.536	27.982	37.746	153.3	1	2:09.653	27.755	40.997	25.312	35.589	156.7		
2	2:01.925	23.533	37.071	25.818	35.503	195.2	2	<b>1:57.374</b>	22.442	<b>35.996</b>	<b>24.444</b>	<b>34.492</b>	210.3		
<b>35</b>	<b>Adrian COVARRUBIAS</b>						ESP	<b>35</b>	<b>Adrian COVARRUBIAS</b>						ESP
CUNA DE CAMPEONES							PM MOTORSPORT								
MIR RACING							MIR RACING								
1	2:14.098	33.125	38.951	26.336	35.686	109.7	1	2:14.098	33.125	38.951	26.336	35.686	109.7		
2	1:59.641	22.870	36.396	25.362	35.013	198.0	2	1:59.641	22.870	36.396	25.362	35.013	198.0		
3	1:59.792	<b>22.738</b>	36.888	25.349	<b>34.817</b>	198.0	3	1:59.792	<b>22.738</b>	36.888	25.349	<b>34.817</b>	198.0		
4	<b>1:59.382</b>	22.929	<b>36.330</b>	<b>25.277</b>	34.846	197.3	4	<b>1:59.382</b>	22.929	<b>36.330</b>	<b>25.277</b>	34.846	197.3		
5	2:02.226	23.112	36.834	25.716	36.564	192.4	5	2:02.226	23.112	36.834	25.716	36.564	192.4		
<b>37</b>	<b>Montague J. AMER</b>						GBR	<b>37</b>	<b>Montague J. AMER</b>						GBR
FUERTES TEAM							AUSTIN RACING VHC LIQUI MOLY								
BEON							BEON								
1	2:09.746	33.242	36.839	24.655	35.010	163.5	1	2:10.351	25.202	39.123	28.373	37.653	149.8		
2	1:56.826	22.406	35.461	<b>24.466</b>	34.493	208.7	2	2:05.223	23.704	38.224	26.389	36.906	199.1		
3	<b>1:56.569</b>	<b>22.357</b>	35.322	24.485	34.405	206.7	3	2:06.635	24.462	38.819	26.280	37.074	199.1		
4	2:03.006	22.675	35.565	25.942	38.824	201.3									
5	1:56.590	22.444	<b>35.272</b>	24.486	<b>34.388</b>	204.0									





# PreMoto3/Promo3

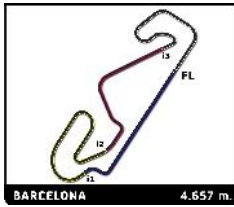
## ESBK CIRCUIT DE BARCELONA-CATALUNYA

### Warm Up

### Sector Analysis

— Invalidated Lap    ■ Personal Best    ■ Session Best    B Crossing the pit lane

Lap	Time	Sector 1	Sector 2	Sector 3	Sector 4	T.SpD	Lap	Time	Sector 1	Sector 2	Sector 3	Sector 4	T.SpD		
4	2:05.207	23.823	38.110	26.214	37.060	195.5	4	<b>1:57.496</b>	22.526	35.839	24.656	<b>34.475</b>	209.9		
5	<b>2:03.758</b>	<b>23.641</b>	<b>37.362</b>	<b>26.111</b>	<b>36.644</b>	195.9	5	1:57.653	22.603	<b>35.638</b>	<b>24.609</b>	34.803	202.8		
<b>41</b>	<b>Yvonne CERPA</b>						ESP	<b>98</b>	<b>Mika SIEBDRATH</b>						DEU
	IGAXTEAM						BEON		CUNA DE CAMPEONES						MIR RACING
1	2:13.798	34.866	38.009	25.464	35.459	162.5	1	2:04.230	24.599	38.164	26.022	35.445	150.8		
2	1:58.563	<b>22.170</b>	36.283	25.162	34.948	211.1	2	2:00.866	23.663	36.780	<b>25.357</b>	<b>35.066</b>	194.5		
3	1:59.465	22.508	36.563	25.175	35.219	209.5	3	2:03.125	23.555	37.749	26.126	35.695	192.8		
4	<b>1:58.305</b>	22.765	<b>35.852</b>	<b>24.770</b>	<b>34.918</b>	206.7	4	<b>2:00.810</b>	<b>23.512</b>	<b>36.776</b>	25.411	35.111	193.8		
5	1:58.676	22.804	36.026	24.812	35.034	209.5	5	2:01.617	23.742	36.783	25.506	35.586	192.4		
<b>44</b>	<b>Mark PEREZ</b>						ESP								
	CUNA DE CAMPEONES						MIR RACING								
1	2:08.470	28.150	38.225	26.327	35.768	146.9									
2	2:02.877	24.197	36.985	25.942	35.753	191.4									
3	2:02.127	23.794	37.128	25.963	35.242	192.1									
4	<b>2:00.024</b>	23.321	<b>36.457</b>	<b>25.418</b>	<b>34.828</b>	197.3									
5	2:00.660	<b>23.164</b>	36.565	25.636	35.295	196.2									
<b>49</b>	<b>Xavier MARTINEZ</b>						ESP								
	CUNA DE CAMPEONES						MIR RACING								
1	2:42.898	35.016	<b>50.950</b>	<b>32.831</b>	<b>44.101</b>	93.2									
<b>54</b>	<b>Jesus RIOS</b>						ESP								
	MRE TALENT						CORSE								
1	2:10.513	25.951	39.812	27.115	37.635	151.2									
2	2:00.691	23.571	36.889	25.304	34.927	196.2									
3	2:00.946	23.476	36.690	25.672	35.108	196.2									
4	<b>1:58.238</b>	<b>22.951</b>	35.913	<b>24.985</b>	<b>34.389</b>	195.2									
5	1:59.019	23.073	<b>35.803</b>	25.591	34.552	192.8									
<b>57</b>	<b>Ruben ROMERO</b>						ESP								
	ILUSION TEAM						BEON								
1	2:13.588	33.200	38.668	25.940	35.780	147.7									
2	1:59.706	22.630	36.289	25.564	35.223	207.5									
3	1:58.854	22.237	36.892	25.152	<b>34.573</b>	215.3									
4	<b>1:57.610</b>	<b>22.205</b>	<b>35.962</b>	24.847	34.596	213.6									
5	1:57.784	22.348	36.056	<b>24.636</b>	34.744	209.5									
<b>58</b>	<b>Jose L. ARMARIO</b>						ESP								
	GM FUEL-VRC TEAM						MIR RACING								
1	3:37.436B	1:16.240	<b>47.184</b>	<b>31.394</b>	1:02.618	136.4									
<b>73</b>	<b>Nuno G. RIBEIRO</b>						PRT								
	LOUSAESTRADAS						BEON								
1	2:35.210	57.650	37.401	25.088	35.071	135.1									
2	1:57.800	22.819	35.839	24.568	34.574	204.7									
3	1:57.082	22.604	35.528	24.677	34.273	205.5									
4	<b>1:57.529</b>	<b>22.223</b>	36.002	<b>24.298</b>	35.006	208.7									
5	<b>1:55.865</b>	22.229	<b>35.284</b>	24.372	<b>33.980</b>	205.5									
<b>94</b>	<b>Marc AGUILAR</b>						ESP								
	QRG MOTOR RACING						BEON								
1	2:14.198	35.014	38.066	25.347	35.771	162.3									
2	1:59.316	22.529	36.061	25.619	35.107	209.9									
3	1:58.785	<b>22.444</b>	36.744	24.930	34.667	210.3									



## PreMoto3/Promo3 ESBK CIRCUIT DE BARCELONA-CATALUNYA

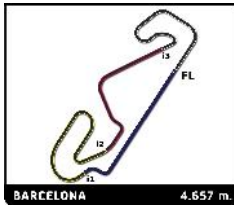
Warm Up

### Slow Sector Analysis

Personal Best Session Best B Crossing the pit lane

Lap	Time	Sector 1	Sector 2	Sector 3	Sector 4	Elapsed	Lap	Time	Sector 1	Sector 2	Sector 3	Sector 4	Elapsed		
<b>7</b>	<b>Xavi VIDAL</b>						ESP	<b>18</b>	<b>Pablo OLIVARES</b>						ESP
CUNA DE CAMPEONES							GM FUEL-VRC TEAM								
MIR RACING							MIR RACING								
1	2:10.756	26.985	39.235	27.167	37.369	2:10.756	1	2:49.623	1:10.039	39.175	25.520	34.889	2:49.623		
2	2:02.191	23.601	37.712	25.567	35.311	4:12.947	2	1:58.004	22.448	36.037	24.782	34.737	4:47.627		
3	2:01.233	23.305	37.453	25.550	<b>34.925</b>	6:14.180	3	1:58.051	22.553	36.140	24.734	34.624	6:45.678		
4	<b>1:59.764</b>	23.039	<b>36.500</b>	<b>25.251</b>	34.974	8:13.944	4	1:57.421	22.558	35.873	<b>24.541</b>	34.449	8:43.099		
5	2:00.284	<b>22.967</b>	36.503	25.703	35.111	10:14.228	5	<b>1:57.295</b>	<b>22.419</b>	<b>35.818</b>	24.611	<b>34.447</b>	10:40.394		
<b>8</b>	<b>Marco GARCIA</b>						ESP	<b>21</b>	<b>Mathis FARGIER</b>						FRA
IGAXTEAM							JFJ RACING TEAM								
BEON							BEON								
1	2:11.922	33.761	37.442	25.681	35.038	2:11.922	1	2:07.049	26.751	38.990	25.945	35.363	2:07.049		
2	1:58.011	<b>22.387</b>	36.345	24.545	34.734	4:09.933	2	<b>1:59.355</b>	<b>22.983</b>	<b>36.654</b>	<b>24.977</b>	<b>34.741</b>	4:06.404		
3	<b>1:57.374</b>	22.395	35.923	24.267	34.789	6:07.307									
4	1:57.714	22.466	<b>35.799</b>	24.521	34.928	8:05.021									
5	1:57.717	22.609	36.624	<b>24.266</b>	<b>34.218</b>	10:02.738									
<b>9</b>	<b>Elliot KASSIGIAN</b>						FRA	<b>22</b>	<b>Ben R. AUSTIN</b>						GBR
CUNA DE CAMPEONES							AUSTIN RACING VHC LIQUI MOLY								
MIR RACING							BEON								
1	2:20.885	35.017	40.823	26.687	38.358	2:20.885	1	2:22.980	43.088	38.178	25.659	36.055	2:22.980		
2	2:04.350	23.971	37.956	26.302	36.121	4:25.235	2	2:00.988	22.919	36.896	25.613	<b>35.560</b>	4:23.968		
3	2:02.965	23.620	37.340	25.949	36.056	6:28.200	3	2:02.795	23.003	37.530	26.520	35.742	6:26.763		
4	2:02.416	<b>23.586</b>	37.298	25.636	35.896	8:30.616	4	2:01.173	22.988	36.949	25.383	35.853	8:27.936		
5	<b>2:02.056</b>	23.676	<b>36.892</b>	<b>25.611</b>	<b>35.877</b>	10:32.672	5	<b>2:00.078</b>	<b>22.595</b>	<b>36.456</b>	<b>25.231</b>	35.796	10:28.014		
<b>11</b>	<b>David GONZALEZ</b>						ESP	<b>24</b>	<b>Jayant CHOTE</b>						NLD
CUNA DE CAMPEONES							CUNA DE CAMPEONES								
MIR RACING							MIR RACING								
1	2:11.523	33.580	37.317	25.826	34.800	2:11.523	1	2:03.479	23.731	38.228	26.030	35.490	2:03.479		
2	2:00.094	23.058	36.651	25.274	35.111	4:11.617	2	2:01.463	23.756	36.892	25.517	35.298	4:04.942		
3	2:00.968	23.779	37.861	24.903	<b>34.425</b>	6:12.585	3	2:02.819	23.981	37.531	26.071	35.236	6:07.761		
4	1:59.495	<b>22.767</b>	36.481	25.586	34.661	8:12.080	4	<b>2:00.952</b>	<b>23.372</b>	<b>36.548</b>	25.538	35.494	8:08.713		
5	<b>1:57.864</b>	22.982	<b>35.570</b>	<b>24.824</b>	34.488	10:09.944	5	2:01.186	24.403	36.664	<b>25.278</b>	<b>34.841</b>	10:09.899		
<b>14</b>	<b>Eduardo GUTIERREZ</b>						ESP	<b>25</b>	<b>Kyle PAYNE</b>						GBR
QRG MOTOR RACING							CUNA DE CAMPEONES								
BEON							MIR RACING								
1	2:14.664	35.147	38.108	25.547	35.862	2:14.664	1	2:18.610	26.830	43.972	27.597	40.211	2:18.610		
2	1:58.680	22.190	36.125	25.353	35.012	4:13.344	2	2:07.727	24.467	39.449	26.544	37.267	4:26.337		
3	1:58.534	22.374	36.459	24.655	35.046	6:11.878	3	2:07.076	24.077	39.287	26.545	37.167	6:33.413		
4	1:57.191	22.251	35.542	<b>24.488</b>	34.910	8:09.069	4	2:07.304	<b>24.044</b>	39.121	26.344	37.795	8:40.717		
5	<b>1:56.664</b>	<b>22.159</b>	<b>35.486</b>	24.556	<b>34.463</b>	10:05.733	5	<b>2:05.850</b>	24.222	<b>38.413</b>	<b>26.175</b>	<b>37.040</b>	10:46.567		
<b>15</b>	<b>Martim M. RAMOS</b>						PRT	<b>34</b>	<b>Eitan G. GRAS</b>						URY
CUNA DE CAMPEONES							AUSTIN RACING VHC LIQUI MOLY								
MIR RACING							BEON								
1	2:49.457	1:02.193	41.536	27.982	37.746	2:49.457	1	2:09.653	27.755	40.997	25.312	35.589	2:09.653		
2	2:01.925	23.533	37.071	25.818	35.503	4:51.382	2	<b>1:57.374</b>	22.442	<b>35.996</b>	<b>24.444</b>	<b>34.492</b>	4:07.027		
3	2:07.048	23.829	40.538	26.380	36.301	6:58.430									
4	2:01.414	23.585	36.958	25.530	35.341	8:59.844									
5	<b>2:00.212</b>	<b>23.357</b>	<b>36.670</b>	<b>25.275</b>	<b>34.910</b>	11:00.056									
<b>16</b>	<b>Alvaro FUERTES</b>						ESP	<b>35</b>	<b>Adrian COVARRUBIAS</b>						ESP
FUERTES TEAM							PM MOTORSPORT								
BEON							MIR RACING								
1	2:09.746	33.242	36.839	24.655	35.010	2:09.746	1	2:14.098	33.125	38.951	26.336	35.686	2:14.098		
2	1:56.826	22.406	35.461	<b>24.466</b>	34.493	4:06.572	2	1:59.641	22.870	36.396	25.362	35.013	4:13.739		
3	<b>1:56.569</b>	<b>22.357</b>	35.322	24.485	34.405	6:03.141	3	1:59.792	<b>22.738</b>	36.888	25.349	<b>34.817</b>	6:13.531		
4	2:03.006	22.675	35.565	25.942	38.824	8:06.147	4	<b>1:59.382</b>	22.929	<b>36.330</b>	<b>25.277</b>	34.846	8:12.913		
5	1:56.590	22.444	<b>35.272</b>	24.486	<b>34.388</b>	10:02.737	5	2:02.226	23.112	36.834	25.716	36.564	10:15.139		
<b>37</b>	<b>Montague J. AMER</b>						GBR								GBR
FUERTES TEAM							AUSTIN RACING VHC LIQUI MOLY								
BEON							BEON								
1	2:10.351	25.202	39.123	28.373	37.653	2:10.351	1	2:10.351	25.202	39.123	28.373	37.653	2:10.351		
2	2:05.223	23.704	38.224	26.389	36.906	4:15.574	2	2:05.223	23.704	38.224	26.389	36.906	4:15.574		
3	2:06.635	24.462	38.819	26.280	37.074	6:22.209	3	2:06.635	24.462	38.819	26.280	37.074	6:22.209		





## PreMoto3/Promo3

### ESBK CIRCUIT DE BARCELONA-CATALUNYA

#### Warm Up

#### Slow Sector Analysis

Personal Best Session Best B Crossing the pit lane

Lap	Time	Sector 1	Sector 2	Sector 3	Sector 4	Elapsed	Lap	Time	Sector 1	Sector 2	Sector 3	Sector 4	Elapsed
4	2:05.207	23.823	38.110	26.214	37.060	8:27.416	4	<b>1:57.496</b>	22.526	35.839	24.656	<b>34.475</b>	8:09.795
5	<b>2:03.758</b>	<b>23.641</b>	<b>37.362</b>	<b>26.111</b>	<b>36.644</b>	10:31.174	5	1:57.653	22.603	<b>35.638</b>	<b>24.609</b>	34.803	10:07.448

41 Yvonne CERPA							ESP
IGAXTEAM							BEON
1	2:13.798	34.866	38.009	25.464	35.459	2:13.798	
2	1:58.563	<b>22.170</b>	36.283	25.162	34.948	4:12.361	
3	1:59.465	22.508	36.563	25.175	35.219	6:11.826	
4	<b>1:58.305</b>	22.765	<b>35.852</b>	<b>24.770</b>	<b>34.918</b>	8:10.131	
5	1:58.676	22.804	36.026	24.812	35.034	10:08.807	

98 Mika SIEBDRATH							DEU
CUNA DE CAMPEONES							MIR RACING
1	2:04.230	24.599	38.164	26.022	35.445	2:04.230	
2	2:00.866	23.663	36.780	<b>25.357</b>	<b>35.066</b>	4:05.096	
3	2:03.125	23.555	37.749	26.126	35.695	6:08.221	
4	<b>2:00.810</b>	<b>23.512</b>	<b>36.776</b>	25.411	35.111	8:09.031	
5	2:01.617	23.742	36.783	25.506	35.586	10:10.648	

44 Mark PEREZ							ESP
CUNA DE CAMPEONES							MIR RACING
1	2:08.470	28.150	38.225	26.327	35.768	2:08.470	
2	2:02.877	24.197	36.985	25.942	35.753	4:11.347	
3	2:02.127	23.794	37.128	25.963	35.242	6:13.474	
4	<b>2:00.024</b>	23.321	<b>36.457</b>	<b>25.418</b>	<b>34.828</b>	8:13.498	
5	2:00.660	<b>23.164</b>	36.565	25.636	35.295	10:14.158	

49 Xavier MARTINEZ							ESP
CUNA DE CAMPEONES							MIR RACING
1	2:42.898	35.016	<b>50.950</b>	<b>32.831</b>	<b>44.101</b>	2:42.898	

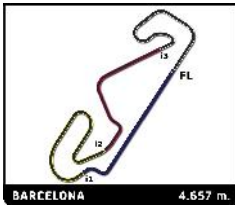
54 Jesus RIOS							ESP
MRE TALENT							CORSE
1	2:10.513	25.951	39.812	27.115	37.635	2:10.513	
2	2:00.691	23.571	36.889	25.304	34.927	4:11.204	
3	2:00.946	23.476	36.690	25.672	35.108	6:12.150	
4	<b>1:58.238</b>	<b>22.951</b>	35.913	<b>24.985</b>	<b>34.389</b>	8:10.388	
5	1:59.019	23.073	<b>35.803</b>	25.591	34.552	10:09.407	

57 Ruben ROMERO							ESP
ILUSION TEAM							BEON
1	2:13.588	33.200	38.668	25.940	35.780	2:13.588	
2	1:59.706	22.630	36.289	25.564	35.223	4:13.294	
3	1:58.854	22.237	36.892	25.152	<b>34.573</b>	6:12.148	
4	<b>1:57.610</b>	<b>22.205</b>	<b>35.962</b>	24.847	34.596	8:09.758	
5	1:57.784	22.348	36.056	<b>24.636</b>	34.744	10:07.542	

58 Jose L. ARMARIO							ESP
GM FUEL-VRC TEAM							MIR RACING
1	3:37.436B	1:16.240	<b>47.184</b>	<b>31.394</b>	1:02.618	3:37.436	

73 Nuno G. RIBEIRO							PRT
LOUSAESTRADAS							BEON
1	2:35.210	57.650	37.401	25.088	35.071	2:35.210	
2	1:57.800	22.819	35.839	24.568	34.574	4:33.010	
3	1:57.082	22.604	35.528	24.677	34.273	6:30.092	
4	1:57.529	<b>22.223</b>	36.002	<b>24.298</b>	35.006	8:27.621	
5	<b>1:55.865</b>	22.229	<b>35.284</b>	24.372	<b>33.980</b>	10:23.486	

94 Marc AGUILAR							ESP
QRG MOTOR RACING							BEON
1	2:14.198	35.014	38.066	25.347	35.771	2:14.198	
2	1:59.316	22.529	36.061	25.619	35.107	4:13.514	
3	1:58.785	<b>22.444</b>	36.744	24.930	34.667	6:12.299	

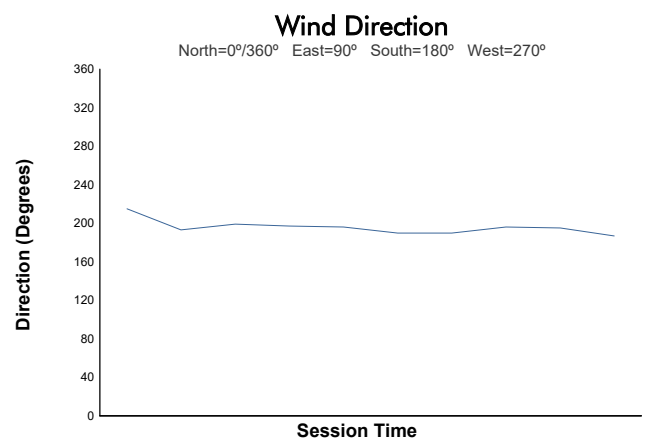
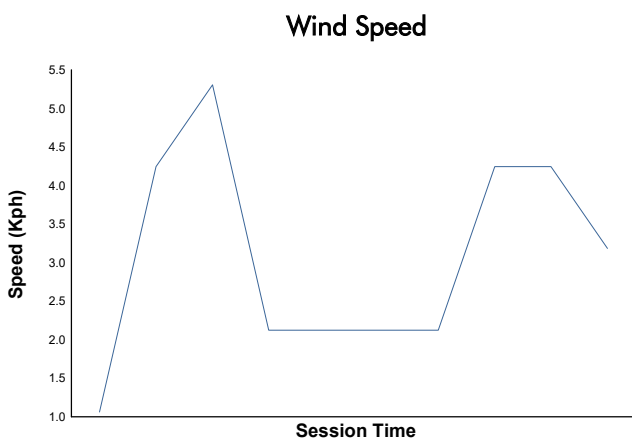
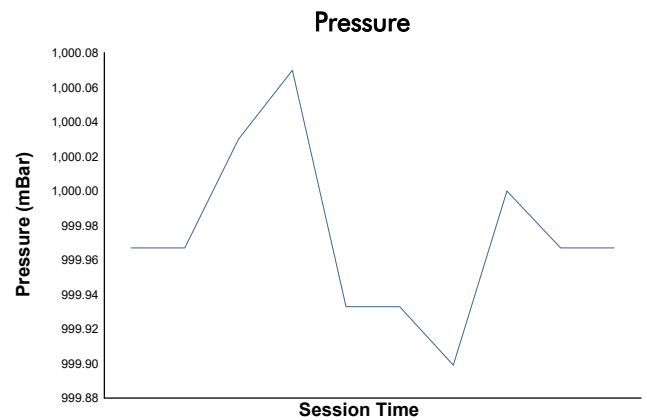
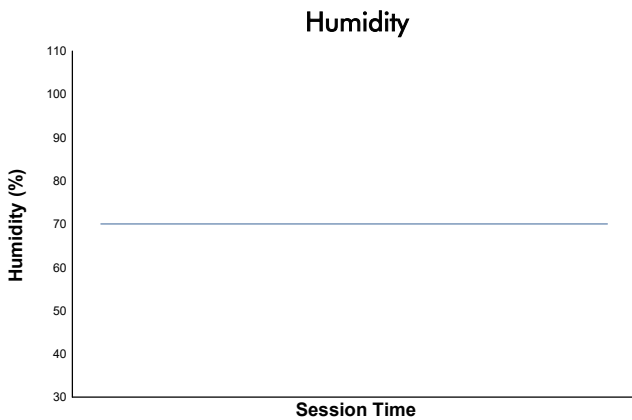
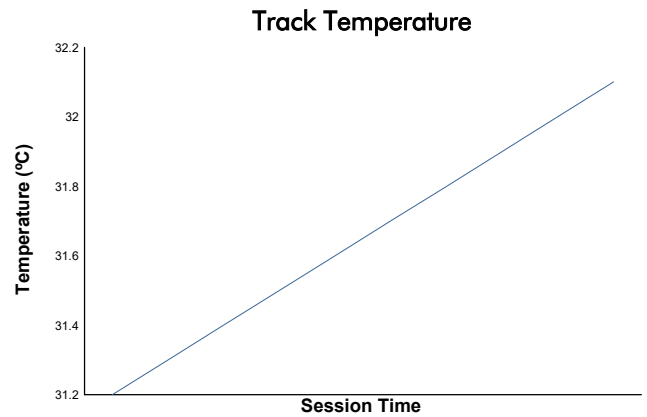
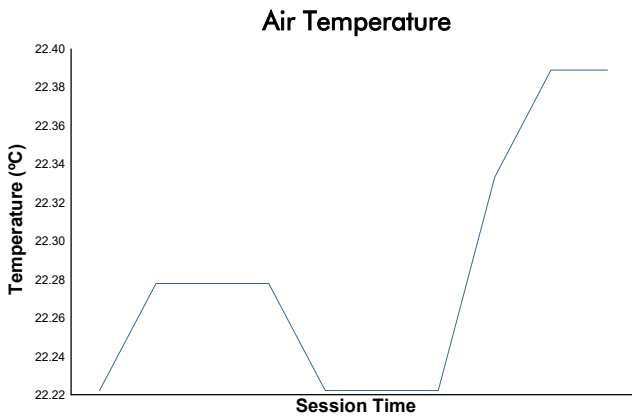


# ESBK CIRCUIT DE BARCELONA-CATALUNYA

PreMoto3/Promo3

Warm Up

Weather Report



Track Status: **DRY**