



PreMoto3/Promo3

ESBK CIRCUIT DE BARCELONA-CATALUNYA

Entrenamiento Libre 3

Classification

No	Rider	Nat	Team	Bike	Tires	Cl.	Time	Lap	Total	Gap	Kph
1	73 Nuno G. RIBEIRO	PRT	LOUSAESTRADAS	BEON	DUNLOP	PreMoto3	1:55.597	7	8	-	145.0
2	16 Alvaro FUERTES	ESP	FUERTES TEAM	BEON	DUNLOP	PreMoto3	1:56.721	12	12	+1.124	143.6
3	18 Pablo OLIVARES	ESP	GM FUEL-VRC TEAM	MIR RACING	DUNLOP	PreMoto3	1:56.836	12	15	+1.239	143.5
4	14 Eduardo GUTIERREZ	ESP	QRG MOTOR RACING	BEON	DUNLOP	PreMoto3	1:56.914	4	16	+1.317	143.4
5	8 Marco GARCIA	ESP	IGAXTEAM	BEON	DUNLOP	PreMoto3	1:57.110	7	14	+1.513	143.2
6	58 Jose L. ARMARIO	ESP	GM FUEL-VRC TEAM	MIR RACING	DUNLOP	PreMoto3	1:57.138	7	14	+1.541	143.1
7	34 Eitan G. GRAS	URY	AUSTIN RACING VHC LIQUI MOLY	BEON	DUNLOP	PreMoto3	1:57.611	11	15	+2.014	142.5
8	21 Mathis FARGIER	FRA	JFJ RACING TEAM	BEON	DUNLOP	PreMoto3	1:57.931	4	16	+2.334	142.2
9	57 Ruben ROMERO	ESP	ILUSION TEAM	BEON	DUNLOP	PreMoto3	1:58.147	13	17	+2.550	141.9
10	41 Yvonne CERPA	ESP	IGAXTEAM	BEON	DUNLOP	PreMoto3	1:58.250	8	14	+2.653	141.8
11	94 Marc AGUILAR	ESP	QRG MOTOR RACING	BEON	DUNLOP	PreMoto3	1:58.517	13	16	+2.920	141.5
12	54 Jesus RIOS	ESP	MRE TALENT	CORSE	DUNLOP	Promo3	1:59.067	14	16	+3.470	140.8
13	22 Ben R. AUSTIN	GBR	AUSTIN RACING VHC LIQUI MOLY	BEON	DUNLOP	PreMoto3	1:59.574	11	11	+3.977	140.2
14	7 Xavi VIDAL	ESP	CUNA DE CAMPEONES	MIR RACING	DUNLOP	Promo3	1:59.874	14	14	+4.277	139.9
15	35 Adrian COVARRUBIAS	ESP	PM MOTORSPORT	MIR RACING	DUNLOP	Promo3	1:59.989	14	14	+4.392	139.7
16	49 Xavier MARTINEZ	ESP	CUNA DE CAMPEONES	MIR RACING	DUNLOP	Promo3	2:00.064	14	15	+4.467	139.6
17	11 David GONZALEZ	ESP	CUNA DE CAMPEONES	MIR RACING	DUNLOP	Promo3	2:00.329	12	17	+4.732	139.3
18	24 Jayant CHOTE	NDL	CUNA DE CAMPEONES	MIR RACING	DUNLOP	Promo3	2:00.520	13	17	+4.923	139.1
19	98 Mika SIEBDRATH	DEU	CUNA DE CAMPEONES	MIR RACING	DUNLOP	Promo3	2:01.203	8	15	+5.606	138.3
20	15 Martim M. RAMOS	PRT	CUNA DE CAMPEONES	MIR RACING	DUNLOP	Promo3	2:01.862	6	13	+6.265	137.6
21	44 Mark PEREZ	ESP	CUNA DE CAMPEONES	MIR RACING	DUNLOP	Promo3	2:02.824	10	17	+7.227	136.5
22	37 Montague J. AMER	GBR	AUSTIN RACING VHC LIQUI MOLY	BEON	DUNLOP	Promo3	2:03.742	9	12	+8.145	135.5
23	25 Kyle PAYNE	GBR	CUNA DE CAMPEONES	MIR RACING	DUNLOP	Promo3	2:05.142	17	18	+9.545	134.0

Max. qual. time: 2:12.936

2	Marios FOURTHIOTIS	GRC	FIFTY MOTORSPORT	BEON	DUNLOP	Promo3
9	Elliot KASSIGIAN	FRA	CUNA DE CAMPEONES	MIR RACING	DUNLOP	Promo3

Fastest Lap: Lap 7 | Nuno G. RIBEIRO | **1:55.597** | 145.0 Kph

Published at:

Track Status: **DRY**

Race Director:	Timekeeper: Denis del Pozo López 565410-B
-----------------------	--



PreMoto3/Promo3

ESBK CIRCUIT DE BARCELONA-CATALUNYA

Entrenamiento Libre 3

Best Sector Times

Sector 1			Sector 2			Sector 3			Sector 4			Pos	No	Ideal Lap	Best Lap
Pos	No Rider	Time	No Rider	Time	No Rider	Time	No Rider	Time	Pos	No					
1	73 N.RIBEIRO	22.001	73 N.RIBEIRO	35.182	8 M.GARCIA	24.377	73 N.RIBEIRO	33.958	1	73	1:55.540	1:55.597	(1)		
2	94 M.AGUILAR	22.102	16 A.FUERTES	35.348	73 N.RIBEIRO	24.399	18 P.OLIVARES	34.199	2	16	1:56.639	1:56.721	(2)		
3	8 M.GARCIA	22.123	14 E.GUTIERREZ	35.449	18 P.OLIVARES	24.500	58 J.ARMARIO	34.337	3	8	1:56.647	1:57.110	(5)		
4	34 E.GRAS	22.139	18 P.OLIVARES	35.478	58 J.ARMARIO	24.562	16 A.FUERTES	34.400	4	18	1:56.712	1:56.836	(3)		
5	14 E.GUTIERREZ	22.213	8 M.GARCIA	35.661	14 E.GUTIERREZ	24.569	54 J.RIOS	34.469	5	14	1:56.894	1:56.914	(4)		
6	16 A.FUERTES	22.314	58 J.ARMARIO	35.681	16 A.FUERTES	24.577	8 M.GARCIA	34.486	6	58	1:56.984	1:57.138	(6)		
7	41 Y.CERPA	22.339	34 E.GRAS	35.732	34 E.GRAS	24.578	41 Y.CERPA	34.623	7	34	1:57.092	1:57.611	(7)		
8	58 J.ARMARIO	22.404	41 Y.CERPA	35.837	94 M.AGUILAR	24.595	57 R.ROMERO	34.627	8	41	1:57.434	1:58.250	(10)		
9	57 R.ROMERO	22.483	21 M.FARGIER	35.838	41 Y.CERPA	24.635	34 E.GRAS	34.643	9	94	1:57.827	1:58.517	(11)		
10	18 P.OLIVARES	22.535	54 J.RIOS	35.853	21 M.FARGIER	24.741	14 E.GUTIERREZ	34.663	10	57	1:57.916	1:58.147	(9)		
11	21 M.FARGIER	22.587	57 R.ROMERO	35.992	57 R.ROMERO	24.814	21 M.FARGIER	34.765	11	21	1:57.931	1:57.931	(8)		
12	22 B.AUSTIN	22.659	94 M.AGUILAR	36.009	54 J.RIOS	25.178	11 D.GONZALEZ	34.817	12	54	1:58.406	1:59.067	(12)		
13	54 J.RIOS	22.906	7 X.VIDAL	36.043	22 B.AUSTIN	25.202	35 A.COVARRUBIAS	34.923	13	35	1:59.564	1:59.989	(15)		
14	24 J.CHOTE	22.992	35 A.COVARRUBIAS	36.198	49 X.MARTINEZ	25.236	24 J.CHOTE	35.008	14	22	1:59.574	1:59.574	(13)		
15	35 A.COVARRUBIAS	23.155	11 D.GONZALEZ	36.275	35 A.COVARRUBIAS	25.288	49 X.MARTINEZ	35.046	15	7	1:59.709	1:59.874	(14)		
16	49 X.MARTINEZ	23.261	49 X.MARTINEZ	36.397	7 X.VIDAL	25.342	7 X.VIDAL	35.060	16	49	1:59.940	2:00.064	(16)		
17	7 X.VIDAL	23.264	24 J.CHOTE	36.457	98 M.SIEBDRATH	25.402	94 M.AGUILAR	35.121	17	24	1:59.953	2:00.520	(18)		
18	15 M.RAMOS	23.343	98 M.SIEBDRATH	36.510	24 J.CHOTE	25.496	98 M.SIEBDRATH	35.181	18	11	2:00.128	2:00.329	(17)		
19	98 M.SIEBDRATH	23.485	22 B.AUSTIN	36.515	11 D.GONZALEZ	25.518	22 B.AUSTIN	35.198	19	98	2:00.578	2:01.203	(19)		
20	11 D.GONZALEZ	23.518	15 M.RAMOS	36.659	15 M.RAMOS	25.835	15 M.RAMOS	35.657	20	15	2:01.494	2:01.862	(20)		
21	37 M.AMER	23.626	44 M.PEREZ	37.090	37 M.AMER	25.965	44 M.PEREZ	35.677	21	44	2:02.722	2:02.824	(21)		
22	44 M.PEREZ	23.890	37 M.AMER	37.426	44 M.PEREZ	26.065	37 M.AMER	36.327	22	37	2:03.344	2:03.742	(22)		
23	25 K.PAYNE	24.101	25 K.PAYNE	37.830	25 K.PAYNE	26.238	25 K.PAYNE	36.886	23	25	2:05.055	2:05.142	(23)		



PreMoto3/Promo3

ESBK CIRCUIT DE BARCELONA-CATALUNYA

Entrenamiento Libre 3

Best Top Speed

No Rider	Team	Class	Top 1		Top 2		Top 3		Top 4		Top 5		Avg	
			Kph	Lap	Kph	Lap	Kph	Lap	Kph	Lap	Kph	Lap		
14	Eduardo GUTIERREZ	QRG MOTOR RACING	PreMoto3	214.9	9	212.8	3	212.3	4	210.7	5	209.9	13	212.1
34	Eitan G. GRAS	AUSTIN RACING VHC LIQUI MOLY	PreMoto3	214.0	6	212.3	8	212.3	5	210.3	3	208.7	11	211.5
8	Marco GARCIA	IGAXTEAM	PreMoto3	212.8	6	212.3	8	211.5	2	210.7	7	209.1	5	211.3
41	Yvonne CERPA	IGAXTEAM	PreMoto3	211.1	8	209.5	2	209.1	5	208.7	3	207.5	7	209.2
73	Nuno G. RIBEIRO	LOUSAESTRADAS	PreMoto3	210.7	7	208.3	8	207.5	3	207.1	5	206.7	6	208.1
57	Ruben ROMERO	ILUSION TEAM	PreMoto3	208.3	14	206.7	16	206.3	13	206.3	12	205.9	2	206.7
16	Alvaro FUERTES	FUERTES TEAM	PreMoto3	207.9	5	206.7	4	205.5	8	205.5	2	204.7	12	206.1
58	Jose L. ARMARIO	GM FUEL-VRC TEAM	PreMoto3	206.3	9	206.3	7	206.3	3	205.9	2	205.5	8	206.1
21	Mathis FARGIER	JFJ RACING TEAM	PreMoto3	205.5	13	203.2	12	202.8	16	202.5	14	202.5	8	203.3
22	Ben R. AUSTIN	AUSTIN RACING VHC LIQUI MOLY	PreMoto3	205.5	7	205.1	4	204.7	3	203.6	10	203.6	9	204.5
94	Marc AGUILAR	QRG MOTOR RACING	PreMoto3	205.1	8	204.0	16	204.0	13	203.2	6	203.2	3	203.9
54	Jesus RIOS	MRE TALENT	Promo3	202.1	9	195.2	15	192.1	14	190.7	16	189.7	12	194.0
18	Pablo OLIVARES	GM FUEL-VRC TEAM	PreMoto3	199.9	13	199.9	7	199.1	4	198.8	12	198.8	11	199.3
37	Montague J. AMER	AUSTIN RACING VHC LIQUI MOLY	Promo3	198.4	6	198.0	7	197.7	4	197.7	2	197.0	12	197.8
24	Jayant CHOTE	CUNA DE CAMPEONES	Promo3	198.0	6	193.8	13	193.8	9	193.5	10	192.4	5	194.3
98	Mika SIEBDRATH	CUNA DE CAMPEONES	Promo3	197.7	5	195.9	4	195.2	15	194.1	2	193.8	14	195.3
15	Martim M. RAMOS	CUNA DE CAMPEONES	Promo3	196.6	8	195.2	9	193.8	6	193.8	3	193.1	10	194.5
49	Xavier MARTINEZ	CUNA DE CAMPEONES	Promo3	195.9	15	194.5	14	193.8	11	193.8	5	192.8	13	194.2
44	Mark PEREZ	CUNA DE CAMPEONES	Promo3	195.5	9	189.1	11	188.7	8	188.7	7	188.4	10	190.1
35	Adrian COVARRUBIAS	PM MOTORSPORT	Promo3	195.2	8	194.5	10	191.1	5	190.4	7	190.4	3	192.3
7	Xavi VIDAL	CUNA DE CAMPEONES	Promo3	194.8	9	193.8	8	193.1	12	193.1	7	192.8	11	193.5
11	David GONZALEZ	CUNA DE CAMPEONES	Promo3	193.1	15	193.1	6	193.1	5	192.8	16	192.8	4	193.0
25	Kyle PAYNE	CUNA DE CAMPEONES	Promo3	192.8	6	191.7	3	191.1	17	191.1	10	191.1	9	191.6
2	Marios FOURTHIOTIS	FIFTY MOTORSPORT	Promo3											
9	Elliot KASSIGIAN	CUNA DE CAMPEONES	Promo3											



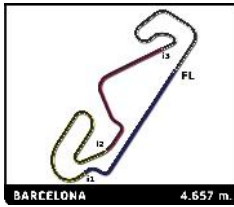
PreMoto3/Promo3

ESBK CIRCUIT DE BARCELONA-CATALUNYA

Entrenamiento Libre 3

Fastest Lap Sequence

Elapsed	No Rider	Team	Bike	Class	Time	Kph	Lap
4:38.414	24 Jayant CHOTE	CUNA DE CAMPEONES	MIR RACING	Promo3	2:03.516	135.7	2
4:58.985	57 Ruben ROMERO	ILUSION TEAM	BEON	PreMoto3	1:59.881	139.8	2
5:40.278	8 Marco GARCIA	IGAXTEAM	BEON	PreMoto3	1:59.351	140.5	2
6:00.114	58 Jose L. ARMARIO	GM FUEL-VRC TEAM	MIR RACING	PreMoto3	1:58.080	142.0	2
7:58.149	58 Jose L. ARMARIO	GM FUEL-VRC TEAM	MIR RACING	PreMoto3	1:58.035	142.0	3
8:10.882	73 Nuno G. RIBEIRO	LOUSAESTRADAS	BEON	PreMoto3	1:57.157	143.1	3
10:07.449	73 Nuno G. RIBEIRO	LOUSAESTRADAS	BEON	PreMoto3	1:56.567	143.8	4
14:00.169	73 Nuno G. RIBEIRO	LOUSAESTRADAS	BEON	PreMoto3	1:56.091	144.4	6
15:55.766	73 Nuno G. RIBEIRO	LOUSAESTRADAS	BEON	PreMoto3	1:55.597	145.0	7



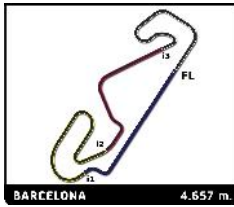
PreMoto3/Promo3

ESBK CIRCUIT DE BARCELONA-CATALUNYA

Entrenamiento Libre 3

Sector Analysis

___ Invalidated Lap							■ Personal Best							■ Session Best							B Crossing the pit lane																																																																																																																																																																																																										
Lap	Time	Sector 1	Sector 2	Sector 3	Sector 4	T.SpD	Lap	Time	Sector 1	Sector 2	Sector 3	Sector 4	T.SpD	Lap	Time	Sector 1	Sector 2	Sector 3	Sector 4	T.SpD	Lap	Time	Sector 1	Sector 2	Sector 3	Sector 4	T.SpD																																																																																																																																																																																																				
7 Xavi VIDAL ESP							CUNA DE CAMPEONES							MIR RACING																																																																																																																																																																																																																	
1	3:19.041	1:35.580	38.830	27.029	37.602	139.6	1	3:55.905B	1:52.521	41.821	28.705	52.858	160.4	2	2:18.212	24.415	37.096	25.971	35.993	187.8	2	2:18.212	24.415	37.096	25.971	35.993	187.8	3	1:57.286	23.941	37.625	26.464	36.448	189.1	3	1:57.286	23.941	37.625	26.464	36.448	189.1	4	1:56.914	23.636	36.447	25.507	35.895	190.1	4	1:56.914	23.636	36.447	25.507	35.895	190.1	5	2:02.426	24.090	36.915	25.937	35.484	188.1	5	1:57.554	22.267	35.545	24.654	35.088	210.7	6	2:05.620	24.437	39.100	25.956	36.127	189.7	6	1:57.989	22.473	35.762	24.792	34.962	208.3	7	2:00.751	23.627	36.178	25.512	35.434	193.1	7	2:01.971	22.564	35.775	25.079	38.553	209.5	8	2:00.409	23.264	36.360	25.427	35.358	193.8	8	1:59.002	22.696	35.957	25.612	34.737	207.1	9	2:24.574B	27.636	43.046	26.194	47.698	194.8	9	2:15.670B	22.254	36.163	25.039	52.214	214.9	10	10:10.099	8:30.940	37.662	25.916	35.581	113.5	10	7:55.894	6:14.848	38.755	26.044	36.247	127.2	11	2:00.754	23.448	36.448	25.488	35.370	192.8	11	1:59.714	22.796	36.244	25.284	35.390	205.9	12	2:15.166B	23.275	36.293	25.571	50.027	193.1	12	1:58.941	22.665	36.125	25.124	35.027	208.3	13	3:45.078	2:07.537	36.688	25.599	35.254	89.8	13	2:00.323	22.450	36.005	25.538	36.330	209.9	14	1:59.874	23.429	36.043	25.342	35.060	192.1	14	1:58.517	22.567	35.901	24.927	35.122	207.9	15							15	2:00.213	22.930	36.537	25.225	35.521	207.9	16							16	1:57.970	22.368	35.818	24.748	35.036	209.5
8 Marco GARCIA ESP							IGAXTEAM							BEON																																																																																																																																																																																																																	
1	3:40.927	1:52.840	38.690	26.784	42.613	154.2	1	3:19.364	1:33.453	38.490	27.829	39.592	144.4	2	1:59.351	22.575	36.197	25.206	35.373	211.5	2	2:02.691	23.719	37.090	26.141	35.741	193.1	3	2:00.544	22.558	37.349	25.091	35.546	207.1	3	2:02.387	23.482	36.936	25.975	35.994	193.8	4	2:00.780	22.824	36.836	25.926	35.194	203.2	4	2:04.333	23.723	37.255	26.660	36.695	190.7	5	1:57.292	22.380	35.778	24.377	34.757	209.1	5	2:02.465	23.445	37.101	26.067	35.852	192.8	6	2:00.396	22.877	37.651	24.863	35.005	212.8	6	2:01.862	23.418	36.919	25.859	35.666	193.8	7	1:57.110	22.363	35.661	24.600	34.486	210.7	7	2:02.220	23.667	36.998	25.898	35.657	193.1	8	1:57.985	22.123	35.783	25.121	34.958	212.3	8	2:01.871	23.551	36.659	25.938	35.723	196.6	9	2:16.210B	26.509	38.225	25.761	45.715	207.9	9	2:02.079	23.343	36.920	25.835	35.981	195.2	10	12:10.105	...	36.357	25.234	34.837	149.1	10	2:24.320B	23.615	38.085	28.132	54.488	193.1	11	1:58.585	22.602	35.912	24.892	35.179	207.1	11	13:59.796	...	38.670	27.088	37.766	120.8	12	2:05.299	23.894	37.301	26.057	38.047	206.7	12	2:02.790	24.061	36.895	25.900	35.934	190.7	13	1:57.570	22.284	35.819	24.623	34.844	207.9	13	2:02.824	23.878	37.170	25.963	35.813	191.1	14	2:01.528	23.618	37.235	25.145	35.530	205.9																																			
11 David GONZALEZ ESP							CUNA DE CAMPEONES							MIR RACING																																																																																																																																																																																																																	
1	3:17.555	1:34.610	38.870	27.140	36.935	136.1	1	3:40.523	1:52.069	39.252	26.755	42.447	162.8	2	2:04.417	24.497	37.531	26.057	36.332	186.8	2	3:54.815B	22.527	2:09.067	29.128	54.093	205.5	3	2:05.759	24.212	38.267	26.425	36.855	186.8	3	8:30.321	6:52.267	37.256	25.441	35.357	153.1	4	2:02.199	23.777	36.731	25.979	35.712	192.8	4	1:58.738	22.613	36.030	25.082	35.013	206.7	5	2:01.830	23.777	36.792	25.856	35.405	193.1	5	2:15.749B	22.314	38.812	26.228	48.395	207.9	6	2:22.977B	23.777	37.175	26.060	55.965	193.1	6	9:26.508	7:49.609	36.700	25.255	34.944	161.5	7	6:02.605	4:23.915	37.059	26.099	35.532	135.6	7	1:57.712	22.497	35.835	24.810	34.570	204.4	8	2:01.632	23.852	36.627	25.962	35.191	188.4	8	1:57.220	22.384	35.636	24.654	34.546	205.5	9	2:02.134	23.742	36.491	26.633	35.268	188.4	9	1:57.386	22.466	35.513	24.752	34.655	203.6	10	2:03.127	24.102	37.065	26.395	35.565	187.8	10	1:57.527	22.475	35.573	24.714	34.765	203.6	11	2:01.168	23.914	36.318	25.721	35.215	185.5	11	1:57.063	22.404	35.620	24.639	34.400	203.6	12	2:00.329	23.555	36.275	25.682	34.817	191.4	12	1:56.721	22.353	35.348	24.577	34.443	204.7	13	2:00.778	23.647	36.408	25.579	35.144	189.4	14	2:02.170	23.820	36.749	26.042	35.559	190.4	15	2:00.882	23.518	36.385	25.598	35.381	193.1	16	2:00.509	23.540	36.429	25.518	35.022	192.8	17	2:01.525	23.689	36.930	25.601	35.305	191.7																					
14 Eduardo GUTIERREZ ESP							QRG MOTOR RACING							BEON																																																																																																																																																																																																																	
1	3:56.113	2:14.664	39.405	25.657	36.387	157.6	1	3:56.113	2:14.664	39.405	25.657	36.387	157.6	2	2:00.491	23.277	36.923	24.969	35.322	197.0	2	2:00.491	23.277	36.923	24.969	35.322	197.0	3	1:58.415	22.818	36.081	24.665	34.851	198.0	3	1:58.415	22.818	36.081	24.665	34.851	198.0	4	1:59.135	22.969	36.313	25.085	34.768	199.1	4	1:59.135	22.969	36.313	25.085	34.768	199.1	5	1:57.943	22.816	35.795	24.719	34.613	198.4	5	1:57.943	22.816	35.795	24.719	34.613	198.4	6	1:57.385	22.690	35.659	24.594	34.442	198.8	6	1:57.385	22.690	35.659	24.594	34.442	198.8	7	2:06.951B	22.683	35.995	24.833	43.440	199.9	7	2:06.951B	22.683	35.995	24.833	43.440	199.9																																																																																																																														



PreMoto3/Promo3

ESBK CIRCUIT DE BARCELONA-CATALUNYA

Entrenamiento Libre 3

Sector Analysis

— Invalidated Lap ■ Personal Best ■ Session Best B Crossing the pit lane

Lap	Time	Sector 1	Sector 2	Sector 3	Sector 4	T.Spd	Lap	Time	Sector 1	Sector 2	Sector 3	Sector 4	T.Spd	
12	2:00.398	23.443	36.435	25.494	35.026	189.4	49 Xavier MARTINEZ CUNA DE CAMPEONES MIR RACING	1	3:13.515	1:32.990	37.897	26.321	36.307	142.5
13	2:00.021	23.408	36.198	25.356	35.059	189.7		2	2:02.333	23.724	37.102	25.710	35.797	189.1
14	1:59.989	23.414	36.293	25.359	34.923	189.7		3	2:02.039	23.745	36.801	25.552	35.941	186.8
37 Montague J. AMER AUSTIN RACING VHC LIQUI MOLY						GBR BEON		4	2:03.938	24.753	38.171	25.485	35.529	187.8
1	5:21.773	3:31.758	45.368	26.974	37.673	131.3		5	2:04.477	23.728	36.549	26.081	38.119	193.8
2	2:05.702	23.752	38.371	26.438	37.141	197.7		6	2:02.029	23.752	36.867	25.662	35.748	187.4
3	2:04.643	23.910	37.737	26.223	36.773	190.7		7	2:01.555	23.783	36.627	25.687	35.458	188.1
4	2:04.771	23.626	37.931	26.206	37.008	197.7		8	2:01.323	23.594	36.582	25.669	35.478	188.4
5	2:04.494	23.889	37.886	25.965	36.754	195.2		9	2:26.754B	30.061	40.007	26.009	50.677	190.1
6	2:26.949	29.123	47.955	31.106	38.765	198.4		10	10:11.471	8:32.786	37.321	25.977	35.387	118.9
7	2:19.757B	24.696	41.111	27.543	46.407	198.0		11	2:00.275	23.261	36.492	25.385	35.137	193.8
8	14:31.693	...	41.644	26.280	36.716	127.5		12	2:00.450	23.423	36.451	25.276	35.300	191.1
9	2:03.742	23.638	37.426	26.037	36.641	194.8		13	2:00.310	23.397	36.397	25.470	35.046	192.8
10	2:03.809	23.756	37.717	25.998	36.338	194.1		14	2:00.064	23.354	36.420	25.236	35.054	194.5
11	2:03.760	23.753	37.563	26.117	36.327	194.8		15	2:01.050	23.358	36.948	25.507	35.237	195.9
12	2:25.032	26.697	48.471	26.816	43.048	197.0		54 Jesus RIOS MRE TALENT CORSE						
41 Yvonne CERPA IGAXTEAM						ESP BEON	1	3:18.920	1:34.215	38.807	27.116	38.782	143.8	
1	3:41.439	1:52.791	39.048	26.817	42.783	141.6	2	2:01.114	23.796	36.505	25.635	35.178	188.7	
2	2:00.436	22.603	36.783	25.524	35.526	209.5	3	2:00.151	23.373	36.355	25.495	34.928	189.1	
3	1:59.027	22.339	36.437	25.276	34.975	208.7	4	2:00.346	23.811	36.002	25.668	34.865	184.3	
4	1:59.457	22.628	36.315	25.551	34.963	205.9	5	2:23.064B	24.095	36.705	27.566	54.698	180.9	
5	1:58.325	22.503	36.250	24.791	34.781	209.1	6	2:15.900	38.127	36.692	25.798	35.283	150.8	
6	1:58.811	22.723	36.503	24.845	34.740	207.1	7	2:00.513	23.687	36.113	25.677	35.036	187.4	
7	1:58.817	22.497	35.933	25.347	35.040	207.5	8	2:00.030	23.867	36.082	25.435	34.646	184.3	
8	1:58.250	22.740	35.837	25.050	34.623	211.1	9	2:00.031	23.069	36.379	25.747	34.836	202.1	
9	2:15.678B	23.234	37.003	25.310	50.131	205.5	10	2:09.962B	23.689	36.538	25.601	44.134	189.7	
10	12:10.692	...	36.324	24.848	34.674	146.5	11	7:56.722	6:19.899	36.692	25.595	34.536	125.0	
11	1:58.542	22.588	35.967	24.635	35.352	205.5	12	1:59.438	23.301	35.853	25.543	34.741	189.7	
12	2:03.914	23.289	36.885	25.790	37.950	205.5	13	2:02.527	24.252	38.297	25.321	34.657	185.8	
13	1:58.977	22.521	36.315	24.829	35.312	205.5	14	1:59.067	23.171	36.249	25.178	34.469	192.1	
14	1:59.710	22.872	36.358	25.123	35.357	205.1	15	1:59.214	22.906	36.298	25.331	34.679	195.2	
44 Mark PEREZ CUNA DE CAMPEONES						ESP MIR RACING	16	1:59.419	23.256	36.310	25.303	34.550	190.7	
1	3:49.425	2:02.525	40.936	28.400	37.564	110.0	57 Ruben ROMERO ILUSION TEAM BEON							
2	2:08.618	25.334	39.074	26.898	37.312	168.6	1	2:59.104	1:16.833	39.558	26.561	36.152	159.9	
3	2:06.847	24.664	38.826	26.718	36.639	184.9	2	1:59.881	22.483	36.773	25.455	35.170	205.9	
4	2:05.319	24.387	37.881	26.677	36.374	185.2	3	1:59.606	22.505	36.485	25.444	35.172	204.7	
5	2:27.529B	24.494	39.832	27.894	55.309	187.1	4	1:59.521	22.578	36.423	25.300	35.220	204.4	
6	3:48.894	2:07.078	38.505	26.843	36.468	111.9	5	2:03.360	23.045	36.431	25.818	38.066	200.6	
7	2:04.893	24.473	37.815	26.545	36.060	188.7	6	1:59.945	22.768	36.611	25.299	35.267	204.0	
8	2:03.915	24.069	37.356	26.379	36.111	188.7	7	2:25.169B	26.209	42.637	26.658	49.665	203.6	
9	2:09.736	24.759	38.981	27.355	38.641	195.5	8	6:28.896	4:47.634	37.575	26.030	37.657	158.5	
10	2:02.824	23.890	37.188	26.065	35.681	188.4	9	2:06.154	24.780	38.755	26.291	36.328	171.8	
11	2:10.048	24.805	38.751	28.013	38.479	189.1	10	2:21.307B	23.327	36.957	26.182	54.841	199.9	
12	2:03.875	23.959	37.371	26.148	36.397	187.1	11	3:24.324	1:47.366	36.745	25.334	34.879	165.5	
13	2:19.983B	25.239	39.202	26.451	49.091	169.9	12	1:58.668	22.510	36.300	25.231	34.627	206.3	
14	2:51.462B	52.978	38.998	27.639	51.847	144.8	13	1:58.147	22.658	35.992	24.814	34.683	206.3	
15	3:06.950	1:24.052	39.005	27.102	36.791	138.7	14	2:02.585	22.531	37.220	26.090	36.744	208.3	
16	2:04.442	24.563	37.693	26.209	35.977	185.5	15	2:06.297	24.110	40.288	25.922	35.977	203.6	
17	2:02.941	24.063	37.090	26.111	35.677	187.4	16	2:03.134	22.771	37.240	25.848	37.275	206.7	
							17	2:02.962	23.682	37.889	25.737	35.654	198.8	



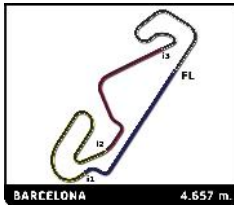
PreMoto3/Promo3

ESBK CIRCUIT DE BARCELONA-CATALUNYA

Entrenamiento Libre 3

Sector Analysis

___ Invalidated Lap							■ Personal Best							■ Session Best							B Crossing the pit lane																																										
Lap	Time	Sector 1	Sector 2	Sector 3	Sector 4	T.Sp	Lap	Time	Sector 1	Sector 2	Sector 3	Sector 4	T.Sp	Lap	Time	Sector 1	Sector 2	Sector 3	Sector 4	T.Sp	Lap	Time	Sector 1	Sector 2	Sector 3	Sector 4	T.Sp																																				
58	Jose L. ARMARIO						ESP	8	2:01.203	23.573	36.643	25.600	35.387	192.1	9	2:01.618	23.636	36.806	25.690	35.486	192.1	10	2:01.502	23.805	36.716	25.728	35.253	191.4	11	2:08.819	23.846	36.671	25.759	42.543	190.7	12	2:02.433	24.056	36.945	25.773	35.659	191.7	13	2:01.203	23.861	36.510	25.651	35.181	193.1	14	2:01.953	23.919	36.718	25.592	35.724	193.8	15	2:02.514	23.644	37.425	25.962	35.483	195.2
GM FUEL-VRC TEAM							MIR RACING																																																								
1	4:02.034	2:21.163	40.105	25.540	35.226	136.1																																																									
2	1:58.080	22.574	36.294	24.652	34.560	205.9																																																									
3	1:58.035	22.702	36.092	24.707	34.534	206.3																																																									
4	1:59.037	22.569	35.792	24.562	36.114	204.7																																																									
5	1:57.270	22.566	35.728	24.639	34.337	203.6																																																									
6	1:57.329	22.578	35.719	24.617	34.415	205.1																																																									
7	1:57.138	22.404	35.681	24.610	34.443	206.3																																																									
8	1:57.537	22.523	35.699	24.798	34.517	205.5																																																									
9	2:13.505	B 22.515	35.918	24.838	50.234	206.3																																																									
10	9:13.715	7:33.574	39.739	25.316	35.086	109.7																																																									
11	1:58.021	22.631	36.011	24.894	34.485	203.6																																																									
12	2:11.148	B 22.675	35.943	24.686	47.844	202.8																																																									
13	5:47.086	4:01.334	45.121	25.370	35.261	109.4																																																									
14	1:58.297	22.661	36.057	24.825	34.754	203.6																																																									
73	Nuno G. RIBEIRO						PRT																																																								
LOUSAESTRADAS							BEON																																																								
1	3:55.798	B 1:51.948	42.312	28.616	52.922	132.7																																																									
2	2:17.927	41.073	36.785	25.121	34.948	163.2																																																									
3	1:57.157	22.312	35.776	24.650	34.419	207.5																																																									
4	1:56.567	22.386	35.473	24.452	34.256	206.3																																																									
5	1:56.629	22.216	35.587	24.452	34.374	207.1																																																									
6	1:56.091	22.212	35.442	24.399	34.038	206.7																																																									
7	1:55.597	22.001	35.182	24.456	33.958	210.7																																																									
8	2:28.065	B 26.240	41.776	28.351	51.698	208.3																																																									
94	Marc AGUILAR						ESP																																																								
QRG MOTOR RACING							BEON																																																								
1	3:06.682	1:15.797	41.227	27.154	42.504	93.4																																																									
2	2:30.228	25.048	49.690	25.982	49.508	196.6																																																									
3	2:19.385	B 26.163	39.390	25.003	48.829	203.2																																																									
4	4:17.478	2:38.808	37.325	25.442	35.903	158.5																																																									
5	2:00.670	23.073	36.690	25.321	35.586	201.3																																																									
6	2:10.917	B 22.530	37.231	25.313	45.843	203.2																																																									
7	3:09.115	1:26.963	37.936	26.164	38.052	156.4																																																									
8	1:59.091	22.697	36.103	24.946	35.345	205.1																																																									
9	2:12.219	B 23.245	36.852	25.582	46.540	202.5																																																									
10	4:18.410	2:40.995	36.797	25.153	35.465	147.1																																																									
11	1:59.565	22.820	36.262	25.129	35.354	202.8																																																									
12	1:58.590	22.102	36.254	24.990	35.244	201.7																																																									
13	1:58.517	22.666	36.009	24.721	35.121	204.0																																																									
14	2:03.239	22.846	36.424	25.421	38.548	202.5																																																									
15	1:58.873	22.761	36.335	24.595	35.182	201.3																																																									
16	1:59.507	22.749	36.218	24.952	35.588	204.0																																																									
98	Mika SIEBRATH						DEU																																																								
CUNA DE CAMPEONES							MIR RACING																																																								
1	3:17.802	1:35.937	38.872	26.436	36.557	151.6																																																									
2	2:02.119	23.672	36.955	25.816	35.676	194.1																																																									
3	2:01.572	23.891	36.673	25.424	35.584	193.5																																																									
4	2:01.278	23.550	37.075	25.402	35.251	195.9																																																									
5	2:22.347	B 23.485	36.595	26.377	55.890	197.7																																																									
6	11:51.031	...	37.707	26.402	36.326	119.7																																																									
7	2:02.111	24.002	36.904	25.848	35.357	192.4																																																									

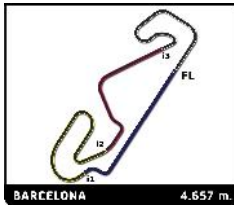


PreMoto3/Promo3 ESBK CIRCUIT DE BARCELONA-CATALUNYA Entrenamiento Libre 3

Slow Sector Analysis

Personal Best Session Best B Crossing the pit lane

Lap	Time	Sector 1	Sector 2	Sector 3	Sector 4	Elapsed	Lap	Time	Sector 1	Sector 2	Sector 3	Sector 4	Elapsed
7 Xavi VIDAL ESP CUNA DE CAMPEONES MIR RACING							1 3:55.905 B 1:52.521 41.821 28.705 52.858 3:55.905						
2 2:03.475 24.415 37.096 25.971 35.993 5:22.516							2 2:18.212 41.783 36.344 24.790 35.295 6:14.117						
3 2:04.478 23.941 37.625 26.464 36.448 7:26.994							3 1:57.286 22.213 35.726 24.656 34.691 8:11.403						
4 2:01.485 23.636 36.447 25.507 35.895 9:28.479							4 1:56.914 22.233 35.449 24.569 34.663 10:08.317						
5 2:02.426 24.090 36.915 25.937 35.484 11:30.905							5 1:57.554 22.267 35.545 24.654 35.088 12:05.871						
6 2:05.620 24.437 39.100 25.956 36.127 13:36.525							6 1:57.989 22.473 35.762 24.792 34.962 14:03.860						
7 2:00.751 23.627 36.178 25.512 35.434 15:37.276							7 2:01.971 22.564 35.775 25.079 38.553 16:05.831						
8 2:00.409 23.264 36.360 25.427 35.358 17:37.685							8 1:59.002 22.696 35.957 25.612 34.737 18:04.833						
9 2:24.574 B 27.636 43.046 26.194 47.698 20:02.259							9 2:15.670 B 22.254 36.163 25.039 52.214 20:20.503						
10 10:10.099 8:30.940 37.662 25.916 35.581 30:12.358							10 7:55.894 6:14.848 38.755 26.044 36.247 28:16.397						
11 2:00.754 23.448 36.448 25.488 35.370 32:13.112							11 1:59.714 22.796 36.244 25.284 35.390 30:16.111						
12 2:15.166 B 23.275 36.293 25.571 50.027 34:28.278							12 1:58.941 22.665 36.125 25.124 35.027 32:15.052						
13 3:45.078 2:07.537 36.688 25.599 35.254 38:13.356							13 2:00.323 22.450 36.005 25.538 36.330 34:15.375						
14 1:59.874 23.429 36.043 25.342 35.060 40:13.230							14 1:58.517 22.567 35.901 24.927 35.122 36:13.892						
							15 2:00.213 22.930 36.537 25.225 35.521 38:14.105						
							16 1:57.970 22.368 35.818 24.748 35.036 40:12.075						
8 Marco GARCIA ESP IGAXTEAM BEON							15 Martim M. RAMOS PRT CUNA DE CAMPEONES MIR RACING						
1 3:40.927 1:52.840 38.690 26.784 42.613 3:40.927							1 3:19.364 1:33.453 38.490 27.829 39.592 3:19.364						
2 1:59.351 22.575 36.197 25.206 35.373 5:40.278							2 2:02.691 23.719 37.090 26.141 35.741 5:22.055						
3 2:00.544 22.558 37.349 25.091 35.546 7:40.822							3 2:02.387 23.482 36.936 25.975 35.994 7:24.442						
4 2:00.780 22.824 36.836 25.926 35.194 9:41.602							4 2:04.333 23.723 37.255 26.660 36.695 9:28.775						
5 1:57.292 22.380 35.778 24.377 34.757 11:38.894							5 2:02.465 23.445 37.101 26.067 35.852 11:31.240						
6 2:00.396 22.877 37.651 24.863 35.005 13:39.290							6 2:01.862 23.418 36.919 25.859 35.666 13:33.102						
7 1:57.110 22.363 35.661 24.600 34.486 15:36.400							7 2:02.220 23.667 36.998 25.898 35.657 15:35.322						
8 1:57.985 22.123 35.783 25.121 34.958 17:34.385							8 2:01.871 23.551 36.659 25.938 35.723 17:37.193						
9 2:16.210 B 26.509 38.225 25.761 45.715 19:50.595							9 2:02.079 23.343 36.920 25.835 35.981 19:39.272						
10 12:10.105 ... 36.357 25.234 34.837 32:00.700							10 2:24.320 B 23.615 38.085 28.132 54.488 22:03.592						
11 1:58.585 22.602 35.912 24.892 35.179 33:59.285							11 13:59.796 ... 38.670 27.088 37.766 36:03.388						
12 2:05.299 23.894 37.301 26.057 38.047 36:04.584							12 2:02.790 24.061 36.895 25.900 35.934 38:06.178						
13 1:57.570 22.284 35.819 24.623 34.844 38:02.154							13 2:02.824 23.878 37.170 25.963 35.813 40:09.002						
14 2:01.528 23.618 37.235 25.145 35.530 40:03.682													
11 David GONZALEZ ESP CUNA DE CAMPEONES MIR RACING							16 Alvaro FUERTES ESP FUERTES TEAM BEON						
1 3:17.555 1:34.610 38.870 27.140 36.935 3:17.555							1 3:40.523 1:52.069 39.252 26.755 42.447 3:40.523						
2 2:04.417 24.497 37.531 26.057 36.332 5:21.972							2 3:54.815 B 22.527 2:09.067 29.128 54.093 7:35.338						
3 2:05.759 24.212 38.267 26.425 36.855 7:27.731							3 8:30.321 6:52.267 37.256 25.441 35.357 16:05.659						
4 2:02.199 23.777 36.731 25.979 35.712 9:29.930							4 1:58.738 22.613 36.030 25.082 35.013 18:04.397						
5 2:01.830 23.777 36.792 25.856 35.405 11:31.760							5 2:15.749 B 22.314 38.812 26.228 48.395 20:20.146						
6 2:22.977 B 23.777 37.175 26.060 55.965 13:54.737							6 9:26.508 7:49.609 36.700 25.255 34.944 29:46.654						
7 6:02.605 4:23.915 37.059 26.099 35.532 19:57.342							7 1:57.712 22.497 35.835 24.810 34.570 31:44.366						
8 2:01.632 23.852 36.627 25.962 35.191 21:58.974							8 1:57.220 22.384 35.636 24.654 34.546 33:41.586						
9 2:02.134 23.742 36.491 26.633 35.268 24:01.108							9 1:57.386 22.466 35.513 24.752 34.655 35:38.972						
10 2:03.127 24.102 37.065 26.395 35.565 26:04.235							10 1:57.527 22.475 35.573 24.714 34.765 37:36.499						
11 2:01.168 23.914 36.318 25.721 35.215 28:05.403							11 1:57.063 22.404 35.620 24.639 34.400 39:33.562						
12 2:00.329 23.555 36.275 25.682 34.817 30:05.732							12 1:56.721 22.353 35.348 24.577 34.443 41:30.283						
13 2:00.778 23.647 36.408 25.579 35.144 32:06.510													
14 2:02.170 23.820 36.749 26.042 35.559 34:08.680													
15 2:00.882 23.518 36.385 25.598 35.381 36:09.562													
16 2:00.509 23.540 36.429 25.518 35.022 38:10.071													
17 2:01.525 23.689 36.930 25.601 35.305 40:11.596													
14 Eduardo GUTIERREZ ESP QRG MOTOR RACING BEON							18 Pablo OLIVARES ESP GM FUEL-VRC TEAM MIR RACING						
1 3:56.113 2:14.664 39.405 25.657 36.387 3:56.113							1 3:56.113 2:14.664 39.405 25.657 36.387 3:56.113						
2 2:00.491 23.277 36.923 24.969 35.322 5:56.604							2 2:00.491 23.277 36.923 24.969 35.322 5:56.604						
3 1:58.415 22.818 36.081 24.665 34.851 7:55.019							3 1:58.415 22.818 36.081 24.665 34.851 7:55.019						
4 1:59.135 22.969 36.313 25.085 34.768 9:54.154							4 1:59.135 22.969 36.313 25.085 34.768 9:54.154						
5 1:57.943 22.816 35.795 24.719 34.613 11:52.097							5 1:57.943 22.816 35.795 24.719 34.613 11:52.097						
6 1:57.385 22.690 35.659 24.594 34.442 13:49.482							6 1:57.385 22.690 35.659 24.594 34.442 13:49.482						
7 2:06.951 B 22.683 35.995 24.833 43.440 15:56.433							7 2:06.951 B 22.683 35.995 24.833 43.440 15:56.433						



PreMoto3/Promo3 ESBK CIRCUIT DE BARCELONA-CATALUNYA Entrenamiento Libre 3

Slow Sector Analysis

■ Personal Best ■ Session Best B Crossing the pit lane

Lap	Time	Sector 1	Sector 2	Sector 3	Sector 4	Elapsed	Lap	Time	Sector 1	Sector 2	Sector 3	Sector 4	Elapsed
58 Jose L. ARMARIO ESP GM FUEL-VRC TEAM MIR RACING							8	2:01.203	23.573	36.643	25.600	35.387	27:39.463
1	4:02.034	2:21.163	40.105	25.540	35.226	4:02.034	9	2:01.618	23.636	36.806	25.690	35.486	29:41.081
2	1:58.080	22.574	36.294	24.652	34.560	6:00.114	10	2:01.502	23.805	36.716	25.728	35.253	31:42.583
3	1:58.035	22.702	36.092	24.707	34.534	7:58.149	11	2:08.819	23.846	36.671	25.759	42.543	33:51.402
4	1:59.037	22.569	35.792	24.562	36.114	9:57.186	12	2:02.433	24.056	36.945	25.773	35.659	35:53.835
5	1:57.270	22.566	35.728	24.639	34.337	11:54.456	13	2:01.203	23.861	36.510	25.651	35.181	37:55.038
6	1:57.329	22.578	35.719	24.617	34.415	13:51.785	14	2:01.953	23.919	36.718	25.592	35.724	39:56.991
7	1:57.138	22.404	35.681	24.610	34.443	15:48.923	15	2:02.514	23.644	37.425	25.962	35.483	41:59.505
8	1:57.537	22.523	35.699	24.798	34.517	17:46.460							
9	2:13.505B	22.515	35.918	24.838	50.234	19:59.965							
10	9:13.715	7:33.574	39.739	25.316	35.086	29:13.680							
11	1:58.021	22.631	36.011	24.894	34.485	31:11.701							
12	2:11.148B	22.675	35.943	24.686	47.844	33:22.849							
13	5:47.086	4:01.334	45.121	25.370	35.261	39:09.935							
14	1:58.297	22.661	36.057	24.825	34.754	41:08.232							
73 Nuno G. RIBEIRO PRT LOUSAESTRADAS BEON													
1	3:55.798B	1:51.948	42.312	28.616	52.922	3:55.798							
2	2:17.927	41.073	36.785	25.121	34.948	6:13.725							
3	1:57.157	22.312	35.776	24.650	34.419	8:10.882							
4	1:56.567	22.386	35.473	24.452	34.256	10:07.449							
5	1:56.629	22.216	35.587	24.452	34.374	12:04.078							
6	1:56.091	22.212	35.442	24.399	34.038	14:00.169							
7	1:55.597	22.001	35.182	24.456	33.958	15:55.766							
8	2:28.065B	26.240	41.776	28.351	51.698	18:23.831							
94 Marc AGUILAR ESP QRG MOTOR RACING BEON													
1	3:06.682	1:15.797	41.227	27.154	42.504	3:06.682							
2	2:30.228	25.048	49.690	25.982	49.508	5:36.910							
3	2:19.385B	26.163	39.390	25.003	48.829	7:56.295							
4	4:17.478	2:38.808	37.325	25.442	35.903	12:13.773							
5	2:00.670	23.073	36.690	25.321	35.586	14:14.443							
6	2:10.917B	22.530	37.231	25.313	45.843	16:25.360							
7	3:09.115	1:26.963	37.936	26.164	38.052	19:34.475							
8	1:59.091	22.697	36.103	24.946	35.345	21:33.566							
9	2:12.219B	23.245	36.852	25.582	46.540	23:45.785							
10	4:18.410	2:40.995	36.797	25.153	35.465	28:04.195							
11	1:59.565	22.820	36.262	25.129	35.354	30:03.760							
12	1:58.590	22.102	36.254	24.990	35.244	32:02.350							
13	1:58.517	22.666	36.009	24.721	35.121	34:00.867							
14	2:03.239	22.846	36.424	25.421	38.548	36:04.106							
15	1:58.873	22.761	36.335	24.595	35.182	38:02.979							
16	1:59.507	22.749	36.218	24.952	35.588	40:02.486							
98 Mika SIEBDRATH DEU CUNA DE CAMPEONES MIR RACING													
1	3:17.802	1:35.937	38.872	26.436	36.557	3:17.802							
2	2:02.119	23.672	36.955	25.816	35.676	5:19.921							
3	2:01.572	23.891	36.673	25.424	35.584	7:21.493							
4	2:01.278	23.550	37.075	25.402	35.251	9:22.771							
5	2:22.347B	23.485	36.595	26.377	55.890	11:45.118							
6	11:51.031	...	37.707	26.402	36.326	23:36.149							
7	2:02.111	24.002	36.904	25.848	35.357	25:38.260							

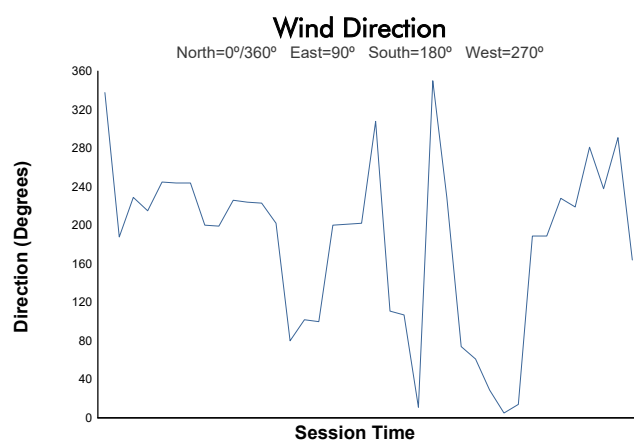
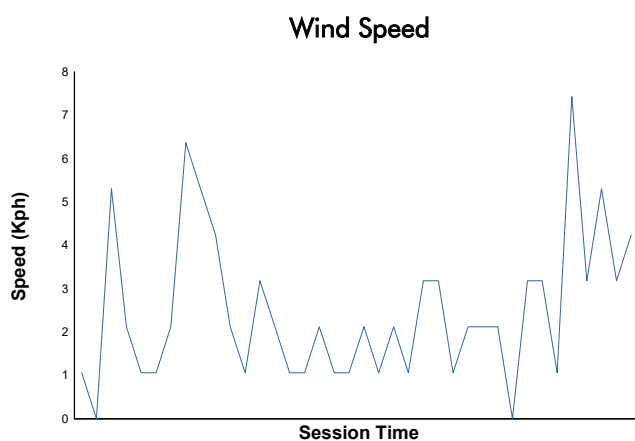
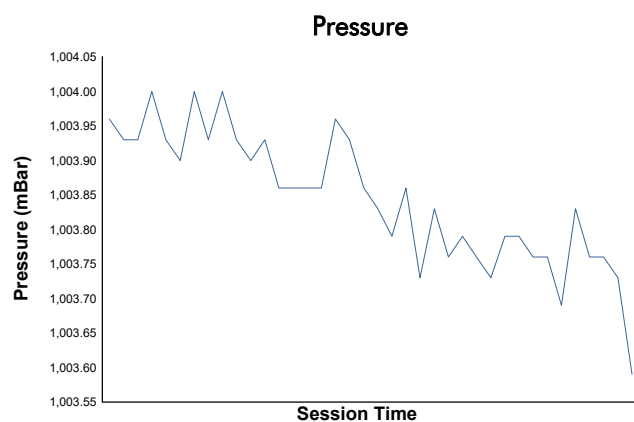
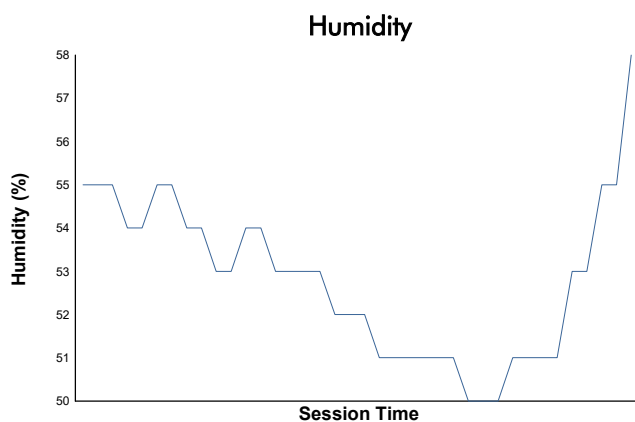
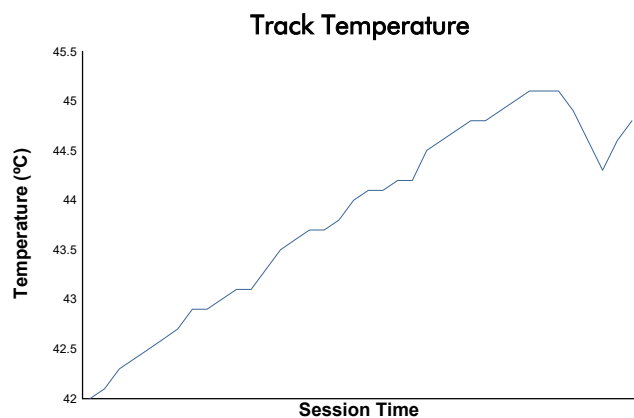
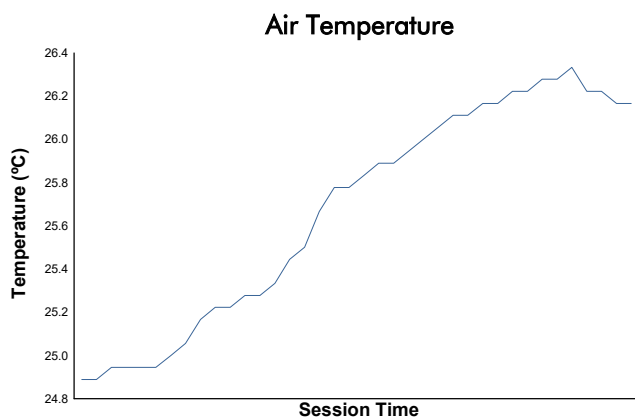


ESBK CIRCUIT DE BARCELONA-CATALUNYA

PreMoto3/Promo3

Entrenamiento Libre 3

Weather Report



Track Status: **DRY**