

PreMoto3/Promo3

ESBK CIRCUIT DE BARCELONA-CATALUNYA

Carrera 1 (12 Laps, 55.9 km.)

Classification

No	Rider	Nat	Team	Bike	Tires	Cl.	Laps	Total Time	Gap	Kph	Best Lap		
											Lap	Time	Kph
1	73 Nuno G. RIBEIRO	PRT	LOUSAESTRADAS	BEON	DUNLOP	PreMoto3	12	23:16.652	-	144.0	2	1:55.580	145.1
2	16 Alvaro FUERTES	ESP	FUERTES TEAM	BEON	DUNLOP	PreMoto3	12	23:21.832	+5.180	143.5	4	1:55.900	144.7
3	18 Pablo OLIVARES	ESP	GM FUEL-VRC TEAM	MIR RACING	DUNLOP	PreMoto3	12	23:21.955	+5.303	143.5	4	1:55.260	145.5
4	8 Marco GARCIA	ESP	IGAXTEAM	BEON	DUNLOP	PreMoto3	12	23:22.017	+5.365	143.5	3	1:55.754	144.8
5	41 Yvonne CERPA	ESP	IGAXTEAM	BEON	DUNLOP	PreMoto3	12	23:22.242	+5.590	143.5	4	1:55.486	145.2
6	14 Eduardo GUTIERREZ	ESP	QRG MOTOR RACING	BEON	DUNLOP	PreMoto3	12	23:22.366	+5.714	143.5	2	1:55.841	144.7
7	58 Jose L. ARMARIO	ESP	GM FUEL-VRC TEAM	MIR RACING	DUNLOP	PreMoto3	12	23:36.929	+20.277	142.0	5	1:56.800	143.5
8	11 David GONZALEZ	ESP	CUNA DE CAMPEONES	MIR RACING	DUNLOP	Promo3	12	23:46.446	+29.794	141.0	10	1:57.410	142.8
9	21 Mathis FARGIER	FRA	JFJ RACING TEAM	BEON	DUNLOP	PreMoto3	12	23:46.575	+29.923	141.0	2	1:57.602	142.6
10	57 Ruben ROMERO	ESP	ILUSION TEAM	BEON	DUNLOP	PreMoto3	12	23:47.363	+30.711	140.9	2	1:56.666	143.7
11	22 Ben R. AUSTIN	GBR	AUSTIN RACING VHC LIQUI MOLY	BEON	DUNLOP	PreMoto3	12	23:47.365	+30.713	140.9	8	1:57.723	142.4
12	54 Jesus RIOS	ESP	MRE TALENT	CORSE	DUNLOP	Promo3	12	23:47.613	+30.961	140.9	8	1:57.720	142.4
13	35 Adrian COVARRUBIAS	ESP	PM MOTORSPORT	MIR RACING	DUNLOP	Promo3	12	24:03.310	+46.658	139.4	5	1:58.819	141.1
14	49 Xavier MARTINEZ	ESP	CUNA DE CAMPEONES	MIR RACING	DUNLOP	Promo3	12	24:04.254	+47.602	139.3	2	1:59.071	140.8
15	94 Marc AGUILAR	ESP	QRG MOTOR RACING	BEON	DUNLOP	PreMoto3	12	24:04.754	+48.102	139.3	2	1:56.495	143.9
16	7 Xavi VIDAL	ESP	CUNA DE CAMPEONES	MIR RACING	DUNLOP	Promo3	12	24:08.907	+52.255	138.9	4	1:59.599	140.2
17	44 Mark PEREZ	ESP	CUNA DE CAMPEONES	MIR RACING	DUNLOP	Promo3	12	24:09.391	+52.739	138.8	7	1:59.246	140.6
18	15 Martim M. RAMOS	PRT	CUNA DE CAMPEONES	MIR RACING	DUNLOP	Promo3	12	24:11.056	+54.404	138.6	2	2:00.179	139.5
19	24 Jayant CHOTE	NLD	CUNA DE CAMPEONES	MIR RACING	DUNLOP	Promo3	12	24:18.154	+1:01.502	138.0	5	2:00.529	139.1
20	9 Elliot KASSIGIAN	FRA	CUNA DE CAMPEONES	MIR RACING	DUNLOP	Promo3	12	24:28.612	+1:11.960	137.0	11	2:01.157	138.4
21	37 Montague J. AMER	GBR	AUSTIN RACING VHC LIQUI MOLY	BEON	DUNLOP	Promo3	12	25:00.423	+1:43.771	134.1	6	2:04.029	135.2
22	25 Kyle PAYNE	GBR	CUNA DE CAMPEONES	MIR RACING	DUNLOP	Promo3	12	25:08.691	+1:52.039	133.3	5	2:04.735	134.4
Retired													
34	Eitan G. GRAS	URY	AUSTIN RACING VHC LIQUI MOLY	BEON	DUNLOP	PreMoto3	4	8:00.752			2	1:55.532	145.1
98	Mika SIEBRATH	DEU	CUNA DE CAMPEONES	MIR RACING	DUNLOP	Promo3	1	2:06.183					

Pole Position:

Nuno G. RIBEIRO **1:54.635** 146.2 Kph

Fastest Lap:

Lap4 Pablo OLIVARES **1:55.260** 145.5 Kph

Published at:

Track Status: **DRY**

Race Director:	Timekeeper: Denís del Pozo López 565410-B
-----------------------	--



PreMoto3/Promo3

ESBK CIRCUIT DE BARCELONA-CATALUNYA

Carrera 1

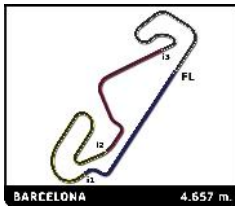
Classification by Class

No Rider	Nat	Team	Bike	Time	Lap Total	Gap	Kph
PreMoto3							
1	73	Nuno G. RIBEIRO	PRT LOUSAESTRADAS	BEON	1:55.580	2 12	145.1
2	16	Alvaro FUERTES	ESP FUERTES TEAM	BEON	1:55.900	4 12 +5.180	+5.180 144.7
3	18	Pablo OLIVARES	ESP GM FUEL-VRC TEAM	MIR RACING	1:55.260	4 12 +5.303	+0.123 145.5
4	8	Marco GARCIA	ESP IGAXTEAM	BEON	1:55.754	3 12 +5.365	+0.062 144.8
5	41	Yvonne CERPA	ESP IGAXTEAM	BEON	1:55.486	4 12 +5.590	+0.225 145.2
6	14	Eduardo GUTIERREZ	ESP QRG MOTOR RACING	BEON	1:55.841	2 12 +5.714	+0.124 144.7
7	58	Jose L. ARMARIO	ESP GM FUEL-VRC TEAM	MIR RACING	1:56.800	5 12 +20.277	+14.563 143.5
8	21	Mathis FARGIER	FRA JFJ RACING TEAM	BEON	1:57.602	2 12 +29.923	+9.646 142.6
9	57	Ruben ROMERO	ESP ILUSION TEAM	BEON	1:56.666	2 12 +30.711	+0.788 143.7
10	22	Ben R. AUSTIN	GBR AUSTIN RACING VHC LIQUI MOLY	BEON	1:57.723	8 12 +30.713	+0.002 142.4
11	94	Marc AGUILAR	ESP QRG MOTOR RACING	BEON	1:56.495	2 12 +48.102	+17.389 143.9
Retired							
34	Eitan G. GRAS	URY AUSTIN RACING VHC LIQUI MOLY	BEON	1:55.532	2 4		145.1
Promo3							
1	11	David GONZALEZ	ESP CUNA DE CAMPEONES	MIR RACING	1:57.410	10 12	142.8
2	54	Jesus RIOS	ESP MRE TALENT	CORSE	1:57.720	8 12 +1.167	+1.167 142.4
3	35	Adrian COVARRUBIAS	ESP PM MOTORSPORT	MIR RACING	1:58.819	5 12 +16.864	+15.697 141.1
4	49	Xavier MARTINEZ	ESP CUNA DE CAMPEONES	MIR RACING	1:59.071	2 12 +17.808	+0.944 140.8
5	7	Xavi VIDAL	ESP CUNA DE CAMPEONES	MIR RACING	1:59.599	4 12 +22.461	+4.653 140.2
6	44	Mark PEREZ	ESP CUNA DE CAMPEONES	MIR RACING	1:59.246	7 12 +22.945	+0.484 140.6
7	15	Martim M. RAMOS	PRT CUNA DE CAMPEONES	MIR RACING	2:00.179	2 12 +24.610	+1.665 139.5
8	24	Jayant CHOTE	NLD CUNA DE CAMPEONES	MIR RACING	2:00.529	5 12 +31.708	+7.098 139.1
9	9	Elliot KASSIGIAN	FRA CUNA DE CAMPEONES	MIR RACING	2:01.157	11 12 +42.166	+10.458 138.4
10	37	Montague J. AMER	GBR AUSTIN RACING VHC LIQUI MOLY	BEON	2:04.029	6 12+1'13.977	+31.811 135.2
11	25	Kyle PAYNE	GBR CUNA DE CAMPEONES	MIR RACING	2:04.735	5 12+1'22.245	+8.268 134.4
Retired							
98	Mika SIEBDRATH	DEU CUNA DE CAMPEONES	MIR RACING		1		

Published at:

Track Status: **DRY**

Race Director:	Timekeeper: Denís del Pozo López 565410-B
-----------------------	--



PreMoto3/Promo3

ESBK CIRCUIT DE BARCELONA-CATALUNYA

Carrera 1

Lap Chart

No	Pos	Grid	Lap														
			1	2	3	4	5	6	7	8	9	10	11	12			
73	1	73	73	73	73	73	73	73	73	73	73	73	73	73	73	73	73
8	2	8	14	14	14	14	14	16	18	18	14	14	18	16			
14	3	14	16	8	8	8	8	41	41	41	8	8	8	18			
58	4	58	8	16	16	18	16	8	8	8	16	18	14	8			
18	5	18	57	34	34	16	18	18	16	14	18	16	41	41			
16	6	16	34	41	18	41	41	14	14	16	41	41	16	14			
57	7	57	41	57	41	94	94	58	58	94	58	58	58	58			
41	8	41	94	18	94	57	57	94	94	58	57	57	21	11			
94	9	94	18	94	57	58	58	57	57	57	21	21	57	21			
21	10	21	58	58	58	21	21	21	21	21	22	11	11	57			
11	11	11	54	21	21	11	22	22	11	11	54	54	54	22			
49	12	49	21	22	11	22	11	11	22	22	11	22	22	54			
54	13	54	22	54	54	54	54	54	54	54	35	35	35	35			
35	14	35	11	11	35	35	35	35	35	35	49	49	49	49			
34	15	34	35	35	22	49	49	49	49	49	94	94	94	94			
22	16	22	49	49	49	34	15	7	7	7	7	7	7	7			
15	17	15	24	15	15	15	7	44	44	44	44	44	44	44			
24	18	24	15	24	44	7	44	15	15	15	15	15	15	15			
98	19	98	44	44	7	44	24	24	24	24	24	24	24	24			
7	20	7	7	7	24	24	9	9	9	9	9	9	9	9			
44	21	44	98	9	9	9	37	37	37	37	37	37	37	37			
37	22	37	9	37	37	37	25	25	25	25	25	25	25	25			
25	23	25	37	25	25	25											
9	24	9	25														



PreMoto3/Promo3

ESBK CIRCUIT DE BARCELONA-CATALUNYA

Carrera 1

Best Sector Times

Sector 1		Sector 2		Sector 3		Sector 4		Pos	No	Ideal Lap	Best Lap	
Pos	No Rider	Time	No Rider	Time	No Rider	Time	No Rider					Time
1	18 P.Olivares	21.692	18 P.Olivares	34.975	8 M.Garcia	24.224	73 N.Ribeiro	33.839	1	18	1:55.005	1:55.260 (1)
2	34 E.Gras	21.773	41 Y.Cerpa	34.988	14 E.Gutierrez	24.225	41 Y.Cerpa	34.015	2	41	1:55.120	1:55.486 (2)
3	41 Y.Cerpa	21.791	16 A.Fuertes	35.042	34 E.Gras	24.247	18 P.Olivares	34.028	3	8	1:55.320	1:55.754 (5)
4	8 M.Garcia	21.906	34 E.Gras	35.079	18 P.Olivares	24.310	57 R.Romero	34.045	4	34	1:55.370	1:55.532 (3)
5	14 E.Gutierrez	21.957	14 E.Gutierrez	35.119	41 Y.Cerpa	24.326	16 A.Fuertes	34.053	5	73	1:55.423	1:55.580 (4)
6	16 A.Fuertes	22.007	94 M.Aguilar	35.123	16 A.Fuertes	24.340	8 M.Garcia	34.054	6	16	1:55.442	1:55.900 (7)
7	57 R.Romero	22.026	8 M.Garcia	35.136	73 N.Ribeiro	24.369	11 D.Gonzalez	34.124	7	14	1:55.458	1:55.841 (6)
8	73 N.Ribeiro	22.054	73 N.Ribeiro	35.161	57 R.Romero	24.432	14 E.Gutierrez	34.157	8	94	1:56.119	1:56.495 (8)
9	21 M.Fargier	22.114	58 J.Armario	35.428	94 M.Aguilar	24.445	34 E.Gras	34.271	9	57	1:56.151	1:56.666 (9)
10	94 M.Aguilar	22.204	54 J.Rios	35.527	58 J.Armario	24.550	54 J.Rios	34.288	10	58	1:56.514	1:56.800 (10)
11	58 J.Armario	22.221	11 D.Gonzalez	35.551	22 B.Austin	24.822	58 J.Armario	34.315	11	11	1:57.207	1:57.410 (11)
12	22 B.Austin	22.262	21 M.Fargier	35.645	21 M.Fargier	24.919	94 M.Aguilar	34.347	12	21	1:57.352	1:57.602 (12)
13	11 D.Gonzalez	22.595	57 R.Romero	35.648	11 D.Gonzalez	24.937	22 B.Austin	34.547	13	54	1:57.475	1:57.720 (13)
14	35 A.Covarrubias	22.703	35 A.Covarrubias	35.813	54 J.Rios	24.947	44 M.Perez	34.657	14	22	1:57.547	1:57.723 (14)
15	54 J.Rios	22.713	22 B.Austin	35.916	35 A.Covarrubias	25.134	21 M.Fargier	34.674	15	35	1:58.352	1:58.819 (15)
16	49 X.Martinez	22.776	49 X.Martinez	36.047	49 X.Martinez	25.143	35 A.Covarrubias	34.702	16	49	1:58.713	1:59.071 (16)
17	15 M.Ramos	22.914	44 M.Perez	36.058	44 M.Perez	25.306	49 X.Martinez	34.747	17	44	1:58.954	1:59.246 (17)
18	44 M.Perez	22.933	7 X.Vidal	36.229	7 X.Vidal	25.343	7 X.Vidal	34.826	18	7	1:59.347	1:59.599 (18)
19	7 X.Vidal	22.949	15 M.Ramos	36.366	15 M.Ramos	25.382	24 J.Chote	35.034	19	15	1:59.837	2:00.179 (19)
20	98 M.Siebrath	23.098	24 J.Chote	36.430	24 J.Chote	25.401	15 M.Ramos	35.175	20	24	2:00.121	2:00.529 (20)
21	24 J.Chote	23.256	9 E.Kassigian	36.721	9 E.Kassigian	25.673	9 E.Kassigian	35.410	21	98	2:01.079	
22	37 M.Amer	23.340	98 M.Siebrath	36.783	98 M.Siebrath	25.752	98 M.Siebrath	35.446	22	9	2:01.153	2:01.157 (21)
23	9 E.Kassigian	23.349	37 M.Amer	37.511	25 K.Payne	26.133	37 M.Amer	36.614	23	37	2:03.625	2:04.029 (22)
24	25 K.Payne	23.701	25 K.Payne	37.728	37 M.Amer	26.160	25 K.Payne	36.667	24	25	2:04.229	2:04.735 (23)



PreMoto3/Promo3

ESBK CIRCUIT DE BARCELONA-CATALUNYA

Carrera 1

Best Top Speed

No Rider	Team	Class	Top 1		Top 2		Top 3		Top 4		Top 5		Avg
			Kph	Lap	Kph	Lap	Kph	Lap	Kph	Lap	Kph	Lap	
18 Pablo OLIVARES	GM FUEL-VRC TEAM	PreMoto3	217.9	2	215.3	3	214.4	4	212.8	10	212.3	5	214.5
34 Eitan G. GRAS	AUSTIN RACING VHC LIQUI MOLY	PreMoto3	217.9	3	215.7	4	215.3	2					216.3
14 Eduardo GUTIERREZ	QRG MOTOR RACING	PreMoto3	216.6	8	214.4	7	211.9	2	210.7	4	209.9	3	212.7
57 Ruben ROMERO	ILUSION TEAM	PreMoto3	216.6	2	213.6	3	211.1	6	207.5	4	205.9	7	210.9
41 Yvonne CERPA	IGAXTEAM	PreMoto3	216.1	10	215.3	5	213.6	4	212.8	2	211.5	11	213.9
16 Alvaro FUERTES	FUERTES TEAM	PreMoto3	215.3	2	213.2	10	212.3	5	211.9	9	211.9	4	212.9
8 Marco GARCIA	IGAXTEAM	PreMoto3	214.4	2	212.3	3	211.9	10	211.1	5	209.9	4	211.9
22 Ben R. AUSTIN	AUSTIN RACING VHC LIQUI MOLY	PreMoto3	212.3	2	210.7	12	208.7	11	207.1	3	206.7	8	209.1
94 Marc AGUILAR	QRG MOTOR RACING	PreMoto3	212.3	2	209.5	3	207.9	8	206.3	7	206.3	4	208.5
21 Mathis FARGIER	JFJ RACING TEAM	PreMoto3	211.9	2	208.3	11	203.2	12	202.5	4	202.5	3	205.7
58 Jose L. ARMARIO	GM FUEL-VRC TEAM	PreMoto3	209.1	2	208.7	4	208.3	6	207.1	8	207.1	5	208.1
73 Nuno G. RIBEIRO	LOUSAESTRADAS	PreMoto3	206.3	2	205.9	8	205.9	3	205.5	11	205.5	10	205.8
44 Mark PEREZ	CUNA DE CAMPEONES	Promo3	202.5	10	200.2	5	199.9	2	199.5	6	196.2	7	199.7
11 David GONZALEZ	CUNA DE CAMPEONES	Promo3	200.6	2	199.9	12	199.9	3	195.9	10	193.5	5	198.0
15 Martim M. RAMOS	CUNA DE CAMPEONES	Promo3	200.2	11	199.1	2	197.7	10	197.0	9	195.9	12	198.0
35 Adrian COVARRUBIAS	PM MOTORSPORT	Promo3	200.2	2	198.0	5	198.0	3	197.3	7	195.2	4	197.7
37 Montague J. AMER	AUSTIN RACING VHC LIQUI MOLY	Promo3	199.9	2	198.4	3	196.2	4	195.2	7	194.8	6	196.9
49 Xavier MARTINEZ	CUNA DE CAMPEONES	Promo3	198.0	3	196.2	4	195.5	2	193.8	5	192.1	7	195.1
54 Jesus RIOS	MRE TALENT	Promo3	198.0	5	196.6	9	195.2	8	194.1	3	193.5	2	195.5
7 Xavi VIDAL	CUNA DE CAMPEONES	Promo3	196.2	10	196.2	2	194.1	5	194.1	3	193.5	4	194.8
9 Elliot KASSIGIAN	CUNA DE CAMPEONES	Promo3	195.5	2	194.8	3	194.1	4	193.5	9	193.5	7	194.3
25 Kyle PAYNE	CUNA DE CAMPEONES	Promo3	194.8	2	193.5	3	191.4	12	191.4	7	191.1	5	192.4
24 Jayant CHOTE	CUNA DE CAMPEONES	Promo3	194.1	2	193.1	3	191.7	4	190.4	5	190.1	8	191.9
98 Mika SIEBDRATH	CUNA DE CAMPEONES	Promo3											



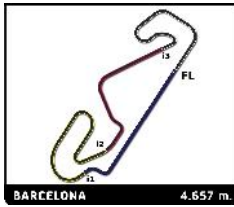
PreMoto3/Promo3

ESBK CIRCUIT DE BARCELONA-CATALUNYA

Carrera 1

Fastest Lap Sequence

Elapsed	No Rider	Team	Bike	Class	Time	Kph	Lap
3:53.840	73 Nuno G. RIBEIRO	LOUSAESTRADAS	BEON	PreMoto3	1:55.580	145.1	2
3:55.694	34 Eitan G. GRAS	AUSTIN RACING VHC LIQUI MOLY	BEON	PreMoto3	1:55.532	145.1	2
3:56.307	18 Pablo OLIVARES	GM FUEL-VRC TEAM	MIR RACING	PreMoto3	1:55.458	145.2	2
7:47.290	18 Pablo OLIVARES	GM FUEL-VRC TEAM	MIR RACING	PreMoto3	1:55.260	145.5	4



PreMoto3/Promo3

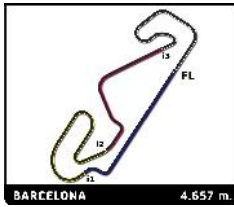
ESBK CIRCUIT DE BARCELONA-CATALUNYA

Carrera 1

Sector Analysis

— Invalidated Lap ■ Personal Best ■ Session Best B Crossing the pit lane

Lap	Time	Sector 1	Sector 2	Sector 3	Sector 4	T.Spd	Lap	Time	Sector 1	Sector 2	Sector 3	Sector 4	T.Spd		
7	Xavi VIDAL						ESP	10	1:57.410	22.595	35.744	24.947	34.124	195.9	
CUNA DE CAMPEONES							MIR RACING								
1	2:06.070	27.770	37.034	25.663	35.603		11	1:58.059	23.114	35.789	24.937	34.219	191.4		
2	2:01.893	23.376	37.038	26.248	35.231	196.2	12	1:58.719	22.875	36.161	25.159	34.524	199.9		
3	1:59.936	23.079	36.310	25.598	34.949	194.1									
4	1:59.599	22.949	36.291	25.460	34.899	193.5									
5	2:00.212	23.064	36.374	25.377	35.397	194.1									
6	1:59.765	23.136	36.232	25.448	34.949	191.1									
7	1:59.708	23.243	36.229	25.410	34.826	190.7									
8	2:00.673	23.565	36.698	25.549	34.861	189.7									
9	2:00.586	23.272	36.305	25.520	35.489	190.1									
10	2:00.725	23.376	36.944	25.447	34.958	196.2									
11	1:59.660	23.177	36.249	25.343	34.891	191.4									
12	2:00.080	23.183	36.374	25.463	35.060	192.4									
8	Marco GARCIA						ESP	14	Eduardo GUTIERREZ						ESP
IGAXTEAM							QRG MOTOR RACING								
1	1:59.304	24.854	35.946	24.450	34.054		1	1:59.086	25.077	35.561	24.225	34.223			
2	1:56.028	21.935	35.536	24.379	34.178	214.4	2	1:55.841	22.049	35.159	24.476	34.157	211.9		
3	1:55.754	21.906	35.143	24.455	34.250	212.3	3	1:56.107	22.080	35.119	24.531	34.377	209.9		
4	1:55.975	22.144	35.136	24.224	34.471	209.9	4	1:55.857	22.027	35.130	24.367	34.333	210.7		
5	1:56.438	22.043	35.495	24.674	34.226	211.1	5	1:56.585	22.358	35.459	24.534	34.234	207.5		
6	1:56.652	22.642	35.562	24.289	34.159	205.9	6	1:57.077	22.861	35.559	24.416	34.241	203.2		
7	1:57.220	22.298	35.713	24.545	34.664	209.1	7	1:57.204	22.269	35.624	24.652	34.659	214.4		
8	1:57.294	22.040	36.100	24.435	34.719	208.7	8	1:57.039	22.021	35.897	24.409	34.712	216.6		
9	1:56.571	22.223	35.535	24.488	34.325	205.1	9	1:56.065	21.957	35.335	24.486	34.287	206.7		
10	1:56.607	22.100	35.479	24.521	34.507	211.9	10	1:56.822	22.285	35.430	24.608	34.499	207.1		
11	1:57.704	22.222	35.822	24.918	34.742	207.1	11	1:57.924	22.623	35.875	24.702	34.724	206.7		
12	1:56.470	22.147	35.419	24.463	34.441	206.7	12	1:56.759	22.606	35.327	24.335	34.491	205.5		
9	Elliot KASSIGIAN						FRA	15	Martim M. RAMOS						PRT
CUNA DE CAMPEONES							CUNA DE CAMPEONES								
1	2:07.554	28.132	37.555	25.888	35.979		1	2:05.302	27.331	37.041	25.513	35.417			
2	2:02.826	23.391	37.019	26.094	36.322	195.5	2	2:00.179	22.914	36.527	25.451	35.287	199.1		
3	2:02.576	23.816	36.903	25.887	35.970	194.8	3	2:00.590	23.238	36.366	25.686	35.300	193.5		
4	2:01.915	23.410	36.845	25.959	35.701	194.1	4	2:00.746	23.265	36.600	25.672	35.209	193.1		
5	2:01.908	23.424	36.819	25.786	35.879	193.1	5	2:00.736	23.319	36.623	25.456	35.338	192.1		
6	2:02.115	23.417	36.916	25.969	35.813	193.1	6	2:00.648	23.558	36.383	25.532	35.175	190.7		
7	2:01.773	23.442	36.956	25.716	35.659	193.5	7	2:00.360	23.347	36.412	25.393	35.208	194.1		
8	2:01.761	23.447	36.951	25.846	35.517	192.8	8	2:00.336	23.179	36.471	25.502	35.184	194.8		
9	2:01.841	23.432	36.847	25.763	35.799	193.5	9	2:00.233	23.009	36.417	25.490	35.317	197.0		
10	2:01.883	23.358	36.960	25.893	35.672	192.8	10	2:00.832	22.962	36.954	25.465	35.451	197.7		
11	2:01.157	23.351	36.723	25.673	35.410	192.4	11	2:00.464	22.993	36.532	25.382	35.557	200.2		
12	2:01.303	23.349	36.721	25.735	35.498	193.1	12	2:00.630	23.044	36.392	25.586	35.608	195.9		
11	David GONZALEZ						ESP	16	Alvaro FUERTES						ESP
CUNA DE CAMPEONES							FUERTES TEAM								
1	2:02.878	26.595	35.889	25.161	35.233		1	1:59.298	25.174	35.731	24.340	34.053			
2	1:58.960	22.641	35.884	25.197	35.238	200.6	2	1:56.044	22.053	35.359	24.387	34.245	215.3		
3	1:58.955	22.641	35.821	25.487	35.006	199.9	3	1:56.086	22.157	35.042	24.358	34.529	211.9		
4	1:59.158	23.175	35.870	25.072	35.041	191.7	4	1:55.900	22.019	35.135	24.496	34.250	211.9		
5	1:59.034	23.196	35.750	25.116	34.972	193.5	5	1:56.222	22.204	35.392	24.456	34.170	212.3		
6	1:58.487	23.049	35.551	24.999	34.888	191.4	6	1:56.498	22.272	35.254	24.523	34.449	207.9		
7	1:58.093	23.008	35.656	25.060	34.369	193.1	7	1:57.417	22.509	35.808	24.502	34.598	207.9		
8	1:57.856	22.864	35.588	25.087	34.317	192.8	8	1:57.481	22.409	36.007	24.383	34.682	211.5		
9	1:58.837	22.896	35.692	25.448	34.801	192.4	9	1:56.341	22.007	35.620	24.407	34.307	211.9		
18	Pablo OLIVARES						ESP	17	Pablo OLIVARES						ESP
GM FUEL-VRC TEAM							GM FUEL-VRC TEAM								
1	2:00.849	25.963	35.839	24.371	34.676		1	2:00.849	25.963	35.839	24.371	34.676			
2	1:55.458	21.696	34.975	24.444	34.343	217.9	2	1:55.458	21.696	34.975	24.444	34.343	217.9		
3	1:55.723	21.692	35.146	24.376	34.509	215.3	3	1:55.723	21.692	35.146	24.376	34.509	215.3		
4	1:55.260	21.697	35.225	24.310	34.028	214.4	4	1:55.260	21.697	35.225	24.310	34.028	214.4		
5	1:56.300	22.116	35.638	24.419	34.127	212.3	5	1:56.300	22.116	35.638	24.419	34.127	212.3		
6	1:56.671	22.503	35.449	24.429	34.290	204.4	6	1:56.671	22.503	35.449	24.429	34.290	204.4		

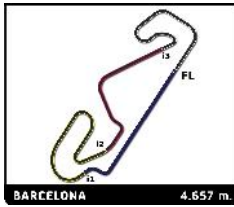


PreMoto3/Promo3 ESBK CIRCUIT DE BARCELONA-CATALUNYA

Carrera 1

Sector Analysis

Legend: _ Invalidated Lap █ Personal Best █ Session Best █ B Crossing the pit lane													
Lap	Time	Sector 1	Sector 2	Sector 3	Sector 4	T.Spd	Lap	Time	Sector 1	Sector 2	Sector 3	Sector 4	T.Spd
21 Mathis FARGIER FRA JFJ RACING TEAM													
7	1:56.805	22.367	35.650	24.444	34.344	206.3	4	2:04.970	24.073	38.013	26.133	36.751	190.4
8	1:57.448	22.590	35.541	24.711	34.606	203.6	5	2:04.735	24.044	37.728	26.296	36.667	191.1
9	1:56.861	22.631	35.594	24.343	34.293	203.6	6	2:04.841	23.917	37.847	26.210	36.867	190.7
10	1:56.525	22.149	35.431	24.485	34.460	212.8	7	2:05.034	23.979	38.085	26.188	36.782	191.4
11	1:57.081	22.206	35.706	24.700	34.469	206.3	8	2:04.980	24.068	37.808	26.158	36.946	190.1
12	1:56.974	22.482	35.488	24.593	34.411	199.1	9	2:05.518	24.093	38.022	26.319	37.084	190.4
							10	2:05.764	23.987	38.272	26.299	37.206	190.1
							11	2:06.054	24.198	38.378	26.214	37.264	190.7
							12	2:06.189	23.937	38.639	26.402	37.211	191.4
34 Eitan G. GRAS URY AUSTIN RACING VHC LIQUI MOLY BEON													
1	2:02.661	26.831	36.043	25.113	34.674		1	2:00.162	25.727	35.648	24.516	34.271	
2	1:57.602	22.114	35.702	25.027	34.759	211.9	2	1:55.532	21.773	35.079	24.351	34.329	215.3
3	1:58.483	22.695	35.912	25.150	34.726	202.5	3	1:56.298	21.914	35.130	24.450	34.804	217.9
4	1:58.443	22.656	35.645	25.085	35.057	202.5	4	2:08.760B	21.892	35.521	24.247	47.100	215.7
5	1:58.316	22.661	35.786	24.919	34.950	201.0							
6	1:58.401	22.877	35.661	25.072	34.791	201.0							
7	1:58.593	22.716	35.895	25.132	34.850	201.0							
8	1:58.400	22.610	35.934	25.088	34.768	200.2							
9	1:58.457	22.722	35.781	25.068	34.886	200.6							
10	1:59.383	22.595	36.864	25.041	34.883	201.7							
11	1:58.763	22.546	36.531	24.988	34.698	208.3							
12	1:59.073	23.011	36.017	25.341	34.704	203.2							
35 Adrian COVARRUBIAS ESP PM MOTORSPORT MIR RACING													
1	2:02.695	26.217	36.333	24.952	35.193		1	2:03.290	26.377	36.450	25.185	35.278	
2	1:58.774	22.339	36.010	25.166	35.259	212.3	2	1:58.943	22.703	36.070	25.297	34.873	200.2
3	1:59.672	22.510	36.584	25.083	35.495	207.1	3	1:58.868	22.758	35.813	25.178	35.119	198.0
4	1:58.839	22.375	36.130	25.053	35.281	206.7	4	1:59.209	22.769	36.380	25.244	34.816	195.2
5	1:58.795	22.549	36.169	24.995	35.082	203.6	5	1:58.819	22.966	35.940	25.181	34.732	198.0
6	1:58.537	22.552	36.019	24.941	35.025	204.4	6	1:58.995	23.100	36.059	25.134	34.702	188.7
7	1:58.683	22.465	35.965	25.111	35.142	204.0	7	1:58.874	22.703	35.896	25.178	35.097	197.3
8	1:57.723	22.347	35.916	24.913	34.547	206.7	8	2:00.679	23.031	36.869	25.530	35.249	194.5
9	1:58.302	22.329	35.991	25.028	34.954	205.9	9	2:01.441	23.372	36.825	25.704	35.540	189.4
10	1:58.658	22.489	36.343	25.122	34.704	204.7	10	2:01.272	23.404	36.788	25.586	35.494	188.7
11	1:58.686	22.568	36.523	24.876	34.719	208.7	11	2:01.418	23.434	36.703	25.668	35.613	188.1
12	1:58.001	22.262	35.992	24.822	34.925	210.7	12	2:01.502	23.444	36.868	25.685	35.505	188.4
37 Montague J. AMER GBR AUSTIN RACING VHC LIQUI MOLY BEON													
1	2:04.640	27.070	36.782	25.518	35.270		1	2:09.418	28.699	37.829	26.160	36.730	
2	2:01.201	23.256	36.623	25.692	35.630	194.1	2	2:04.399	23.340	37.785	26.240	37.034	199.9
3	2:04.210	26.169	37.072	25.533	35.436	193.1	3	2:04.875	23.644	37.895	26.350	36.986	198.4
4	2:00.890	23.520	36.556	25.686	35.128	191.7	4	2:04.619	23.780	37.769	26.303	36.767	196.2
5	2:00.529	23.459	36.560	25.401	35.109	190.4	5	2:04.227	23.629	37.710	26.195	36.693	194.8
6	2:00.605	23.480	36.430	25.545	35.150	190.1	6	2:04.029	23.611	37.632	26.172	36.614	194.8
7	2:00.821	23.726	36.602	25.459	35.034	190.1	7	2:04.612	23.658	37.750	26.284	36.920	195.2
8	2:01.035	23.440	36.670	25.840	35.085	190.1	8	2:04.139	23.652	37.511	26.165	36.811	193.8
9	2:01.112	23.481	36.548	25.564	35.519	189.7	9	2:04.940	23.777	37.913	26.312	36.938	194.5
10	2:01.141	23.491	36.881	25.641	35.128	189.1	10	2:04.848	23.690	37.961	26.234	36.963	193.8
11	2:01.133	23.882	36.560	25.615	35.076	185.8	11	2:04.961	23.750	37.948	26.327	36.936	193.1
12	2:00.837	23.472	36.589	25.712	35.064	189.4	12	2:05.356	23.825	38.162	26.351	37.018	193.8
41 Yvonne CERPA ESP IGAXTEAM BEON													
1	2:10.115	28.365	38.452	26.312	36.986		1	2:00.534	25.429	35.776	24.826	34.503	
2	2:04.986	23.701	38.062	26.292	36.931	194.8	2	1:55.624	21.791	34.988	24.326	34.519	212.8
3	2:05.505	24.003	37.997	26.396	37.109	193.5	3	1:56.037	22.225	35.016	24.394	34.402	209.9
							4	1:55.486	21.863	35.254	24.354	34.015	213.6
							5	1:56.033	22.041	35.452	24.369	34.171	215.3
							6	1:56.348	22.351	35.470	24.352	34.175	207.1
							7	1:57.150	22.286	35.693	24.689	34.482	211.1
							8	1:57.411	22.307	35.794	24.602	34.708	206.3



PreMoto3/Promo3

ESBK CIRCUIT DE BARCELONA-CATALUNYA

Carrera 1

Sector Analysis

— Invalidated Lap ■ Personal Best ■ Session Best B Crossing the pit lane

Lap	Time	Sector 1	Sector 2	Sector 3	Sector 4	T.SpD	Lap	Time	Sector 1	Sector 2	Sector 3	Sector 4	T.SpD
9	1:57.041	22.745	35.512	24.519	34.265	202.8	6	2:01.854	24.825	37.104	25.044	34.881	211.1
10	1:56.529	22.220	35.413	24.569	34.327	216.1	7	1:59.202	22.773	36.701	24.983	34.745	205.9
11	1:57.503	22.229	35.632	24.878	34.764	211.5	8	1:59.030	22.735	36.352	25.076	34.867	205.1
12	1:56.546	22.424	35.245	24.443	34.434	205.5	9	1:59.596	22.691	36.757	25.137	35.011	205.5

44 **Mark PEREZ** ESP
CUNA DE CAMPEONES MIR RACING

1	2:05.908	27.508	37.117	25.541	35.742	
2	2:00.790	23.093	36.718	25.814	35.165	199.9
3	2:01.046	23.420	36.464	25.824	35.338	194.8
4	2:00.135	23.499	36.238	25.499	34.899	193.5
5	1:59.884	22.933	36.393	25.377	35.181	200.2
6	2:00.204	23.485	36.419	25.328	34.972	199.5
7	1:59.246	23.225	36.058	25.306	34.657	196.2
8	2:00.713	23.359	36.708	25.762	34.884	191.4
9	2:00.684	23.487	36.302	25.475	35.420	189.1
10	2:00.934	23.082	37.028	25.738	35.086	202.5
11	1:59.922	23.249	36.348	25.468	34.857	193.8
12	1:59.925	23.168	36.239	25.421	35.097	194.8

49 **Xavier MARTINEZ** ESP
CUNA DE CAMPEONES MIR RACING

1	2:03.417	26.546	36.589	25.337	34.945	
2	1:59.071	22.817	36.175	25.230	34.849	195.5
3	1:59.073	22.776	36.047	25.143	35.107	198.0
4	1:59.175	23.040	36.098	25.290	34.747	196.2
5	1:59.426	23.124	36.127	25.234	34.941	193.8
6	1:59.744	23.163	36.274	25.246	35.061	192.1
7	2:00.411	23.184	36.323	25.642	35.262	192.1
8	2:00.491	23.298	36.522	25.459	35.212	190.7
9	2:01.063	23.428	36.614	25.567	35.454	188.4
10	2:00.932	23.482	36.779	25.471	35.200	188.4
11	2:00.688	23.429	36.525	25.588	35.146	188.4
12	2:00.763	23.492	36.525	25.588	35.158	188.7

54 **Jesus RIOS** ESP
MRE TALENT CORSE

1	2:01.885	26.015	36.079	25.174	34.617	
2	1:59.763	23.266	36.182	25.255	35.060	193.5
3	1:59.242	22.942	35.724	25.528	35.048	194.1
4	1:59.360	23.237	35.858	25.236	35.029	187.8
5	1:58.855	22.812	35.952	25.038	35.053	198.0
6	1:58.426	23.295	35.527	25.036	34.568	192.1
7	1:58.647	23.185	35.677	24.947	34.838	189.4
8	1:57.720	22.772	35.698	24.947	34.303	195.2
9	1:58.318	22.713	35.616	25.281	34.708	196.6
10	1:57.904	22.801	35.697	25.118	34.288	192.1
11	1:58.512	23.001	35.936	25.126	34.449	192.4
12	1:58.981	23.082	35.933	25.242	34.724	191.1

57 **Ruben ROMERO** ESP
ILUSION TEAM BEON

1	1:59.590	24.936	36.177	24.432	34.045	
2	1:56.666	22.026	35.694	24.575	34.371	216.6
3	1:57.799	22.308	35.648	24.916	34.927	213.6
4	1:57.569	22.326	36.033	24.677	34.533	207.5
5	1:57.905	22.153	36.442	24.640	34.670	204.7

58 **Jose L. ARMARIO** ESP
GM FUEL-VRC TEAM MIR RACING

1	2:01.607	25.593	36.563	24.906	34.545	
2	1:57.015	22.221	35.602	24.756	34.436	209.1
3	1:57.254	22.425	35.558	24.806	34.465	206.3
4	1:56.856	22.305	35.535	24.614	34.402	208.7
5	1:56.800	22.334	35.428	24.550	34.488	207.1
6	1:57.171	22.311	35.744	24.628	34.488	208.3
7	1:57.090	22.500	35.591	24.684	34.315	204.4
8	1:57.568	22.274	35.862	24.844	34.588	207.1
9	1:58.147	22.578	36.019	24.770	34.780	204.7
10	1:59.070	22.715	36.137	25.022	35.196	205.1
11	1:58.973	22.853	36.177	24.977	34.966	204.4
12	1:59.378	22.743	36.208	25.249	35.178	204.7

73 **Nuno G. RIBEIRO** PRT
LOUSAESTRADAS BEON

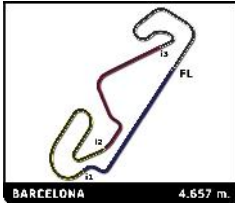
1	1:58.260	24.647	35.253	24.485	33.875	
2	1:55.580	22.054	35.161	24.463	33.902	206.3
3	1:55.770	22.086	35.193	24.556	33.935	205.9
4	1:55.649	22.232	35.209	24.369	33.839	205.1
5	1:55.763	22.225	35.161	24.418	33.959	204.7
6	1:56.038	22.268	35.234	24.399	34.137	204.7
7	1:56.193	22.211	35.556	24.455	33.971	205.1
8	1:56.209	22.208	35.197	24.597	34.207	205.9
9	1:56.704	22.281	35.406	24.755	34.262	204.7
10	1:57.179	22.324	35.785	24.835	34.235	205.5
11	1:56.581	22.237	35.448	24.577	34.319	205.5
12	1:56.726	22.248	35.583	24.568	34.327	205.1

94 **Marc AGUILAR** ESP
QRG MOTOR RACING BEON

1	2:00.545	25.847	35.772	24.445	34.481	
2	1:56.495	22.204	35.123	24.469	34.699	212.3
3	1:56.897	22.225	35.259	24.621	34.792	209.5
4	1:57.560	22.332	35.658	24.702	34.868	206.3
5	1:57.571	22.661	35.647	24.646	34.617	203.2
6	1:58.039	22.573	35.808	24.784	34.874	203.6
7	1:56.853	22.372	35.433	24.701	34.347	206.3
8	1:57.246	22.371	35.609	24.593	34.673	207.9
9	2:27.096	22.559	35.650	24.632	1:04.255	202.5
10	1:59.060	22.609	36.113	24.809	35.529	201.3
11	1:58.895	22.578	36.028	24.978	35.311	202.1
12	1:58.497	22.712	36.061	24.794	34.930	202.1

98 **Mika SIEBDRATH** DEU
CUNA DE CAMPEONES MIR RACING

1	2:06.183	27.918	37.067	25.752	35.446	
---	----------	--------	--------	---------------	---------------	--

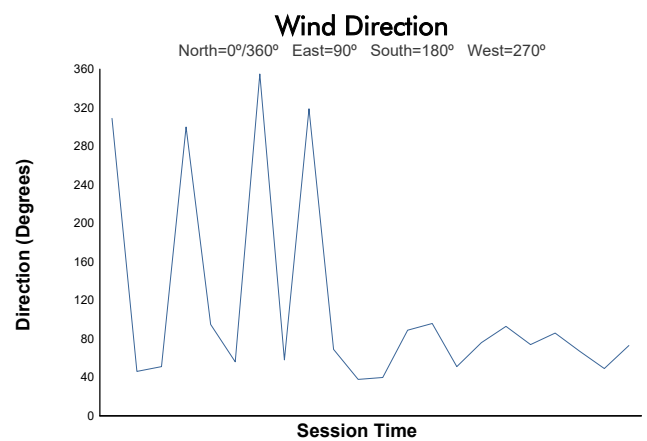
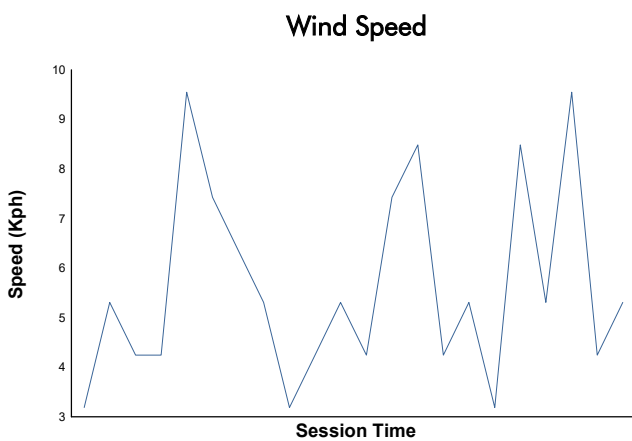
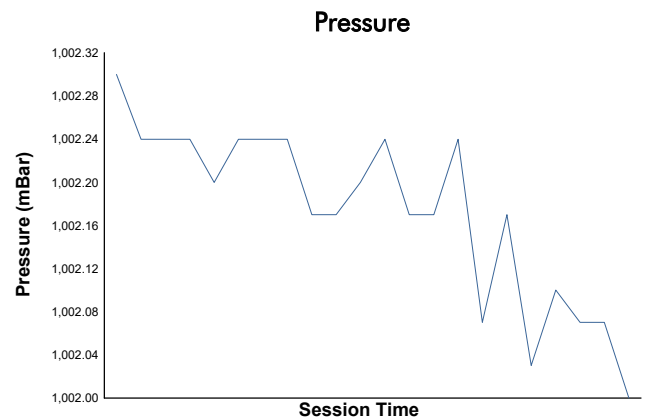
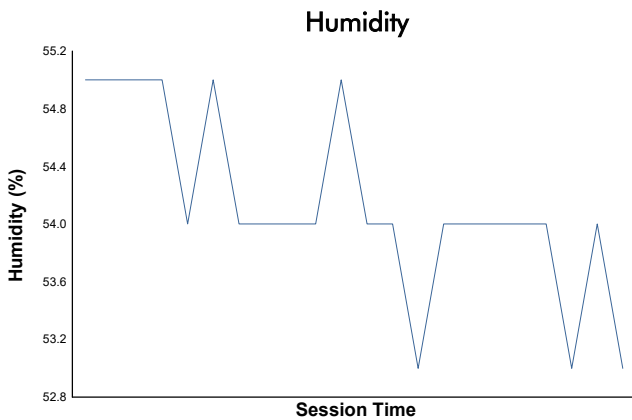
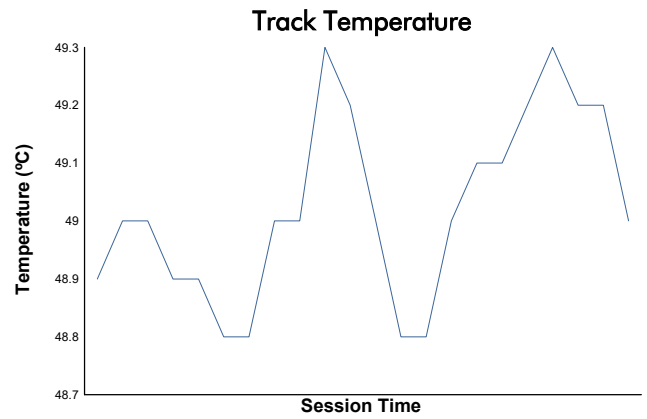
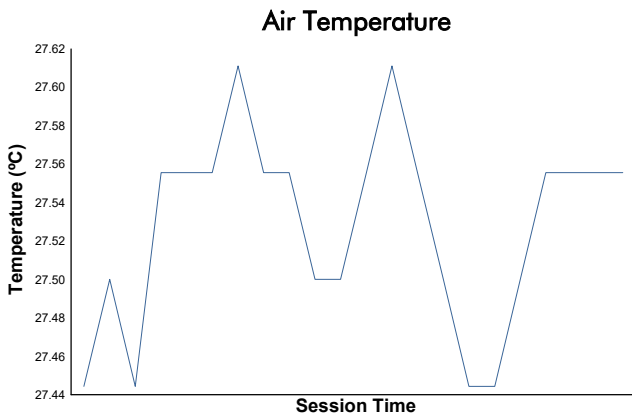


ESBK CIRCUIT DE BARCELONA-CATALUNYA

PreMoto3/Promo3

Carrera 1

Weather Report



Track Status: **DRY**