

PreMoto3/Promo3

RFME Campeonato de España de Superbike
Carrera 2 (12 Laps, 60,9 km.)

Classification

No Rider	Nat	Team	Bike	Tires	Cl.	Laps	Total Time	Gap	Kph	Best Lap			
										Lap	Time	Kph	
1	16	ALVARO FUERTES	SPA	FUERTES TEAM	BEON	PreMoto3	12	25:39.529	-	142.5	6	2:07.086	143.8
2	8	MARCO GARCIA	SPA	IGAXTEAM	BEON	PreMoto3	12	25:39.532	+0.003	142.5	6	2:07.112	143.8
3	41	YVONNE CERPA	SPA	IGAXTEAM	BEON	PreMoto3	12	25:40.028	+0.499	142.4	8	2:06.782	144.2
4	58	JOSE LUIS ARMARIO	SPA	GM FUEL-VRC TEAM	MIR RACING	PreMoto3	12	25:45.948	+6.419	141.9	6	2:06.358	144.6
5	94	MARC AGUILAR	SPA	QRG MOTOR RACING	BEON	PreMoto3	12	25:49.254	+9.725	141.6	7	2:07.233	143.7
6	34	EITAN G. GRAS	URU	AUSTIN RACING VHC LIQUI MOLY	BEON	PreMoto3	12	25:58.831	+19.302	140.7	4	2:06.784	144.2
7	14	EDUARDO GUTIERREZ	SPA		BEON	PreMoto3	12	25:58.936	+19.407	140.7	6	2:08.041	142.7
8	22	BEN RICHARD AUSTIN	GBR	AUSTIN RACING VHC LIQUI MOLY	BEON	PreMoto3	12	26:28.637	+49.108	138.1	5	2:11.054	139.5
9	11	DAVID GONZALEZ	SPA	CUNA DE CAMPEONES	MIR RACING	Promo3	12	26:28.674	+49.145	138.1	5	2:11.075	139.4
10	7	XAVI VIDAL	SPA	CUNA DE CAMPEONES	MIR RACING	Promo3	12	26:29.464	+49.935	138.0	6	2:11.046	139.5
11	54	JESUS RIOS	SPA	MRE TALENT	CORSE	Promo3	12	26:33.304	+53.775	137.7	6	2:11.558	138.9
12	35	ADRIAN COVARRUBIAS	SPA	PM MOTORSPORT	MIR RACING	Promo3	12	26:33.319	+53.790	137.7	11	2:11.756	138.7
13	49	XAVIER MARTINEZ	SPA	CUNA DE CAMPEONES	MIR RACING	Promo3	12	26:33.452	+53.923	137.6	2	2:11.400	139.1
14	15	MARTIM MARCO RAMOS	POR	CUNA DE CAMPEONES	MIR RACING	Promo3	12	27:21.153	+1:41.624	133.6	6	2:15.541	134.8
15	98	MIKA SIEBDRATH	GER	CUNA DE CAMPEONES	MIR RACING	Promo3	12	27:21.264	+1:41.735	133.6	5	2:15.741	134.6
16	9	ELLIOT KASSIGIAN	FRA	CUNA DE CAMPEONES	MIR RACING	Promo3	12	27:24.320	+1:44.791	133.4	12	2:15.229	135.2
17	37	MONTAGUE AMER	GBR	AUSTIN RACING VHC LIQUI MOLY	BEON	Promo3	12	27:26.190	+1:46.661	133.2	10	2:15.697	134.7
18	57	RUBEN ROMERO	SPA	ILUSION TEAM	BEON	PreMoto3	12	27:43.719	+2:04.190	131.8	4	2:07.935	142.9
Not classified													
44	MARK PEREZ	SPA	CUNA DE CAMPEONES	MIR RACING	Promo3	8	26:04.343				4	2:12.123	138.3
18	PABLO OLIVARES	SPA	GM FUEL-VRC TEAM	MIR RACING	PreMoto3								

Pole Position:

PABLO OLIVARES **2:09.970** 140.6 Kph

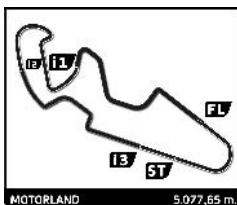
Fastest Lap:

Lap6 JOSE LUIS ARMARIO **2:06.358** 144.6 Kph

Published at:

Track Status: **DRY**

Race Director:	Timekeeper:
----------------	-------------



PreMoto3/Promo3

RFME Campeonato de España de Superbike
Carrera 2 (12 Laps, 60,9 km.)

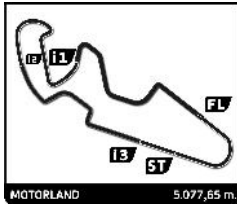
Classification by Class

No	Rider	Nat	Team	Bike	Laps	Total Time	Gap	Kph	Best Lap			
									Lap	Time	Kph	
PreMoto3												
1	16 ALVARO FUERTES	SPA	FUERTES TEAM	BEON	12	25:39.529		142.5	6	2:07.086	143.8	
2	8 MARCO GARCIA	SPA	IGAXTEAM	BEON	12	25:39.532	+0.003	142.5	6	2:07.112	143.8	
3	41 YVONNE CERPA	SPA	IGAXTEAM	BEON	12	25:40.028	+0.499	142.4	8	2:06.782	144.2	
4	58 JOSE LUIS ARMARIO	SPA	GM FUEL-VRC TEAM	MIR RACING	12	25:45.948	+6.419	141.9	6	2:06.358	144.6	
5	94 MARC AGUILAR	SPA	QRG MOTOR RACING	BEON	12	25:49.254	+9.725	141.6	7	2:07.233	143.7	
6	34 EITAN G. GRAS	URU	AUSTIN RACING VHC LIQUI MOLY	BEON	12	25:58.831	+19.302	140.7	4	2:06.784	144.2	
7	14 EDUARDO GUTIERREZ	SPA		BEON	12	25:58.936	+19.407	140.7	6	2:08.041	142.7	
8	22 BEN RICHARD AUSTIN	GBR	AUSTIN RACING VHC LIQUI MOLY	BEON	12	26:28.637	+49.108	138.1	5	2:11.054	139.5	
9	57 RUBEN ROMERO	SPA	ILUSION TEAM	BEON	12	27:43.719	+204.190	131.8	4	2:07.935	142.9	
Not classified												
18	PABLO OLIVARES	SPA	GM FUEL-VRC TEAM	MIR RACING	12 Laps							
Promo3												
1	11 DAVID GONZALEZ	SPA	CUNA DE CAMPEONES	MIR RACING	12	26:28.674		138.1	5	2:11.075	139.4	
2	7 XAVI VIDAL	SPA	CUNA DE CAMPEONES	MIR RACING	12	26:29.464	+0.790	138.0	6	2:11.046	139.5	
3	54 JESUS RIOS	SPA	MRE TALENT	CORSE	12	26:33.304	+4.630	137.7	6	2:11.558	138.9	
4	35 ADRIAN COVARRUBIAS	SPA	PM MOTORSPORT	MIR RACING	12	26:33.319	+4.645	137.7	11	2:11.756	138.7	
5	49 XAVIER MARTINEZ	SPA	CUNA DE CAMPEONES	MIR RACING	12	26:33.452	+4.778	137.6	2	2:11.400	139.1	
6	15 MARTIM MARCO RAMOS	POR	CUNA DE CAMPEONES	MIR RACING	12	27:21.153	+52.479	133.6	6	2:15.541	134.8	
7	98 MIKA SIEBRATH	GER	CUNA DE CAMPEONES	MIR RACING	12	27:21.264	+52.590	133.6	5	2:15.741	134.6	
8	9 ELLIOT KASSIGIAN	FRA	CUNA DE CAMPEONES	MIR RACING	12	27:24.320	+55.646	133.4	12	2:15.229	135.2	
9	37 MONTAGUE AMER	GBR	AUSTIN RACING VHC LIQUI MOLY	BEON	12	27:26.190	+57.516	133.2	10	2:15.697	134.7	
Not classified												
44	MARK PEREZ	SPA	CUNA DE CAMPEONES	MIR RACING	8	26:04.343	4 Laps		4	2:12.123	138.3	

Published at:

Track Status: **DRY**

Race Director:	Timekeeper:
----------------	-------------



PreMoto3/Promo3

RFME Campeonato de España de Superbike

Carrera 2 (12 Laps, 60,9 km.)

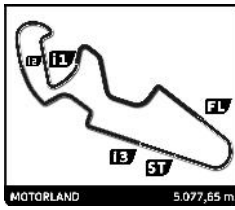
Classification by Group

NoRider	Nat	Team	Bike	Laps	Total Time	Gap	Kph	Best Lap				
								Lap	Time	Kph		
C												
1	11	DAVID GONZALEZ	SPA	CUNA DE CAMPEONES	MIR RACING	12	26:28.674	138.1	5	2:11.075	139.4	
2	7	XAVI VIDAL	SPA	CUNA DE CAMPEONES	MIR RACING	12	26:29.464	+0.790	138.0	6	2:11.046	139.5
3	49	XAVIER MARTINEZ	SPA	CUNA DE CAMPEONES	MIR RACING	12	26:33.452	+4.778	137.6	2	2:11.400	139.1
4	15	MARTIM MARCO RAMOS	POR	CUNA DE CAMPEONES	MIR RACING	12	27:21.153	+52.479	133.6	6	2:15.541	134.8
5	98	MIKA SIEBRATH	GER	CUNA DE CAMPEONES	MIR RACING	12	27:21.264	+52.590	133.6	5	2:15.741	134.6
6	9	ELLIOT KASSIGIAN	FRA	CUNA DE CAMPEONES	MIR RACING	12	27:24.320	+55.646	133.4	12	2:15.229	135.2
Not classified												
44		MARK PEREZ	SPA	CUNA DE CAMPEONES	MIR RACING	8	26:04.343	4 Laps	4	2:12.123	138.3	

Published at:

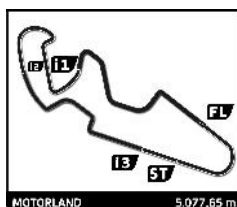
Track Status: **DRY**

Race Director:	Timekeeper:
----------------	-------------



PreMoto3/Promo3
 RFME Campeonato de España de Superbike
 Carrera 2
 Lap Chart

No	Pos	Grid	Lap											
			1	2	3	4	5	6	7	8	9	10	11	12
18	1	18	14	8	8	8	58	58	58	58	58	8	8	16
14	2	14	34	14	16	57	8	8	16	8	8	41	41	8
16	3	16	8	16	14	41	16	16	8	16	16	16	16	41
8	4	8	41	41	41	16	41	41	41	41	41	58	58	58
57	5	57	57	57	57	58	57	57	94	94	94	94	94	94
41	6	41	16	58	58	14	14	94	14	14	14	14	14	34
58	7	58	58	94	94	94	94	14	34	34	34	34	34	14
22	8	22	94	22	22	34	34	34	22	22	11	22	22	22
54	9	54	54	54	11	22	22	22	11	11	22	11	11	11
34	10	34	22	7	35	35	11	11	35	54	7	7	7	7
94	11	94	7	11	54	11	35	7	54	35	35	35	35	54
7	12	7	35	35	7	54	54	54	7	49	49	54	54	35
35	13	35	11	49	49	49	49	35	49	7	54	49	49	49
49	14	49	49	44	44	7	7	49	15	15	15	15	15	15
11	15	11	44	15	34	44	15	15	98	98	98	98	98	98
44	16	44	98	98	15	15	98	98	57	9	9	9	9	9
15	17	15	15	34	98	98	9	9	9	37	37	37	37	37
37	18	37	37	37	37	9	37	37	37	57	57	57	57	57
98	19	98	9	9	9	37	44	44	44	44	44	44	44	44
9	20	9												



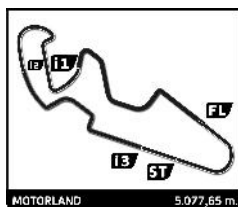
PreMoto3/Promo3

RFME Campeonato de España de Superbike

Carrera 2

Best Sector Times

Sector 1			Sector 2			Sector 3			Sector 4			Pos	No	Ideal Lap	Best Lap
Pos	No Rider	Time	No Rider	Time	No Rider	Time	No Rider	Time	Pos	No					
1	58 J.ARMARIO	35.416	58 J.ARMARIO	35.051	58 J.ARMARIO	23.165	14 E.GUTIERREZ	32.308	1	58	2:06.037	2:06.358	(1)		
2	41 Y.CERPA	35.437	34 E.GRAS	35.209	8 M.GARCIA	23.298	16 A.FUERTES	32.372	2	8	2:06.465	2:07.112	(5)		
3	8 M.GARCIA	35.488	8 M.GARCIA	35.233	16 A.FUERTES	23.354	41 Y.CERPA	32.399	3	16	2:06.615	2:07.086	(4)		
4	16 A.FUERTES	35.514	41 Y.CERPA	35.364	57 R.ROMERO	23.408	58 J.ARMARIO	32.405	4	41	2:06.633	2:06.782	(2)		
5	94 M.AGUILAR	35.557	16 A.FUERTES	35.375	34 E.GRAS	23.413	8 M.GARCIA	32.446	5	34	2:06.727	2:06.784	(3)		
6	57 R.ROMERO	35.631	57 R.ROMERO	35.396	94 M.AGUILAR	23.429	34 E.GRAS	32.463	6	94	2:06.972	2:07.233	(6)		
7	34 E.GRAS	35.642	94 M.AGUILAR	35.421	41 Y.CERPA	23.433	94 M.AGUILAR	32.565	7	57	2:07.209	2:07.935	(7)		
8	14 E.GUTIERREZ	36.036	14 E.GUTIERREZ	35.461	54 J.RIOS	23.694	57 R.ROMERO	32.774	8	14	2:07.612	2:08.041	(8)		
9	11 D.GONZALEZ	36.362	7 X.VIDAL	36.100	35 A.COVARRUBIAS	23.711	22 B.AUSTIN	33.638	9	11	2:10.423	2:11.075	(11)		
10	54 J.RIOS	36.476	49 X.MARTINEZ	36.133	11 D.GONZALEZ	23.721	7 X.VIDAL	33.798	10	7	2:10.451	2:11.046	(9)		
11	22 B.AUSTIN	36.498	35 A.COVARRUBIAS	36.135	14 E.GUTIERREZ	23.807	49 X.MARTINEZ	34.074	11	22	2:10.754	2:11.054	(10)		
12	7 X.VIDAL	36.689	11 D.GONZALEZ	36.260	7 X.VIDAL	23.864	11 D.GONZALEZ	34.080	12	49	2:10.921	2:11.400	(12)		
13	49 X.MARTINEZ	36.780	54 J.RIOS	36.368	49 X.MARTINEZ	23.934	44 M.PEREZ	34.219	13	35	2:11.015	2:11.756	(14)		
14	35 A.COVARRUBIAS	36.919	22 B.AUSTIN	36.450	44 M.PEREZ	24.090	35 A.COVARRUBIAS	34.250	14	54	2:11.116	2:11.558	(13)		
15	44 M.PEREZ	36.975	44 M.PEREZ	36.558	22 B.AUSTIN	24.168	37 M.AMER	34.530	15	44	2:11.842	2:12.123	(15)		
16	9 E.KASSIGIAN	37.858	98 M.SIEBDRATH	37.282	9 E.KASSIGIAN	24.567	54 J.RIOS	34.578	16	9	2:14.840	2:15.229	(16)		
17	37 M.AMER	37.905	9 E.KASSIGIAN	37.403	15 M.RAMOS	24.682	15 M.RAMOS	34.985	17	37	2:15.186	2:15.697	(18)		
18	15 M.RAMOS	38.052	15 M.RAMOS	37.509	98 M.SIEBDRATH	24.778	9 E.KASSIGIAN	35.012	18	15	2:15.228	2:15.541	(17)		
19	98 M.SIEBDRATH	38.117	37 M.AMER	37.752	37 M.AMER	24.999	98 M.SIEBDRATH	35.126	19	98	2:15.303	2:15.741	(19)		



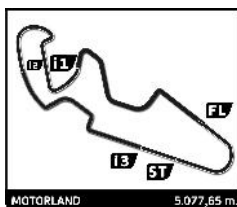
PreMoto3/Promo3

RFME Campeonato de España de Superbike

Carrera 2

Best Top Speed

No Rider	Team	Class	Top 1		Top 2		Top 3		Top 4		Top 5		Avg
			Kph	Lap	Kph	Lap	Kph	Lap	Kph	Lap	Kph	Lap	
14	EDUARDO GUTIERREZ	PreMoto3	213.4	6	213.0	4	211.4	2	210.5	5	210.1	3	211,7
34	EITAN G. GRAS	AUSTIN RACING VHC LIQUI MOLY	213.0	1	208.9	4	206.5	12	206.5	3	205.3	2	208,0
8	MARCO GARCIA	IGAXTEAM	210.9	1	209.7	7	207.7	2	206.1	5	205.7	6	208,0
16	ALVARO FUERTES	FUERTES TEAM	210.9	1	210.5	5	210.1	9	209.7	6	209.7	2	210,2
41	YVONNE CERPA	IGAXTEAM	210.9	2	210.9	1	210.5	3	207.7	6	206.1	9	209,2
58	JOSE LUIS ARMARIO	GM FUEL-VRC TEAM	209.3	3	208.9	4	207.3	1	203.8	2	202.6	10	206,4
57	RUBEN ROMERO	ILUSION TEAM	208.9	1	208.5	3	208.1	2	204.2	4	203.4	6	206,6
94	MARC AGUILAR	QRG MOTOR RACING	208.1	2	207.7	1	207.3	7	207.3	4	207.3	3	207,5
22	BEN RICHARD AUSTIN	AUSTIN RACING VHC LIQUI MOLY	203.8	2	201.1	9	200.7	12	200.7	1	199.6	3	201,2
49	XAVIER MARTINEZ	CUNA DE CAMPEONES	197.8	2	196.7	3	194.9	6	194.9	4	194.2	8	195,7
7	XAVI VIDAL	CUNA DE CAMPEONES	197.1	3	196.4	6	195.7	5	193.9	2	192.5	9	195,1
44	MARK PEREZ	CUNA DE CAMPEONES	196.7	4	192.5	3	192.2	2	190.5	1	186.5	7	191,7
9	ELLIOT KASSIGIAN	CUNA DE CAMPEONES	196.0	2	193.9	3	193.5	1	186.9	6	186.5	5	191,4
37	MONTAGUE AMER	AUSTIN RACING VHC LIQUI MOLY	195.3	4	195.3	1	194.9	8	194.9	2	194.6	5	195,0
35	ADRIAN COVARRUBIAS	PM MOTORSPORT	193.9	3	192.9	10	192.5	2	189.8	5	189.5	11	191,7
11	DAVID GONZALEZ	CUNA DE CAMPEONES	193.5	2	192.5	6	192.5	1	190.8	3	190.5	11	192,0
15	MARTIM MARCO RAMOS	CUNA DE CAMPEONES	191.8	1	189.8	2	186.5	6	186.5	4	186.2	5	188,2
54	JESUS RIOS	MRE TALENT	190.1	5	187.5	1	185.9	6	185.2	7	184.9	11	186,7
98	MIKA SIEBDRATH	CUNA DE CAMPEONES	189.8	1	188.8	3	188.5	4	188.2	12	186.9	2	188,4
18	PABLO OLIVARES	GM FUEL-VRC TEAM											



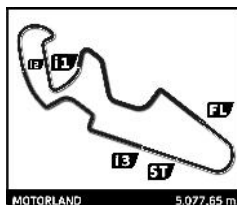
PreMoto3/Promo3

RFME Campeonato de España de Superbike

Carrera 2

Leader Sequence by Class

No Rider	Team	Bike	Start Lap	End Lap	Laps	Total Laps
PreMoto3						
14	EDUARDO GUTIERREZ	BEON	1	1	1	1
8	MARCO GARCIA	IGAXTEAM	2	4	3	3
58	JOSE LUIS ARMARIO	GM FUEL-VRC TEAM	5	9	5	5
8	MARCO GARCIA	IGAXTEAM	10	11	2	5
16	ALVARO FUERTES	FUERTES TEAM	12	12	1	1
Promo3						
54	JESUS RIOS	MRE TALENT	1	2	2	2
11	DAVID GONZALEZ	CUNA DE CAMPEONES	3	3	1	1
35	ADRIAN COVARRUBIAS	PM MOTORSPORT	4	4	1	1
11	DAVID GONZALEZ	CUNA DE CAMPEONES	5	12	8	9



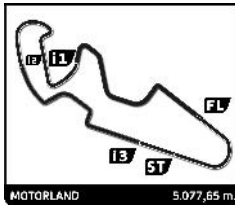
PreMoto3/Promo3

RFME Campeonato de España de Superbike

Carrera 2

Fastest Lap Sequence

Elapsed	No Rider	Team	Bike	Class	Time	Kph	Lap
4:18.637	8 MARCO GARCIA	IGAXTEAM	BEON	PreMoto3	2:07.791	143.0	2
4:19.641	58 JOSE LUIS ARMARIO	GM FUEL-VRC TEAM	MIR RACING	PreMoto3	2:07.423	143.4	2
8:52.499	34 EITAN G. GRAS	AUSTIN RACING VHC LIQUI MOLY	BEON	PreMoto3	2:06.784	144.2	4
12:49.321	58 JOSE LUIS ARMARIO	GM FUEL-VRC TEAM	MIR RACING	PreMoto3	2:06.358	144.6	6



PreMoto3/Promo3

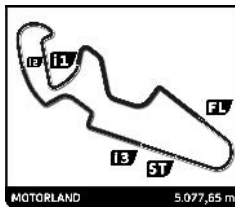
RFME Campeonato de España de Superbike

Carrera 2

Analysis by lap

Lapped

No	Lap Time	Gap	No	Lap Time	Gap	No	Lap Time	Gap	No	Lap Time	Gap	No	Lap Time	Gap
Lap 1														
14	2:10.513	0.000	49	2:12.871	14.419	94	2:07.684	2.846	8	2:07.604	0.546	9	2:15.546	1:38.071
34	2:10.736	0.223	44	2:12.429	15.110	14	2:08.041	2.949	16	2:08.131	1.079	37	2:15.747	1:39.432
8	2:10.846	0.333	34	2:07.993	18.762	34	2:08.153	19.352	41	2:07.664	1.118	57	2:18.774	1:53.750
41	2:10.887	0.374	15	2:15.787	25.043	22	2:11.710	26.057	94	2:09.365	3.820			
57	2:10.980	0.467	98	2:16.165	25.743	11	2:11.098	26.332	14	2:11.049	11.717	Lap 12		
16	2:11.299	0.786	37	2:18.032	30.636	7	2:11.046	27.327	34	2:08.385	21.316	16	2:08.354	
58	2:12.218	1.705	9	2:18.031	30.857	54	2:11.558	27.649	11	2:11.878	39.734	8	2:08.512	0.003
94	2:12.435	1.922	Lap 4			35	2:11.872	27.716	22	2:12.205	39.814	41	2:08.935	0.499
54	2:14.478	3.965	8	2:08.384		49	2:11.651	27.812	7	2:12.278	42.189	58	2:14.743	6.419
22	2:15.196	4.683	57	2:07.935	0.236	15	2:15.541	49.793	35	2:12.868	42.520	94	2:10.956	9.725
7	2:16.223	5.710	41	2:08.072	0.291	98	2:15.844	50.969	49	2:12.901	42.600	34	2:07.847	19.302
35	2:16.460	5.947	16	2:08.599	0.298	9	2:16.639	59.574	54	2:13.149	42.693	14	2:11.741	19.407
11	2:16.650	6.137	58	2:07.776	0.404	37	2:17.834	1:00.908	15	2:16.545	1:18.187	44	2:15.841	4 Laps
49	2:17.101	6.588	14	2:08.661	0.545	Lap 7			98	2:16.237	1:18.980	22	2:12.001	49.108
44	2:17.171	6.658	94	2:07.965	1.393	58	2:06.839		9	2:15.666	1:25.594	11	2:11.835	49.145
98	2:20.061	9.548	34	2:06.784	17.162	16	2:07.224	1.553	37	2:16.402	1:26.402	7	2:12.032	49.935
15	2:20.467	9.954	22	2:12.294	17.277	8	2:07.356	1.584	57	2:20.922	1:33.755	54	2:14.324	53.775
37	2:22.200	11.687	35	2:12.550	18.064	41	2:07.335	3.118	Lap 10			35	2:14.492	53.790
9	2:22.685	12.172	11	2:12.952	18.143	94	2:07.233	3.240	8	2:08.347		49	2:13.407	53.923
Lap 2			54	2:12.710	18.345	14	2:10.262	6.372	41	2:07.827	0.052	15	2:17.233	1:41.624
8	2:07.791		49	2:12.446	18.481	34	2:08.315	20.828	16	2:07.971	0.157	98	2:16.657	1:41.735
14	2:08.324	0.200	7	2:12.757	18.575	22	2:12.631	31.849	58	2:09.142	0.249	9	2:15.229	1:44.791
16	2:07.961	0.623	44	2:12.123	18.849	11	2:12.908	32.401	94	2:10.868	5.795	37	2:15.738	1:46.661
41	2:08.472	0.722	15	2:15.990	32.649	35	2:12.368	33.245	44	8:45.049	4 Laps	57	2:18.949	2:04.190
57	2:08.623	0.966	98	2:16.009	33.368	54	2:12.655	33.465	14	2:11.515	14.339			
58	2:07.423	1.004	9	2:17.605	40.078	7	2:13.293	33.781	34	2:08.327	20.750			
94	2:08.154	1.952	37	2:18.009	40.261	49	2:13.071	34.044	22	2:11.860	42.781			
22	2:12.399	8.958	Lap 5			15	2:18.530	1:01.484	11	2:12.222	43.063			
54	2:13.298	9.139	58	2:07.222		98	2:18.585	1:02.715	7	2:11.510	44.806			
7	2:11.763	9.349	8	2:07.939	0.313	57	3:07.548	1:03.441	35	2:11.945	45.572			
11	2:11.646	9.659	16	2:07.768	0.440	9	2:16.751	1:09.486	54	2:11.926	45.726			
35	2:11.958	9.781	41	2:08.306	0.971	37	2:16.190	1:10.259	49	2:12.506	46.213			
49	2:11.400	9.864	57	2:08.517	1.127	Lap 8			15	2:16.836	1:26.130			
44	2:12.463	10.997	14	2:08.347	1.266	58	2:07.546		98	2:16.827	1:26.914			
15	2:15.742	17.572	94	2:07.753	1.520	8	2:07.804	1.842	9	2:15.345	1:32.046			
98	2:16.470	17.894	34	2:08.021	17.557	16	2:07.841	1.848	37	2:15.697	1:33.206			
34	2:26.986	19.085	22	2:11.054	20.705	41	2:06.782	2.354	57	2:19.635	1:44.497			
37	2:17.357	20.920	11	2:11.075	21.592	94	2:07.661	3.355						
9	2:17.094	21.142	35	2:11.764	22.202	14	2:10.742	9.568						
Lap 3			54	2:11.730	22.449	34	2:08.549	21.831						
8	2:08.316		49	2:11.664	22.519	22	2:12.206	36.509						
16	2:07.776	0.083	7	2:11.690	22.639	11	2:11.901	36.756						
14	2:08.384	0.268	15	2:15.587	40.610	54	2:12.525	38.444						
41	2:08.197	0.603	98	2:15.741	41.483	35	2:12.853	38.552						
57	2:08.035	0.685	9	2:16.841	49.293	49	2:12.101	38.599						
58	2:08.324	1.012	37	2:16.797	49.432	7	2:12.576	38.811						
94	2:08.176	1.812	44	3:52.356	2:03.579	15	2:16.604	1:10.542						
22	2:12.725	13.367	Lap 6			98	2:16.474	1:11.643						
11	2:12.232	13.575	58	2:06.358		9	2:16.888	1:18.828						
35	2:12.433	13.898	8	2:07.112	1.067	37	2:16.187	1:18.900						
54	2:13.196	14.019	16	2:07.086	1.168	57	2:25.838	1:21.733						
7	2:13.169	14.202	41	2:08.009	2.622	Lap 9								
			57	2:07.963	2.732	58	2:08.900							



PreMoto3/Promo3

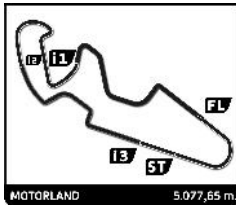
RFME Campeonato de España de Superbike

Carrera 2

Sector Analysis

— Invalidated Lap ■ Personal Best ■ Session Best B Crossing the pit lane

Lap	Time	Sector 1	Sector 2	Sector 3	Sector 4	T.Spd	Lap	Time	Sector 1	Sector 2	Sector 3	Sector 4	T.Spd	
7	XAVI VIDAL						SPA	10	2:12.222	37.001	36.781	24.084	34.356	187.2
	CUNA DE CAMPEONES						MIR RACING	11	2:12.277	36.802	36.682	24.565	34.228	190.5
1	2:16.223	40.617	36.873	24.229	34.504	190.8	12	2:11.835	36.703	36.470	24.049	34.613	185.6	
2	2:11.763	36.888	36.252	23.992	34.631	193.9								
3	2:13.169	37.185	36.669	24.985	34.330	197.1								
4	2:12.757	37.485	36.650	24.050	34.572	189.5								
5	2:11.690	37.048	36.523	24.004	34.115	195.7								
6	2:11.046	36.885	36.166	24.197	33.798	196.4								
7	2:13.293	37.082	37.184	24.778	34.249	190.1								
8	2:12.576	36.801	36.613	24.619	34.543	188.5								
9	2:12.278	37.512	36.467	24.405	33.894	192.5								
10	2:11.510	36.788	36.291	23.951	34.480	185.9								
11	2:11.127	36.781	36.100	23.864	34.382	191.2								
12	2:12.032	36.689	36.718	24.356	34.269	191.5								
14	EDUARDO GUTIERREZ						SPA							
							BEON							
1	2:10.513	37.918	35.904	23.898	32.793	205.7								
2	2:08.324	36.403	35.461	23.893	32.567	211.4								
3	2:08.384	36.087	35.543	23.952	32.802	210.1								
4	2:08.661	36.292	35.815	23.832	32.722	213.0								
5	2:08.347	36.386	35.511	23.807	32.643	210.5								
6	2:08.041	36.036	35.774	23.923	32.308	213.4								
7	2:10.262	36.367	36.335	24.262	33.298	201.1								
8	2:10.742	36.545	36.561	24.258	33.378	201.1								
9	2:11.049	36.728	36.537	24.327	33.457	201.5								
10	2:11.515	36.914	36.710	24.414	33.477	200.0								
11	2:11.357	36.785	36.431	24.602	33.539	199.6								
12	2:11.741	36.782	36.533	24.669	33.757	201.1								
15	MARTIM MARCO RAMOS						POR							
	CUNA DE CAMPEONES						MIR RACING							
1	2:20.467	42.594	37.900	24.944	35.029	191.8								
2	2:15.742	38.295	37.646	24.816	34.985	189.8								
3	2:15.787	38.396	37.604	24.682	35.105	186.2								
4	2:15.990	38.484	37.509	24.807	35.190	186.5								
5	2:15.587	38.052	37.665	24.788	35.082	186.2								
6	2:15.541	38.128	37.590	24.786	35.037	186.5								
7	2:18.530	38.279	37.743	27.099	35.409	184.0								
8	2:16.604	38.426	37.783	25.016	35.379	184.6								
9	2:16.545	38.324	37.771	25.052	35.398	183.7								
10	2:16.836	38.584	37.661	24.839	35.752	178.8								
11	2:16.291	38.318	37.688	24.922	35.363	183.7								
12	2:17.233	38.587	37.887	25.480	35.279	184.0								
16	ALVARO FUERTES						SPA							
	FUERTES TEAM						BEON							
1	2:11.299	38.310	35.641	24.796	32.552	210.9								
2	2:07.961	36.005	35.522	23.785	32.649	209.7								
3	2:07.776	35.784	35.524	23.433	33.035	200.7								
4	2:08.599	35.962	35.624	23.878	33.135	206.1								
5	2:07.768	36.168	35.558	23.354	32.688	210.5								
6	2:07.086	35.514	35.538	23.535	32.499	209.7								
7	2:07.224	35.598	35.461	23.554	32.611	203.8								
8	2:07.841	35.862	35.623	23.492	32.864	203.8								
9	2:08.131	36.365	35.788	23.606	32.372	210.1								
10	2:07.971	36.031	35.375	23.491	33.074	198.2								
11	2:09.519	36.628	35.536	23.972	33.383	206.5								
12	2:08.354	36.051	35.665	23.727	32.911	203.4								
22	BEN RICHARD AUSTIN						GBR							
	AUSTIN RACING VHC LIQUI MOLY						BEON							
1	2:15.196	39.963	36.706	24.597	33.930	200.7								
2	2:12.399	37.042	36.849	24.561	33.947	203.8								
3	2:12.725	37.106	36.816	24.980	33.823	199.6								
4	2:12.294	36.996	36.802	24.458	34.038	198.2								
5	2:11.054	36.498	36.450	24.168	33.938	198.5								
6	2:11.710	36.764	36.665	24.324	33.957	198.5								



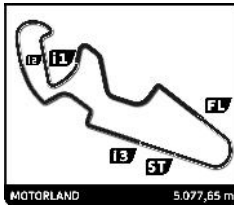
PreMoto3/Promo3

RFME Campeonato de España de Superbike

Carrera 2

Sector Analysis

___ Invalidated Lap							■ Personal Best	■ Session Best	B Crossing the pit lane					
Lap	Time	Sector 1	Sector 2	Sector 3	Sector 4	T.Sp	Lap	Time	Sector 1	Sector 2	Sector 3	Sector 4	T.Sp	
7	2:12.631	36.865	37.012	24.550	34.204	196.4	4	2:08.072	36.063	35.483	23.611	32.915	204.9	
8	2:12.206	37.009	36.849	24.637	33.711	197.8	5	2:08.306	36.371	35.454	23.704	32.777	205.7	
9	2:12.205	36.793	37.107	24.496	33.809	201.1	6	2:08.009	35.974	35.580	23.798	32.657	207.7	
10	2:11.860	36.765	36.533	24.432	34.130	194.2	7	2:07.335	35.521	35.424	23.561	32.829	205.3	
11	2:12.356	36.953	36.974	24.305	34.124	194.9	8	2:06.782	35.437	35.364	23.433	32.548	206.1	
12	2:12.001	37.148	36.842	24.373	33.638	200.7	9	2:07.664	35.950	35.592	23.505	32.617	206.1	
34 EITAN G. GRAS URU							10 2:07.827 35.758 35.405 23.565 33.099 199.6							
AUSTIN RACING VHC LIQUI MOLY BEON							11 2:09.542 36.429 35.746 23.883 33.484 205.3							
1	2:10.736	39.165	35.441	23.505	32.625	213.0	12 2:08.935 36.040 35.651 24.090 33.154 205.3							
2	2:26.986	35.963	35.209	23.413	52.401	205.3	44 MARK PEREZ SPA							
3	2:07.993	36.336	35.404	23.525	32.728	206.5	CUNA DE CAMPEONES MIR RACING							
4	2:06.784	35.642	35.237	23.442	32.463	208.9	1	2:17.171	40.924	37.549	24.172	34.526	190.5	
5	2:08.021	35.897	35.638	23.638	32.848	204.5	2	2:12.463	37.020	36.558	24.294	34.591	192.2	
6	2:08.153	35.924	35.528	23.762	32.939	204.9	3	2:12.429	37.228	36.559	24.423	34.219	192.5	
7	2:08.315	35.992	35.622	23.673	33.028	203.0	4	2:12.123	37.011	36.607	24.090	34.415	196.7	
8	2:08.549	36.032	35.510	23.779	33.228	201.9	5	3:52.356 B	36.975	1:48.810	32.831	53.740	135.8	
9	2:08.385	35.908	35.700	23.727	33.050	203.0	6	8:45.049	7:04.676	39.239	25.492	35.642	183.4	
10	2:08.327	35.933	35.628	23.693	33.073	202.2	7	2:16.911	38.309	38.073	25.300	35.229	186.5	
11	2:08.735	35.954	35.756	23.586	33.439	203.0	8	2:15.841	37.948	37.425	25.097	35.371	185.2	
12	2:07.847	35.892	35.628	23.524	32.803	206.5	49 XAVIER MARTINEZ SPA							
35 ADRIAN COVARRUBIAS SPA							CUNA DE CAMPEONES MIR RACING							
PM MOTORSPORT MIR RACING							1	2:17.101	41.229	37.378	24.295	34.199	192.5	
1	2:16.460	40.398	36.734	24.247	35.081	187.2	2	2:11.400	36.782	36.335	23.985	34.298	197.8	
2	2:11.958	37.019	36.201	24.188	34.550	192.5	3	2:12.871	37.210	36.536	24.789	34.336	196.7	
3	2:12.433	37.125	36.424	24.587	34.297	193.9	4	2:12.446	37.474	36.593	24.177	34.202	194.9	
4	2:12.550	37.625	36.516	24.028	34.381	188.5	5	2:11.664	36.821	36.422	24.075	34.346	190.8	
5	2:11.764	36.979	36.515	23.866	34.404	189.8	6	2:11.651	37.265	36.133	24.179	34.074	194.9	
6	2:11.872	36.919	36.265	24.181	34.507	188.8	7	2:13.071	37.218	36.869	24.621	34.363	191.8	
7	2:12.368	37.211	36.757	24.109	34.291	189.5	8	2:12.101	36.780	36.498	24.685	34.138	194.2	
8	2:12.853	37.001	36.793	24.461	34.598	187.5	9	2:12.901	37.394	36.610	24.311	34.586	190.8	
9	2:12.868	37.258	36.387	24.403	34.820	187.8	10	2:12.506	37.184	36.585	24.445	34.292	190.1	
10	2:11.945	37.717	36.267	23.711	34.250	192.9	11	2:12.333	37.192	36.657	23.934	34.550	188.2	
11	2:11.756	37.182	36.135	24.043	34.396	189.5	12	2:13.407	36.891	36.715	24.890	34.911	184.0	
12	2:14.492	37.460	36.450	26.177	34.405	187.2	54 JESUS RIOS SPA							
37 MONTAGUE AMER GBR							MRE TALENT CORSE							
AUSTIN RACING VHC LIQUI MOLY BEON							1	2:14.478	38.984	36.695	24.031	34.768	187.5	
1	2:22.200	43.022	38.712	25.472	34.994	195.3	2	2:13.298	37.408	36.772	23.944	35.174	182.4	
2	2:17.357	38.552	38.230	25.487	35.088	194.9	3	2:13.196	37.170	36.760	24.123	35.143	184.3	
3	2:18.032	38.584	38.584	25.577	35.287	192.9	4	2:12.710	36.985	36.368	24.391	34.966	184.0	
4	2:18.009	38.750	38.834	25.485	34.940	195.3	5	2:11.730	36.794	36.453	23.732	34.751	190.1	
5	2:16.797	38.593	38.301	25.116	34.787	194.6	6	2:11.558	36.476	36.481	23.829	34.772	185.9	
6	2:17.834	38.494	38.312	26.205	34.823	192.5	7	2:12.655	36.804	37.051	23.970	34.830	185.2	
7	2:16.190	38.078	38.091	25.148	34.873	191.8	8	2:12.525	36.748	36.846	23.981	34.950	183.7	
8	2:16.187	38.053	37.909	25.695	34.530	194.9	9	2:13.149	36.949	36.761	24.163	35.276	181.8	
9	2:16.402	38.363	37.971	25.309	34.759	191.5	10	2:11.926	36.824	36.536	23.725	34.841	183.7	
10	2:15.697	38.027	37.752	25.119	34.799	189.8	11	2:11.755	36.751	36.371	23.694	34.939	184.9	
11	2:15.747	37.905	37.905	24.999	34.938	191.8	12	2:14.324	37.043	36.667	26.036	34.578	184.6	
12	2:15.738	38.064	37.874	25.010	34.790	190.8	57 RUBEN ROMERO SPA							
41 YVONNE CERPA SPA							ILUSION TEAM BEON							
IGAXTEAM BEON							1	2:10.980	38.348	35.781	23.857	32.994	208.9	
1	2:10.887	38.854	35.786	23.695	32.552	210.9	2	2:08.623	36.138	35.564	23.763	33.158	208.1	
2	2:08.472	36.595	35.463	24.015	32.399	210.9	3	2:08.035	35.683	35.844	23.734	32.774	208.5	
3	2:08.197	35.799	35.570	23.987	32.841	210.5	4	2:07.935	35.717	35.396	23.574	33.248	204.2	



PreMoto3/Promo3

RFME Campeonato de España de Superbike

Carrera 2

Sector Analysis

— Invalidated Lap ■ Personal Best ■ Session Best B Crossing the pit lane

Lap	Time	Sector 1	Sector 2	Sector 3	Sector 4	T.Sp	Lap	Time	Sector 1	Sector 2	Sector 3	Sector 4	T.Sp
5	2:08.517	36.095	35.711	23.558	33.153	203.0							
6	2:07.963	35.631	35.834	23.408	33.090	203.4							
7	3:07.548	1:17.167	45.287	29.063	36.031	195.3							
8	2:25.838	41.342	39.969	27.662	36.865	194.6							
9	2:20.922	40.456	38.714	26.279	35.473	197.1							
10	2:19.635	39.819	39.149	25.730	34.937	195.7							
11	2:18.774	39.185	38.672	25.667	35.250	196.4							
12	2:18.949	39.215	38.705	25.674	35.355	195.7							

58 JOSE LUIS ARMARIO SPA						
GM FUEL-VRC TEAM				MIR RACING		
1	2:12.218	39.609	36.004	23.901	32.704	207.3
2	2:07.423	35.479	35.306	23.780	32.858	203.8
3	2:08.324	35.795	35.569	23.974	32.986	209.3
4	2:07.776	35.745	35.692	23.934	32.405	208.9
5	2:07.222	35.790	35.277	23.269	32.886	199.3
6	2:06.358	35.416	35.051	23.165	32.726	200.4
7	2:06.839	35.524	35.280	23.363	32.672	201.5
8	2:07.546	35.971	35.371	23.247	32.957	198.9
9	2:08.900	36.169	35.776	23.686	33.269	197.8
10	2:09.142	36.303	36.171	23.836	32.832	202.6
11	2:09.457	36.425	35.818	23.916	33.298	201.9
12	2:14.743	38.827	36.888	24.292	34.736	185.2

94 MARC AGUILAR SPA						
QRG MOTOR RACING				BEON		
1	2:12.435	39.321	36.129	23.907	33.078	207.7
2	2:08.154	36.104	35.618	23.596	32.836	208.1
3	2:08.176	35.991	35.674	23.612	32.899	207.3
4	2:07.965	35.998	35.613	23.615	32.739	207.3
5	2:07.753	35.953	35.619	23.576	32.605	206.5
6	2:07.684	35.984	35.706	23.429	32.565	206.1
7	2:07.233	35.557	35.421	23.630	32.625	207.3
8	2:07.661	35.647	35.523	23.581	32.910	203.8
9	2:09.365	36.200	36.115	23.890	33.160	201.5
10	2:10.868	36.495	36.755	24.099	33.519	198.5
11	2:11.004	36.781	36.414	24.048	33.761	197.8
12	2:10.956	36.905	36.308	24.132	33.611	199.3

98 MIKA SIEBDRATH GER						
CUNA DE CAMPEONES				MIR RACING		
1	2:20.061	42.040	37.646	25.089	35.286	189.8
2	2:16.470	38.403	37.579	24.929	35.559	186.9
3	2:16.165	38.402	37.716	24.778	35.269	188.8
4	2:16.009	38.363	37.416	24.966	35.264	188.5
5	2:15.741	38.235	37.475	24.816	35.215	186.2
6	2:15.844	38.236	37.282	24.927	35.399	186.5
7	2:18.585	38.492	37.512	26.523	36.058	183.7
8	2:16.474	38.257	37.537	25.169	35.511	185.2
9	2:16.237	38.412	37.410	25.055	35.360	184.0
10	2:16.827	38.324	37.759	25.005	35.739	182.7
11	2:16.194	38.117	37.604	24.998	35.475	183.4
12	2:16.657	38.206	37.827	25.498	35.126	188.2