

Premoto3/Promo3 ESBK ENT. CRONOMETRADO

CIRCUITO DE NAVARRA 3.933 m.

Clasificación

Nº	Piloto	Nac	Equipo	Moto	Neum	Cl.	Tiempo	Vlt.	Total	Dif.	Km/h
1	58 Jose Luis ARMARIO ROMERO	SPA	GM FUEL-VRC TEAM	MIR RACING	DUNLOP	PreMoto3	1:50.507	8	14	-	128.1
2	16 Alvaro FUERTES JUAN	SPA	FUERTES TEAM	BEON	DUNLOP	PreMoto3	1:51.354	3	8	+0.847	127.2
3	18 Pablo OLIVARES RODRIGUEZ	SPA	GM FUEL-VRC TEAM	MIR RACING	DUNLOP	PreMoto3	1:51.450	9	15	+0.943	127.0
4	8 Marco GARCIA MIGUEL	SPA	IGAXTEAM	BEON	DUNLOP	PreMoto3	1:51.668	16	17	+1.161	126.8
5	34 Eitan Gabriel GRAS CORDON	URU	AUSTIN RACING VHC LIQUI MOLY	BEON	DUNLOP	PreMoto3	1:51.723	15	15	+1.216	126.7
6	41 Yvonne CERPA CUELLAR	SPA	IGAXTEAM	BEON	DUNLOP	PreMoto3	1:52.314	15	17	+1.807	126.1
7	14 Eduardo GUTIERREZ COBO	SPA	QRG MOTOR RACING	BEON	DUNLOP	PreMoto3	1:52.626	15	15	+2.119	125.7
8	94 Marc AGUILAR GOMEZ	SPA		BEON	DUNLOP	PreMoto3	1:52.902	3	15	+2.395	125.4
9	57 Ruben ROMERO ARIAS	SPA	ILUSION TEAM	BEON	DUNLOP	PreMoto3	1:53.282	3	13	+2.775	125.0
10	22 Ben Richard AUSTIN	GBR	AUSTIN RACING VHC LIQUI MOLY	BEON	DUNLOP	PreMoto3	1:54.662	9	15	+4.155	123.5
11	11 David GONZALEZ PEREZ	SPA	CUNA DE CAMPEONES	MIR RACING	DUNLOP	Promo3	1:54.665	8	16	+4.158	123.5
12	54 Jesus RIOS MALDONADO	SPA	MRE TALENT	CORSE	DUNLOP	Promo3	1:55.908	3	9	+5.401	122.2
13	49 Xavier MARTINEZ SOSA	SPA	CUNA DE CAMPEONES	MIR RACING	DUNLOP	Promo3	1:55.985	12	16	+5.478	122.1
14	35 Adrian COVARRUBIAS GARCIA	SPA	PM MOTORSPORT	MIR RACING	DUNLOP	Promo3	1:56.149	13	16	+5.642	121.9
15	7 Xavi VIDAL FERNANDEZ	SPA	CUNA DE CAMPEONES	MIR RACING	DUNLOP	Promo3	1:56.199	3	14	+5.692	121.8
16	37 Montague James AMER	GBR	AUSTIN RACING VHC LIQUI MOLY		Dunlop	Promo3	1:56.354	14	14	+5.847	121.7
17	25 Kyle PAYNE	GBR	CUNA DE CAMPEONES	MIR RACING	DUNLOP	Promo3	1:57.144	15	15	+6.637	120.9
18	24 Jayant CHOTE	NED	CUNA DE CAMPEONES	MIR RACING	DUNLOP	Promo3	1:57.157	12	15	+6.650	120.9
19	44 Mark PEREZ FERRANDO	SPA	CUNA DE CAMPEONES	MIR RACING	DUNLOP	Promo3	1:57.912	15	15	+7.405	120.1
20	98 Mika SIEBDRATH	GER	CUNA DE CAMPEONES	MIR RACING	DUNLOP	Promo3	1:59.613	10	15	+9.106	118.4
21	15 Martim Marco RAMOS REIS	POR	CUNA DE CAMPEONES	MIR RACING	DUNLOP	Promo3	2:00.359	3	6	+9.852	117.6
22	9 Elliot KASSIGIAN	FRA	CUNA DE CAMPEONES	MIR RACING	DUNLOP	Promo3	2:03.336	8	11	+12.829	114.8

No salidos

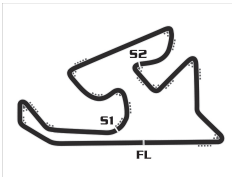
21 Mathis FARGIER FRA JFJ RACING TEAM DUNLOP PreMoto3

Vuelta rápida: Vlt. 8 Jose Luis ARMARIO ROMERO 1:50.507 128.1 Km/h

Estado de pista: **SECO**

Hora de publicación:

Director de Carrera:	Jefe de Cronometraje:
----------------------	-----------------------



CIRCUITO DE NAVARRA 3.933 m.

Premoto3/Promo3 ESBK ENT. CRONOMETRADO

Clasificación por Clase

Nº Piloto	Nac	Equipo	Moto	Tiempo	Vlt. Total	Dif.	Km/h
PreMoto3							
1	58	Jose Luis ARMARIO ROMERO	SPA GM FUEL-VRC TEAM	MIR RACING	1:50.507	8 14	128.1
2	16	Alvaro FUERTES JUAN	SPA FUERTES TEAM	BEON	1:51.354	3 8 +0.847 +0.847	127.2
3	18	Pablo OLIVARES RODRIGUEZ	SPA GM FUEL-VRC TEAM	MIR RACING	1:51.450	9 15 +0.943 +0.096	127.0
4	8	Marco GARCIA MIGUEL	SPA IGAXTEAM	BEON	1:51.668	16 17 +1.161 +0.218	126.8
5	34	Eitan Gabriel GRAS CORDON	URU AUSTIN RACING VHC LIQUI MOLY	BEON	1:51.723	15 15 +1.216 +0.055	126.7
6	41	Yvonne CERPA CUELLAR	SPA IGAXTEAM	BEON	1:52.314	15 17 +1.807 +0.591	126.1
7	14	Eduardo GUTIERREZ COBO	SPA QRG MOTOR RACING	BEON	1:52.626	15 15 +2.119 +0.312	125.7
8	94	Marc AGUILAR GOMEZ	SPA	BEON	1:52.902	3 15 +2.395 +0.276	125.4
9	57	Ruben ROMERO ARIAS	SPA ILUSION TEAM	BEON	1:53.282	3 13 +2.775 +0.380	125.0
10	22	Ben Richard AUSTIN	GBR AUSTIN RACING VHC LIQUI MOLY	BEON	1:54.662	9 15 +4.155 +1.380	123.5
■ No salidos							
21	Mathis FARGIER	FRA JFJ RACING TEAM					
Promo3							
1	11	David GONZALEZ PEREZ	SPA CUNA DE CAMPEONES	MIR RACING	1:54.665	8 16	123.5
2	54	Jesus RIOS MALDONADO	SPA MRE TALENT	CORSE	1:55.908	3 9 +1.243 +1.243	122.2
3	49	Xavier MARTINEZ SOSA	SPA CUNA DE CAMPEONES	MIR RACING	1:55.985	12 16 +1.320 +0.077	122.1
4	35	Adrian COVARRUBIAS GARCIA	SPA PM MOTORSPORT	MIR RACING	1:56.149	13 16 +1.484 +0.164	121.9
5	7	Xavi VIDAL FERNANDEZ	SPA CUNA DE CAMPEONES	MIR RACING	1:56.199	3 14 +1.534 +0.050	121.8
6	37	Montague James AMER	GBR AUSTIN RACING VHC LIQUI MOLY		1:56.354	14 14 +1.689 +0.155	121.7
7	25	Kyle PAYNE	GBR CUNA DE CAMPEONES	MIR RACING	1:57.144	15 15 +2.479 +0.790	120.9
8	24	Jayant CHOTE	NED CUNA DE CAMPEONES	MIR RACING	1:57.157	12 15 +2.492 +0.013	120.9
9	44	Mark PEREZ FERRANDO	SPA CUNA DE CAMPEONES	MIR RACING	1:57.912	15 15 +3.247 +0.755	120.1
10	98	Mika SIEBDRATH	GER CUNA DE CAMPEONES	MIR RACING	1:59.613	10 15 +4.948 +1.701	118.4
11	15	Martim Marco RAMOS REIS	POR CUNA DE CAMPEONES	MIR RACING	2:00.359	3 6 +5.694 +0.746	117.6
12	9	Elliott KASSIGIAN	FRA CUNA DE CAMPEONES	MIR RACING	2:03.336	8 11 +8.671 +2.977	114.8

Hora de publicación:

Estado de pista: **SECO**

Director de Carrera:	Jefe de Cronometraje:



Premoto3/Promo3 ESBK ENT. CRONOMETRADO


Clasificación por Grupo

Nº Piloto	Nac	Equipo	Moto	Tiempo	Vlt. Total	Dif.	Km/h
C							
1	11	David GONZALEZ PEREZ	SPA	CUNA DE CAMPEONES	MIR RACING	1:54.665	8 16 123.5
2	49	Xavier MARTINEZ SOSA	SPA	CUNA DE CAMPEONES	MIR RACING	1:55.985	12 16 +1.320 +1.320 122.1
3	7	Xavi VIDAL FERNANDEZ	SPA	CUNA DE CAMPEONES	MIR RACING	1:56.199	3 14 +1.534 +0.214 121.8
4	25	Kyle PAYNE	GBR	CUNA DE CAMPEONES	MIR RACING	1:57.144	15 15 +2.479 +0.945 120.9
5	24	Jayant CHOTE	NED	CUNA DE CAMPEONES	MIR RACING	1:57.157	12 15 +2.492 +0.013 120.9
6	44	Mark PEREZ FERRANDO	SPA	CUNA DE CAMPEONES	MIR RACING	1:57.912	15 15 +3.247 +0.755 120.1
7	98	Mika SIEBDRATH	GER	CUNA DE CAMPEONES	MIR RACING	1:59.613	10 15 +4.948 +1.701 118.4
8	15	Martim Marco RAMOS REIS	POR	CUNA DE CAMPEONES	MIR RACING	2:00.359	3 6 +5.694 +0.746 117.6
9	9	Elliot KASSIGIAN	FRA	CUNA DE CAMPEONES	MIR RACING	2:03.336	8 11 +8.671 +2.977 114.8

Hora de publicación:

Estado de pista: **SECO**

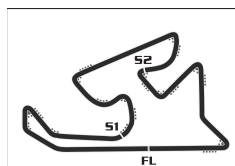
Director de Carrera:	Jefe de Cronometraje:



Premoto3/Promo3
ESBK
ENT. CRONOMETRADO

Mejores tiempos de sector

Sector 1			Sector 2			Sector 3			Pos	Nº Piloto	Vuelta Ideal	Mejor Vuelta
Pos	Nº Piloto	Tiempo	Nº Piloto	Tiempo	Nº Piloto	Tiempo	Pos	Nº Piloto				
1	58 J.ARMARIO ROMERO	29.894	58 J.ARMARIO ROMERO	40.073	58 J.ARMARIO ROMERO	40.540	1	58 J.ARMARIO ROMERO	1:50.507	1:50.507	(1)	
2	16 A.FUERTES JUAN	29.898	18 P.OLIVARES RODRIGUEZ	40.205	16 A.FUERTES JUAN	40.572	2	16 A.FUERTES JUAN	1:51.045	1:51.354	(2)	
3	34 E.GRAS CORDON	30.090	16 A.FUERTES JUAN	40.575	41 Y.CERPA CUELLAR	40.624	3	18 P.OLIVARES RODRIGUEZ	1:51.188	1:51.450	(3)	
4	18 P.OLIVARES RODRIGUEZ	30.138	41 Y.CERPA CUELLAR	40.684	8 M.GARCIA MIGUEL	40.650	4	41 Y.CERPA CUELLAR	1:51.497	1:52.314	(6)	
5	8 M.GARCIA MIGUEL	30.183	34 E.GRAS CORDON	40.715	34 E.GRAS CORDON	40.775	5	34 E.GRAS CORDON	1:51.580	1:51.723	(5)	
6	41 Y.CERPA CUELLAR	30.189	8 M.GARCIA MIGUEL	40.777	18 P.OLIVARES RODRIGUEZ	40.845	6	8 M.GARCIA MIGUEL	1:51.610	1:51.668	(4)	
7	14 E.GUTIERREZ COBO	30.245	14 E.GUTIERREZ COBO	40.964	57 R.ROMERO ARIAS	40.935	7	14 E.GUTIERREZ COBO	1:52.241	1:52.626	(7)	
8	94 M.AGUILAR GOMEZ	30.264	94 M.AGUILAR GOMEZ	41.136	14 E.GUTIERREZ COBO	41.032	8	94 M.AGUILAR GOMEZ	1:52.576	1:52.902	(8)	
9	22 B.AUSTIN	30.333	54 J.RIOS MALDONADO	41.151	94 M.AGUILAR GOMEZ	41.176	9	57 R.ROMERO ARIAS	1:52.998	1:53.282	(9)	
10	57 R.ROMERO ARIAS	30.731	11 D.GONZALEZ PEREZ	41.289	11 D.GONZALEZ PEREZ	41.738	10	22 B.AUSTIN	1:54.119	1:54.662	(10)	
11	25 K.PAYNE	31.177	57 R.ROMERO ARIAS	41.332	22 B.AUSTIN	42.004	11	11 D.GONZALEZ PEREZ	1:54.313	1:54.665	(11)	
12	11 D.GONZALEZ PEREZ	31.286	22 B.AUSTIN	41.782	49 X.MARTINEZ SOSA	42.140	12	54 J.RIOS MALDONADO	1:55.264	1:55.908	(12)	
13	49 X.MARTINEZ SOSA	31.478	35 A.COVARRUBIAS GARCIA	41.786	54 J.RIOS MALDONADO	42.297	13	49 X.MARTINEZ SOSA	1:55.789	1:55.985	(13)	
14	7 X.VIDAL FERNANDEZ	31.535	7 X.VIDAL FERNANDEZ	41.961	7 X.VIDAL FERNANDEZ	42.313	14	7 X.VIDAL FERNANDEZ	1:55.809	1:56.199	(15)	
15	37 M.AMER	31.576	49 X.MARTINEZ SOSA	42.171	37 M.AMER	42.385	15	35 A.COVARRUBIAS GARCIA	1:56.064	1:56.149	(14)	
16	44 M.PEREZ FERRANDO	31.815	37 M.AMER	42.302	35 A.COVARRUBIAS GARCIA	42.399	16	37 M.AMER	1:56.263	1:56.354	(16)	
17	54 J.RIOS MALDONADO	31.816	24 J.CHOTE	42.309	25 K.PAYNE	42.625	17	25 K.PAYNE	1:56.704	1:57.144	(17)	
18	35 A.COVARRUBIAS GARCIA	31.879	44 M.PEREZ FERRANDO	42.607	24 J.CHOTE	42.683	18	24 J.CHOTE	1:57.051	1:57.157	(18)	
19	24 J.CHOTE	32.059	25 K.PAYNE	42.902	44 M.PEREZ FERRANDO	42.745	19	44 M.PEREZ FERRANDO	1:57.167	1:57.912	(19)	
20	98 M.SIEBDRATH	32.400	98 M.SIEBDRATH	43.490	98 M.SIEBDRATH	43.453	20	98 M.SIEBDRATH	1:59.343	1:59.613	(20)	
21	15 M.RAMOS REIS	32.407	15 M.RAMOS REIS	43.958	15 M.RAMOS REIS	43.865	21	15 M.RAMOS REIS	2:00.230	2:00.359	(21)	
22	9 E.KASSIGIAN	33.476	9 E.KASSIGIAN	44.724	9 E.KASSIGIAN	44.441	22	9 E.KASSIGIAN	2:02.641	2:03.336	(22)	



CIRCUITO DE NAVARRA 3.933 m.

Premoto3/Promo3 ESBK Después de ENT. CRONOMETRADO

Velocidad máxima del evento

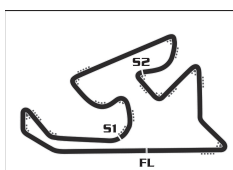
Nº Piloto	Equipo	Moto	Clase	V.Max	Vlt.	Sesión
41 Yvonne CERPA CUELLAR	IGAXTEAM	BEON	PreMoto3	204.5	9	ENT. CRONOMETRADO
22 Ben Richard AUSTIN	AUSTIN RACING VHC LIQUI MOLY	BEON	PreMoto3	203.4	9	ENT. CRONOMETRADO
34 Eitan Gabriel GRAS CORDON	AUSTIN RACING VHC LIQUI MOLY	BEON	PreMoto3	203.0	9	ENT. CRONOMETRADO
8 Marco GARCIA MIGUEL	IGAXTEAM	BEON	PreMoto3	203.0	9	ENT. CRONOMETRADO
14 Eduardo GUTIERREZ COBO	QRG MOTOR RACING	BEON	PreMoto3	202.6	15	ENT. CRONOMETRADO
94 Marc AGUILAR GOMEZ		BEON	PreMoto3	202.2	2	ENT. CRONOMETRADO
18 Pablo OLIVARES RODRIGUEZ	GM FUEL-VRC TEAM	MIR RACING	PreMoto3	200.7	2	ENT. CRONOMETRADO
58 Jose Luis ARMARIO ROMERO	GM FUEL-VRC TEAM	MIR RACING	PreMoto3	199.6	2	ENT. CRONOMETRADO
16 Alvaro FUERTES JUAN	FUERTES TEAM	BEON	PreMoto3	199.3	7	ENT. CRONOMETRADO
57 Ruben ROMERO ARIAS	ILUSION TEAM	BEON	PreMoto3	197.4	14	LIBRES 2
21 Mathis FARGIER	JFJ RACING TEAM		PreMoto3	191.8	5	LIBRES 2
37 Montague James AMER	AUSTIN RACING VHC LIQUI MOLY		Promo3	189.5	4	ENT. CRONOMETRADO
25 Kyle PAYNE	CUNA DE CAMPEONES	MIR RACING	Promo3	189.1	3	ENT. CRONOMETRADO
49 Xavier MARTINEZ SOSA	CUNA DE CAMPEONES	MIR RACING	Promo3	186.9	2	ENT. CRONOMETRADO
44 Mark PEREZ FERRANDO	CUNA DE CAMPEONES	MIR RACING	Promo3	186.5	2	ENT. CRONOMETRADO
54 Jesus RIOS MALDONADO	MRE TALENT	CORSE	Promo3	186.5	3	ENT. CRONOMETRADO
15 Martim Marco RAMOS REIS	CUNA DE CAMPEONES	MIR RACING	Promo3	186.2	3	ENT. CRONOMETRADO
35 Adrian COVARRUBIAS GARCIA	PM MOTORSPORT	MIR RACING	Promo3	186.2	9	ENT. CRONOMETRADO
24 Jayant CHOTE	CUNA DE CAMPEONES	MIR RACING	Promo3	184.0	11	LIBRES 1
7 Xavi VIDAL FERNANDEZ	CUNA DE CAMPEONES	MIR RACING	Promo3	184.0	4	ENT. CRONOMETRADO
98 Mika SIEBDRATH	CUNA DE CAMPEONES	MIR RACING	Promo3	184.0	10	ENT. CRONOMETRADO
11 David GONZALEZ PEREZ	CUNA DE CAMPEONES	MIR RACING	Promo3	183.4	12	ENT. CRONOMETRADO
9 Elliot KASSIGIAN	CUNA DE CAMPEONES	MIR RACING	Promo3	182.4	16	LIBRES 1



Premoto3/Promo3
ESBK
ENT. CRONOMETRADO

Secuencia de vueltas rápidas

T. Sesión	Nº Piloto	Equipo	Moto	Clase	Tiempo	Km/h	Vlt.
3:52.258	16 Alvaro FUERTES JUAN	FUERTES TEAM	BEON	PreMoto3	1:52.123	126.3	2
5:43.612	16 Alvaro FUERTES JUAN	FUERTES TEAM	BEON	PreMoto3	1:51.354	127.2	3
36:07.660	58 Jose Luis ARMARIO ROMERO	GM FUEL-VRC TEAM	MIR RACING	PreMoto3	1:51.266	127.3	7
37:58.167	58 Jose Luis ARMARIO ROMERO	GM FUEL-VRC TEAM	MIR RACING	PreMoto3	1:50.507	128.1	8



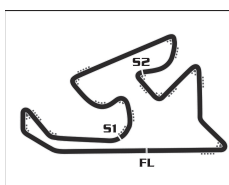
CIRCUITO DE NAVARRA 3.933 m.

Premoto3/Promo3 ESBK ENT. CRONOMETRADO

Vuelta a vuelta

■ Mejor Personal ■ Mejor de la sesión ■ Cruzando por el pit lane

Vlt.	Tiempo	Sector 1	Sector 2	Sector 3	Km/h	T. Sesión	Vlt.	Tiempo	Sector 1	Sector 2	Sector 3	Km/h	T. Sesión
7	Xavi VIDAL FERNANDEZ CUNA DE CAMPEONES	SPA	MIR RACING				4	24:09.434 B	31.477	41.459	...	9.8	30:07.458
1	2:10.840	43.231	44.056	43.553	108.2	2:10.840	5	2:12.721	46.033	43.590	43.098	106.7	32:20.179
2	1:57.270	32.243	42.465	42.562	120.7	4:08.110	6	1:56.441	31.605	42.193	42.643	121.6	34:16.620
3	1:56.199	31.794	42.092	42.313	121.8	6:04.309	7	1:54.871	31.394	41.448	42.029	123.3	36:11.491
4	24:03.543 B	31.535	42.300	...	9.8	30:07.852	8	1:54.665	31.431	41.289	41.945	123.5	38:06.156
5	2:13.191	45.872	43.695	43.624	106.3	32:21.043	9	1:55.543	31.615	41.564	42.364	122.5	40:01.699
6	1:57.838	32.252	42.568	43.018	120.2	34:18.881	10	1:54.913	31.509	41.365	42.039	123.2	41:56.612
7	1:56.791	32.014	42.066	42.711	121.2	36:15.672	11	1:54.737	31.551	41.337	41.849	123.4	43:51.349
8	1:56.543	31.744	41.971	42.828	121.5	38:12.215	12	1:56.881	31.286	42.675	42.920	121.1	45:48.230
9	3:27.705 B	31.752	41.961	2:13.992	68.2	41:39.920	13	1:59.887	32.078	44.080	43.729	118.1	47:48.117
10	2:10.363	43.792	43.438	43.133	108.6	43:50.283	14	1:57.002	31.969	41.594	43.439	121.0	49:45.119
11	1:57.213	32.128	42.037	43.048	120.8	45:47.496	15	1:56.211	31.542	41.647	43.022	121.8	51:41.330
12	3:38.916 B	32.324	43.627	2:22.965	64.7	49:26.412	16	1:54.680	31.453	41.456	41.771	123.5	53:36.010
13	2:11.938	42.827	45.143	43.968	107.3	51:38.350							
14	1:57.613	32.330	42.195	43.088	120.4	53:35.963	14	Eduardo GUTIERREZ COBO QRG MOTOR RACING	SPA	BEON			
8	Marco GARCIA MIGUEL IGAXTEAM	SPA	BEON				1	3:19.842	1:52.548	44.430	42.864	70.8	3:19.842
1	2:04.233	39.135	43.370	41.728	114.0	2:04.233	2	1:53.836	30.921	41.730	41.185	124.4	5:13.678
2	1:53.036	30.657	41.321	41.058	125.3	3:57.269	3	1:52.997	30.567	41.398	41.032	125.3	7:06.675
3	1:54.707	31.750	41.799	41.158	123.4	5:51.976	4	24:10.923 B	30.414	...	9.8	31:17.598	
4	1:52.034	30.369	40.981	40.684	126.4	7:44.010	5	2:07.353	38.658	44.473	44.222	111.2	33:24.951
5	22:18.268 B	...	10.6	30:02.278			6	1:54.235	30.756	41.727	41.752	123.9	35:19.186
6	2:06.669	40.907	42.301	43.461	111.8	32:08.947	7	1:53.845	30.644	41.510	41.691	124.4	37:13.031
7	1:53.379	30.624	41.257	41.498	124.9	34:02.326	8	1:52.865	30.367	41.059	41.439	125.4	39:05.896
8	1:52.950	30.484	41.313	41.153	125.4	35:55.276	9	1:52.793	30.375	41.095	41.323	125.5	40:58.689
9	1:55.690	30.569	42.921	42.200	122.4	37:50.966	10	1:56.839	30.649	43.352	42.838	121.2	42:55.528
10	1:53.101	30.471	41.553	41.077	125.2	39:44.067	11	1:53.954	30.776	41.794	41.384	124.3	44:49.482
11	1:52.631	30.246	40.944	41.441	125.7	41:36.698	12	1:53.545	30.794	41.063	41.688	124.7	46:43.027
12	1:52.762	30.609	40.987	41.166	125.6	43:29.460	13	1:53.864	30.456	41.185	42.223	124.3	48:36.891
13	1:58.779	34.876	41.382	42.521	119.2	45:28.239	14	1:53.690	30.685	41.536	41.469	124.5	50:30.581
14	1:52.708	30.661	40.936	41.111	125.6	47:20.947	15	1:52.626	30.245	40.964	41.417	125.7	52:23.207
15	1:52.075	30.428	40.777	40.870	126.3	49:13.022	15	Martim Marco RAMOS REIS CUNA DE CAMPEONES	POR	MIR RACING			
16	1:51.668	30.183	40.835	40.650	126.8	51:04.690	1	2:26.389	54.424	47.012	44.953	96.7	2:26.389
17	1:55.430	33.020	41.190	41.220	122.7	53:00.120	2	2:00.757	32.934	43.958	43.865	117.3	4:27.146
9	Elliot KASSIGIAN CUNA DE CAMPEONES	FRA	MIR RACING				3	2:00.359	32.407	43.988	43.964	117.6	6:27.505
1	2:21.709	48.335	47.717	45.657	99.9	2:21.709	4	23:44.580 B	33.609	...	9.9	30:12.085	
2	2:05.200	34.323	46.031	44.846	113.1	4:26.909	5	2:17.599	44.462	46.687	46.450	102.9	32:29.684
3	2:03.839	34.024	45.374	44.441	114.3	6:30.748	6	9:53.375 B	32.861	44.640	8:35.874	23.9	42:23.059
4	23:55.929 B	33.491	...	9.9	30:26.677		16	Alvaro FUERTES JUAN FUERTES TEAM	SPA	BEON			
5	2:16.678	43.241	46.953	46.484	103.6	32:43.355	1	2:00.135	36.942	41.782	41.411	117.9	2:00.135
6	2:04.592	33.897	45.203	45.492	113.6	34:47.947	2	1:52.123	30.373	40.939	40.811	126.3	3:52.258
7	2:04.012	33.657	45.146	45.209	114.2	36:51.959	3	1:51.354	30.207	40.575	40.572	127.2	5:43.612
8	2:03.336	33.476	44.724	45.136	114.8	38:55.295	4	1:51.386	30.161	40.613	40.612	127.1	7:34.998
9	2:03.396	33.540	44.788	45.068	114.7	40:58.691	5	24:35.499 B	...	42.228	46.543	9.6	32:10.497
10	2:05.107	34.842	45.050	45.215	113.2	43:03.798	6	1:52.495	30.165	40.954	41.376	125.9	34:02.992
11	2:05.089	33.933	45.501	45.655	113.2	45:08.887	7	1:51.886	29.898	40.836	41.152	126.5	35:54.878
11	David GONZALEZ PEREZ CUNA DE CAMPEONES	SPA	MIR RACING				8	6:34.240 B	30.367	43.258	5:20.615	35.9	42:29.118
1	2:06.804	41.143	43.163	42.498	111.7	2:06.804	18	Pablo OLIVARES RODRIGUEZ GM FUEL-VRC TEAM	SPA	MIR RACING			
2	1:55.609	31.621	42.065	41.923	122.5	4:02.413	1	2:13.755	44.985	45.754	43.016	105.9	2:13.755
3	1:55.611	31.975	41.898	41.738	122.5	5:58.024	2	1:54.192	30.871	42.151	41.170	124.0	4:07.947
							3	1:53.332	31.076	41.411	40.845	124.9	6:01.279



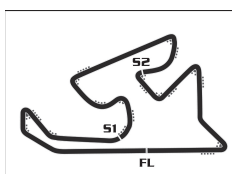
CIRCUITO DE NAVARRA 3.933 m.

Premoto3/Promo3
ESBK
ENT. CRONOMETRADO

Vuelta a vuelta

■ Mejor Personal ■ Mejor de la sesión ■ B Cruzando por el pit lane

Vlt.	Tiempo	Sector 1	Sector 2	Sector 3	Km/h	T. Sesión	Vlt.	Tiempo	Sector 1	Sector 2	Sector 3	Km/h	T. Sesión
4	26:05.380 B	30.138	40.722	...	9.0	32:06.659	7	2:00.607	32.646	44.037	43.924	117.4	36:42.613
5	1:53.529	30.905	40.822	41.802	124.7	34:00.188	8	1:59.100	32.185	43.529	43.386	118.9	38:41.713
6	1:54.365	30.679	40.710	42.976	123.8	35:54.553	9	1:58.477	32.051	43.252	43.174	119.5	40:40.190
7	1:57.596	31.133	41.614	44.849	120.4	37:52.149	10	1:57.962	31.904	42.902	43.156	120.0	42:38.152
8	1:53.079	30.323	41.188	41.568	125.2	39:45.228	11	2:01.982	34.342	43.944	43.696	116.1	44:40.134
9	1:51.450	30.196	40.269	40.985	127.0	41:36.678	12	1:58.846	32.251	43.315	43.280	119.1	46:38.980
10	1:56.916	30.448	45.119	41.349	121.1	43:33.594	13	1:58.435	31.988	43.130	43.317	119.5	48:37.415
11	1:54.536	30.146	42.817	41.573	123.6	45:28.130	14	1:58.815	32.784	43.245	42.786	119.2	50:36.230
12	1:55.094	31.641	41.757	41.696	123.0	47:23.224	15	1:57.144	31.177	43.342	42.625	120.9	52:33.374
13	1:51.933	30.387	40.332	41.214	126.5	49:15.157	34 Eitan Gabriel GRAS CORDON URU						
14	1:51.527	30.277	40.205	41.045	127.0	51:06.684	AUSTIN RACING VHC LIQUI MOLY BEON						
15	1:51.458	30.266	40.324	40.868	127.0	52:58.142	1	2:13.067	45.848	44.487	42.732	106.4	2:13.067
22 Ben Richard AUSTIN GBR							2	2:10.404 B	31.299	43.226	55.879	108.6	4:23.471
AUSTIN RACING VHC LIQUI MOLY BEON							3	2:03.134	39.915	41.803	41.416	115.0	6:26.605
1	2:05.142	39.490	43.535	42.117	113.1	2:05.142	4	23:34.215 B	30.388	42.064	...	10.0	30:00.820
2	1:58.161	32.598	42.606	42.957	119.8	4:03.303	5	2:06.854	41.322	42.579	42.953	111.6	32:07.674
3	1:55.890	30.361	43.525	42.004	122.2	5:59.193	6	1:53.558	30.263	41.723	41.572	124.7	34:01.232
4	24:03.651 B	30.734	42.230	...	9.8	30:02.844	7	1:52.763	30.174	41.210	41.379	125.6	35:53.995
5	2:07.988	40.567	43.314	44.107	110.6	32:10.832	8	1:57.062	33.989	41.584	41.489	121.0	37:51.057
6	1:55.913	30.333	43.112	42.468	122.2	34:06.745	9	1:52.388	30.090	41.111	41.187	126.0	39:43.445
7	1:56.237	31.589	42.270	42.378	121.8	36:02.982	10	1:53.587	30.106	41.157	42.324	124.7	41:37.032
8	1:55.471	30.765	42.645	42.061	122.6	37:58.453	11	1:56.282	32.059	42.934	41.289	121.8	43:33.314
9	1:54.662	30.830	41.782	42.050	123.5	39:53.115	12	1:55.754	30.208	43.543	42.003	122.3	45:29.068
10	1:55.575	31.004	42.147	42.424	122.5	41:48.690	13	1:51.866	30.249	40.842	40.775	126.6	47:20.934
11	1:55.267	30.853	42.131	42.283	122.8	43:43.957	14	1:51.870	30.176	40.715	40.979	126.6	49:12.804
12	1:55.616	30.938	42.189	42.489	122.5	45:39.573	15	1:51.723	30.166	40.751	40.806	126.7	51:04.527
13	2:50.950 B	31.874	43.410	1:35.666	82.8	48:30.523	35 Adrian COVARRUBIAS GARCIA SPA						
14	2:02.851	38.509	42.021	42.321	115.3	50:33.374	PM MOTORSPORT MIR RACING						
15	1:55.169	30.862	42.034	42.273	122.9	52:28.543	1	2:07.026	40.921	43.679	42.426	111.5	2:07.026
24 Jayant CHOTE NED							2	2:04.400	34.260	47.610	42.530	113.8	4:11.426
CUNA DE CAMPEONES MIR RACING							3	1:56.780	32.115	42.101	42.564	121.2	6:08.206
1	2:37.116	56.981	51.576	48.559	90.1	2:37.116	4	24:00.977 B	32.260	41.799	...	9.8	30:09.183
2	2:10.100	36.323	47.732	46.045	108.8	4:47.216	5	2:12.290	44.920	44.212	43.158	107.0	32:21.473
3	2:05.295	34.129	45.858	45.308	113.0	6:52.511	6	1:57.868	32.412	42.324	43.132	120.1	34:19.341
4	23:12.406 B	33.899	10.2	30:04.917	7	1:58.605	31.879	42.690	44.036	119.4	36:17.946
5	2:24.480	49.160	48.071	47.249	98.0	32:29.397	8	1:56.424	31.951	41.795	42.678	121.6	38:14.370
6	2:03.999	34.117	45.093	44.789	114.2	34:33.396	9	1:59.529	33.117	43.095	43.317	118.5	40:13.899
7	2:00.730	32.941	43.763	44.026	117.3	36:34.126	10	2:00.342	31.936	42.431	45.975	117.7	42:14.241
8	1:59.048	32.361	43.276	43.411	118.9	38:33.174	11	1:56.522	31.922	41.814	42.786	121.5	44:10.763
9	1:58.113	32.206	42.669	43.238	119.9	40:31.287	12	1:56.374	32.040	41.804	42.530	121.7	46:07.137
10	1:57.770	32.220	42.614	42.936	120.2	42:29.057	13	1:56.149	31.964	41.786	42.399	121.9	48:03.286
11	1:57.361	32.287	42.364	42.710	120.6	44:26.418	14	2:05.716	32.485	47.011	46.220	112.6	50:09.002
12	1:57.157	32.059	42.415	42.683	120.9	46:23.575	15	1:59.540	33.687	42.724	43.129	118.4	52:08.542
13	1:57.470	32.081	42.309	43.080	120.5	48:21.045	16	1:58.019	32.137	42.603	43.279	120.0	54:06.561
14	2:01.561	34.282	43.862	43.417	116.5	50:22.606	37 Montague James AMER GBR						
15	1:57.560	32.193	42.513	42.854	120.4	52:20.166	AUSTIN RACING VHC LIQUI MOLY						
25 Kyle PAYNE GBR							1	2:15.442	43.678	47.742	44.022	104.5	2:15.442
CUNA DE CAMPEONES MIR RACING							2	1:59.585	32.527	44.106	42.952	118.4	4:15.027
1	2:18.655	46.728	47.112	44.815	102.1	2:18.655	3	1:58.688	32.452	43.328	42.908	119.3	6:13.715
2	2:00.386	32.892	44.199	43.295	117.6	4:19.041	4	25:49.730 B	31.760	...	9.1	32:03.445	
3	1:58.985	32.275	43.643	43.067	119.0	6:18.026	5	2:14.955	44.361	46.096	44.498	104.9	34:18.400
4	24:05.564 B	31.893	43.629	...	9.8	30:23.590	6	1:58.273	32.111	43.248	42.914	119.7	36:16.673
5	2:15.866	43.567	46.958	45.341	104.2	32:39.456	7	1:57.498	31.760	43.021	42.717	120.5	38:14.171
6	2:02.550	32.882	44.587	45.081	115.5	34:42.006	8	1:57.956	31.985	42.963	43.008	120.0	40:12.127



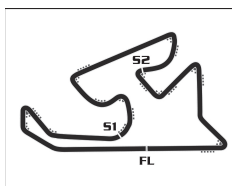
Premoto3/Promo3 ESBK ENT. CRONOMETRADO

Vuelta a vuelta

CIRCUITO DE NAVARRA 3.933 m.

■ Mejor Personal ■ Mejor de la sesión ■ Cruzando por el pit lane

Vlt.	Tiempo	Sector 1	Sector 2	Sector 3	Km/h	T. Sesión	Vlt.	Tiempo	Sector 1	Sector 2	Sector 3	Km/h	T. Sesión
9	2:00.106	32.867	44.131	43.108	117.9	42:12.233	11	1:56.181	31.733	42.263	42.185	121.9	43:59.728
10	3:32.892 B	32.319	43.095	2:17.478	66.5	45:45.125	12	1:55.985	31.674	42.171	42.140	122.1	45:55.713
11	2:08.239	39.975	45.409	42.855	110.4	47:53.364	13	1:57.027	31.565	42.698	42.764	121.0	47:52.740
12	1:57.109	31.835	42.638	42.636	120.9	49:50.473	14	1:57.009	31.897	42.268	42.844	121.0	49:49.749
13	1:56.591	31.645	42.302	42.644	121.4	51:47.064	15	1:56.476	31.751	42.263	42.462	121.6	51:46.225
14	1:56.354	31.576	42.393	42.385	121.7	53:43.418	16	1:56.426	31.705	42.313	42.408	121.6	53:42.651
41	Yvonne CERPA CUELLAR	SPA					54	Jesus RIOS MALDONADO	SPA				
	IGAXTEAM	BEON						MRE TALENT	CORSE				
1	2:03.682	39.339	42.823	41.520	114.5	2:03.682	1	2:18.074	42.720	50.397	44.957	102.5	2:18.074
2	1:54.475	30.969	41.849	41.657	123.7	3:58.157	2	1:56.976	32.278	42.401	42.297	121.0	4:15.050
3	1:52.514	30.424	41.120	40.970	125.8	5:50.671	3	1:55.908	31.816	41.777	42.315	122.2	6:10.958
4	1:52.489	30.755	41.110	40.624	125.9	7:43.160	4	28:42.621 B	32.002	41.151	...	8.2	34:53.579
5	22:18.780 B				10.6	30:01.940	5	2:22.849	47.209	47.887	47.753	99.1	37:16.428
6	2:07.682	40.673	43.052	43.957	110.9	32:09.622	6	2:03.196	34.106	44.709	44.381	114.9	39:19.624
7	1:53.530	30.390	41.412	41.728	124.7	34:03.152	7	1:57.853	32.313	42.006	43.534	120.1	41:17.477
8	1:52.364	30.189	41.196	40.979	126.0	35:55.516	8	1:57.573	31.960	41.784	43.829	120.4	43:15.050
9	1:54.339	30.485	41.895	41.959	123.8	37:49.855	9	2:22.781 B	33.865	44.370	1:04.546	99.2	45:37.831
10	1:53.786	31.185	41.550	41.051	124.4	39:43.641	57	Ruben ROMERO ARIAS	SPA				
11	1:52.552	30.272	41.040	41.240	125.8	41:36.193		ILUSION TEAM	BEON				
12	1:54.759	30.636	43.123	41.000	123.4	43:30.952	1	2:45.817	1:19.561	44.285	41.971	85.4	2:45.817
13	2:01.405	37.185	42.458	41.762	116.6	45:32.357	2	1:54.509	31.144	41.682	41.683	123.6	4:40.326
14	1:52.741	30.466	41.270	41.005	125.6	47:25.098	3	1:53.282	30.871	41.476	40.935	125.0	6:33.608
15	1:52.314	30.436	40.684	41.194	126.1	49:17.412	4	25:39.785 B	30.830	41.455	...	9.2	32:13.393
16	1:52.320	30.388	40.778	41.154	126.1	51:09.732	5	1:55.716	31.689	41.869	42.158	122.4	34:09.109
17	1:53.123	31.009	41.030	41.084	125.2	53:02.855	6	1:54.381	31.065	41.444	41.872	123.8	36:03.490
44	Mark PEREZ FERRANDO	SPA					58	Jose Luis ARMARIO ROMERO	SPA				
	CUNA DE CAMPEONES	MIR RACING						GM FUEL-VRC TEAM	MIR RACING				
1	2:15.164	43.555	47.619	43.990	104.8	2:15.164	1	2:13.204	44.545	45.300	43.359	106.3	2:13.204
2	1:59.514	32.627	43.921	42.966	118.5	4:14.678	2	1:54.020	31.304	41.669	41.047	124.2	4:07.224
3	1:58.250	32.556	42.949	42.745	119.7	6:12.928	3	1:53.252	30.911	40.737	41.604	125.0	6:00.476
4	24:57.367 B	31.815			9.5	31:10.295	4	24:11.467 B	30.489	40.645	...	9.8	30:11.943
5	2:18.013	44.518	47.675	45.820	102.6	33:28.308	5	2:11.859	44.877	44.628	42.354	107.4	32:23.802
6	2:03.982	33.583	45.009	45.390	114.2	35:32.290	6	1:52.592	30.306	40.887	41.399	125.8	34:16.394
7	1:59.378	32.392	43.278	43.708	118.6	37:31.668	7	1:51.266	30.165	40.281	40.820	127.3	36:07.660
8	1:58.623	32.041	43.042	43.540	119.4	39:30.291	8	1:50.507	29.894	40.073	40.540	128.1	37:58.167
9	1:58.196	32.137	42.834	43.225	119.8	41:28.487	9	1:51.750	30.294	40.636	40.820	126.7	39:49.917
10	1:57.864	32.070	42.607	43.187	120.1	43:26.351	10	1:50.923	30.034	40.207	40.682	127.6	41:40.840
11	2:20.942	37.582	50.680	52.680	100.5	45:47.293	11	1:56.719	30.120	43.584	43.015	121.3	43:37.559
12	2:02.309	32.859	44.013	45.437	115.8	47:49.602	12	1:57.306	30.410	44.326	42.570	120.7	45:34.865
13	2:19.618	43.037	47.534	49.047	101.4	50:09.220	13	5:46.509 B	31.070	42.767	4:32.672	40.9	51:21.374
14	1:59.204	32.498	43.593	43.113	118.8	52:08.424	14	2:08.041	44.298	41.624	42.119	110.6	53:29.415
15	1:57.912	32.020	42.703	43.189	120.1	54:06.336	94	Marc AGUILAR GOMEZ	SPA				
	Xavier MARTINEZ SOSA	SPA							BEON				
	CUNA DE CAMPEONES	MIR RACING											
1	2:09.512	42.484	43.982	43.046	109.3	2:09.512	1	3:20.192	1:52.973	44.243	42.976	70.7	3:20.192
2	1:57.689	31.996	43.150	42.543	120.3	4:07.201	2	1:54.105	30.897	41.821	41.387	124.1	5:14.297
3	1:56.699	31.519	42.829	42.351	121.3	6:03.900	3	1:52.902	30.497	41.229	41.176	125.4	7:07.199
4	24:04.201 B	31.478	42.588	...	9.8	30:08.101							
5	2:13.090	45.791	43.823	43.476	106.4	32:21.191							
6	1:57.045	31.687	42.585	42.773	121.0	34:18.236							
7	1:56.364	31.690	42.203	42.471	121.7	36:14.600							
8	1:56.227	31.528	42.237	42.462	121.8	38:10.827							
9	1:56.402	31.591	42.361	42.450	121.6	40:07.229							
10	1:56.318	31.609	42.288	42.421	121.7	42:03.547							



CIRCUITO DE NAVARRA 3.933 m.

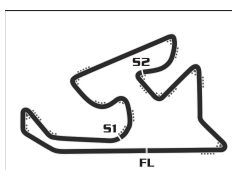
Premoto3/Promo3 ESBK ENT. CRONOMETRADO

Vuelta a vuelta

■ Mejor Personal ■ Mejor de la sesión B Cruzando por el pit lane

Vlt.	Tiempo	Sector 1	Sector 2	Sector 3	Km/h	T. Sesión	Vlt.	Tiempo	Sector 1	Sector 2	Sector 3	Km/h	T. Sesión
4	24:08.852 B	30.410			9.8	31:16.051							
5	2:09.154	40.778	44.291	44.085	109.6	33:25.205							
6	1:54.452	30.763	41.795	41.894	123.7	35:19.657							
7	1:53.551	30.450	41.454	41.647	124.7	37:13.208							
8	1:53.262	30.537	41.226	41.499	125.0	39:06.470							
9	1:53.027	30.498	41.250	41.279	125.3	40:59.497							
10	1:55.776	31.072	42.854	41.850	122.3	42:55.273							
11	1:53.921	30.898	41.519	41.504	124.3	44:49.194							
12	1:54.432	31.583	41.355	41.494	123.7	46:43.626							
13	1:53.079	30.264	41.207	41.608	125.2	48:36.705							
14	1:53.699	30.702	41.464	41.533	124.5	50:30.404							
15	1:53.180	30.655	41.136	41.389	125.1	52:23.584							

98		Mika SIEBDRATH	GER										
		CUNA DE CAMPEONES	MIR RACING										
1	2:21.778	46.334	50.210	45.234	99.9	2:21.778							
2	2:03.846	33.719	45.494	44.633	114.3	4:25.624							
3	2:01.552	33.075	44.311	44.166	116.5	6:27.176							
4	23:41.932 B	32.628	44.403	...	10.0	30:09.108							
5	2:19.311	46.537	47.043	45.731	101.6	32:28.419							
6	2:01.628	32.948	44.444	44.236	116.4	34:30.047							
7	2:00.456	32.610	43.946	43.900	117.5	36:30.503							
8	1:59.954	32.684	43.817	43.453	118.0	38:30.457							
9	2:01.290	32.607	44.447	44.236	116.7	40:31.747							
10	1:59.613	32.400	43.619	43.594	118.4	42:31.360							
11	2:04.993	32.487	43.604	48.902	113.3	44:36.353							
12	3:14.876 B	34.791	46.569	1:53.516	72.7	47:51.229							
13	2:17.351	44.371	47.006	45.974	103.1	50:08.580							
14	1:59.878	32.465	43.834	43.579	118.1	52:08.458							
15	1:59.712	32.628	43.490	43.594	118.3	54:08.170							



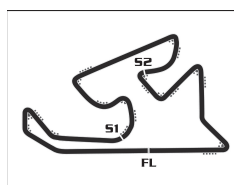
CIRCUITO DE NAVARRA 3.933 m.

Premoto3/Promo3 ESBK ENT. CRONOMETRADO

Vuelta a vuelta

■ Mejor Personal ■ Mejor de la sesión ■ Cruzando por el pit lane

Vlt.	Tiempo	Sector 1	Sector 2	Sector 3	Km/h	T. Sesión	Vlt.	Tiempo	Sector 1	Sector 2	Sector 3	Km/h	T. Sesión
7	Xavi VIDAL FERNANDEZ SPA												
	CUNA DE CAMPEONES						MIR RACING						
1	2:10.840	43.231	44.056	43.553	108.2	2:10.840	4	24:09.434 B	31.477	41.459	...	9.8	30:07.458
2	1:57.270	32.243	42.465	42.562	120.7	4:08.110	5	2:12.721	46.033	43.590	43.098	106.7	32:20.179
3	1:56.199	31.794	42.092	42.313	121.8	6:04.309	6	1:56.441	31.605	42.193	42.643	121.6	34:16.620
4	24:03.543 B	31.535	42.300	...	9.8	30:07.852	7	1:54.871	31.394	41.448	42.029	123.3	36:11.491
5	2:13.191	45.872	43.695	43.624	106.3	32:21.043	8	1:54.665	31.431	41.289	41.945	123.5	38:06.156
6	1:57.838	32.252	42.568	43.018	120.2	34:18.881	9	1:55.543	31.615	41.564	42.364	122.5	40:01.699
7	1:56.791	32.014	42.066	42.711	121.2	36:15.672	10	1:54.913	31.509	41.365	42.039	123.2	41:56.612
8	1:56.543	31.744	41.971	42.828	121.5	38:12.215	11	1:54.737	31.551	41.337	41.849	123.4	43:51.349
9	3:27.705 B	31.752	41.961	2:13.992	68.2	41:39.920	12	1:56.881	31.286	42.675	42.920	121.1	45:48.230
10	2:10.363	43.792	43.438	43.133	108.6	43:50.283	13	1:59.887	32.078	44.080	43.729	118.1	47:48.117
11	1:57.213	32.128	42.037	43.048	120.8	45:47.496	14	1:57.002	31.969	41.594	43.439	121.0	49:45.119
12	3:38.916 B	32.324	43.627	2:22.965	64.7	49:26.412	15	1:56.211	31.542	41.647	43.022	121.8	51:41.330
13	2:11.938	42.827	45.143	43.968	107.3	51:38.350	16	1:54.680	31.453	41.456	41.771	123.5	53:36.010
14	1:57.613	32.330	42.195	43.088	120.4	53:35.963							
8	Marco GARCIA MIGUEL SPA												
	IGAXTEAM						BEON						
1	2:04.233	39.135	43.370	41.728	114.0	2:04.233	1	3:19.842	1:52.548	44.430	42.864	70.8	3:19.842
2	1:53.036	30.657	41.321	41.058	125.3	3:57.269	2	1:53.836	30.921	41.730	41.185	124.4	5:13.678
3	1:54.707	31.750	41.799	41.158	123.4	5:51.976	3	1:52.997	30.567	41.398	41.032	125.3	7:06.675
4	1:52.034	30.369	40.981	40.684	126.4	7:44.010	4	24:10.923 B	30.414	9.8	31:17.598
5	22:18.268 B	10.6	30:02.278	5	2:07.353	38.658	44.473	44.222	111.2	33:24.951
6	2:06.669	40.907	42.301	43.461	111.8	32:08.947	6	1:54.235	30.756	41.727	41.752	123.9	35:19.186
7	1:53.379	30.624	41.257	41.498	124.9	34:02.326	7	1:53.845	30.644	41.510	41.691	124.4	37:13.031
8	1:52.950	30.484	41.313	41.153	125.4	35:55.276	8	1:52.865	30.367	41.059	41.439	125.4	39:05.896
9	1:55.690	30.569	42.921	42.200	122.4	37:50.966	9	1:52.793	30.375	41.095	41.323	125.5	40:58.689
10	1:53.101	30.471	41.553	41.077	125.2	39:44.067	10	1:56.839	30.649	43.352	42.838	121.2	42:55.528
11	1:52.631	30.246	40.944	41.441	125.7	41:36.698	11	1:53.954	30.776	41.794	41.384	124.3	44:49.482
12	1:52.762	30.609	40.987	41.166	125.6	43:29.460	12	1:53.545	30.794	41.063	41.688	124.7	46:43.027
13	1:58.779	34.876	41.382	42.521	119.2	45:28.239	13	1:53.864	30.456	41.185	42.223	124.3	48:36.891
14	1:52.708	30.661	40.936	41.111	125.6	47:20.947	14	1:53.690	30.685	41.536	41.469	124.5	50:30.581
15	1:52.075	30.428	40.777	40.870	126.3	49:13.022	15	1:52.626	30.245	40.964	41.417	125.7	52:23.207
16	1:51.668	30.183	40.835	40.650	126.8	51:04.690							
17	1:55.430	33.020	41.190	41.220	122.7	53:00.120							
9	Elliott KASSIGIAN FRA												
	CUNA DE CAMPEONES						MIR RACING						
1	2:21.709	48.335	47.717	45.657	99.9	2:21.709	1	2:26.389	54.424	47.012	44.953	96.7	2:26.389
2	2:05.200	34.323	46.031	44.846	113.1	4:26.909	2	2:00.757	32.934	43.958	43.865	117.3	4:27.146
3	2:03.839	34.024	45.374	44.441	114.3	6:30.748	3	2:00.359	32.407	43.988	43.964	117.6	6:27.505
4	23:55.929 B	33.491	9.9	30:26.677	4	23:44.580 B	33.609	9.9	30:12.085
5	2:16.678	43.241	46.953	46.484	103.6	32:43.355	5	2:17.599	44.462	46.687	46.450	102.9	32:29.684
6	2:04.592	33.897	45.203	45.492	113.6	34:47.947	6	9:53.375 B	32.861	44.640	8:35.874	23.9	42:23.059
7	2:04.012	33.657	45.146	45.209	114.2	36:51.959							
8	2:03.336	33.476	44.724	45.136	114.8	38:55.295							
9	2:03.396	33.540	44.788	45.068	114.7	40:58.691							
10	2:05.107	34.842	45.050	45.215	113.2	43:03.798							
11	2:05.089	33.933	45.501	45.655	113.2	45:08.887							
11	David GONZALEZ PEREZ SPA												
	CUNA DE CAMPEONES						MIR RACING						
1	2:06.804	41.143	43.163	42.498	111.7	2:06.804	1	2:00.135	36.942	41.782	41.411	117.9	2:00.135
2	1:55.609	31.621	42.065	41.923	122.5	4:02.413	2	1:52.123	30.373	40.939	40.811	126.3	3:52.258
3	1:55.611	31.975	41.898	41.738	122.5	5:58.024	3	1:51.354	30.207	40.575	40.572	127.2	5:43.612
							4	1:51.386	30.161	40.613	40.612	127.1	7:34.998
							5	24:35.499 B	...	42.228	46.543	9.6	32:10.497
							6	1:52.495	30.165	40.954	41.376	125.9	34:02.992
							7	1:51.886	29.898	40.836	41.152	126.5	35:54.878
							8	6:34.240 B	30.367	43.258	5:20.615	35.9	42:29.118
18	Pablo OLIVARES RODRIGUEZ SPA												
	GM FUEL-VRC TEAM						MIR RACING						
1	2:13.755	44.985	45.754	43.016	105.9	2:13.755	1	2:13.755	44.985	45.754	43.016	105.9	2:13.755
2	1:54.192	30.871	42.151	41.170	124.0	4:07.947	2	1:54.192	30.871	42.151	41.170	124.0	4:07.947
3	1:53.332	31.076	41.411	40.845	124.9	6:01.279	3	1:53.332	31.076	41.411	40.845	124.9	6:01.279



Premoto3/Promo3
ESBK
ENT. CRONOMETRADO

Vuelta a vuelta

CIRCUITO DE NAVARRA 3.933 m.

Mejor Personal Mejor de la sesión Cruzando por el pit lane

Vlt.	Tiempo	Sector 1	Sector 2	Sector 3	Km/h	T. Sesión	Vlt.	Tiempo	Sector 1	Sector 2	Sector 3	Km/h	T. Sesión
4	26:05.380 B	30.138	40.722	...	9.0	32:06.659	7	2:00.607	32.646	44.037	43.924	117.4	36:42.613
5	1:53.529	30.905	40.822	41.802	124.7	34:00.188	8	1:59.100	32.185	43.529	43.386	118.9	38:41.713
6	1:54.365	30.679	40.710	42.976	123.8	35:54.553	9	1:58.477	32.051	43.252	43.174	119.5	40:40.190
7	1:57.596	31.133	41.614	44.849	120.4	37:52.149	10	1:57.962	31.904	42.902	43.156	120.0	42:38.152
8	1:53.079	30.323	41.188	41.568	125.2	39:45.228	11	2:01.982	34.342	43.944	43.696	116.1	44:40.134
9	1:51.450	30.196	40.269	40.985	127.0	41:36.678	12	1:58.846	32.251	43.315	43.280	119.1	46:38.980
10	1:56.916	30.448	45.119	41.349	121.1	43:33.594	13	1:58.435	31.988	43.130	43.317	119.5	48:37.415
11	1:54.536	30.146	42.817	41.573	123.6	45:28.130	14	1:58.815	32.784	43.245	42.786	119.2	50:36.230
12	1:55.094	31.641	41.757	41.696	123.0	47:23.224	15	1:57.144	31.177	43.342	42.625	120.9	52:33.374
13	1:51.933	30.387	40.332	41.214	126.5	49:15.157							
14	1:51.527	30.277	40.205	41.045	127.0	51:06.684							
15	1:51.458	30.266	40.324	40.868	127.0	52:58.142							

22 Ben Richard AUSTIN GBR
AUSTIN RACING VHC LIQUI MOLY BEON

1	2:05.142	39.490	43.535	42.117	113.1	2:05.142
2	1:58.161	32.598	42.606	42.957	119.8	4:03.303
3	1:55.890	30.361	43.525	42.004	122.2	5:59.193
4	24:03.651 B	30.734	42.230	...	9.8	30:02.844
5	2:07.988	40.567	43.314	44.107	110.6	32:10.832
6	1:55.913	30.333	43.112	42.468	122.2	34:06.745
7	1:56.237	31.589	42.270	42.378	121.8	36:02.982
8	1:55.471	30.765	42.645	42.061	122.6	37:58.453
9	1:54.662	30.830	41.782	42.050	123.5	39:53.115
10	1:55.575	31.004	42.147	42.424	122.5	41:48.690
11	1:55.267	30.853	42.131	42.283	122.8	43:43.957
12	1:55.616	30.938	42.189	42.489	122.5	45:39.573
13	2:50.950 B	31.874	43.410	1:35.666	82.8	48:30.523
14	2:02.851	38.509	42.021	42.321	115.3	50:33.374
15	1:55.169	30.862	42.034	42.273	122.9	52:28.543

24 Jayant CHOTE NED
CUNA DE CAMPEONES MIR RACING

1	2:37.116	56.981	51.576	48.559	90.1	2:37.116
2	2:10.100	36.323	47.732	46.045	108.8	4:47.216
3	2:05.295	34.129	45.858	45.308	113.0	6:52.511
4	23:12.406 B	33.899	10.2	30:04.917
5	2:24.480	49.160	48.071	47.249	98.0	32:29.397
6	2:03.999	34.117	45.093	44.789	114.2	34:33.396
7	2:00.730	32.941	43.763	44.026	117.3	36:34.126
8	1:59.048	32.361	43.276	43.411	118.9	38:33.174
9	1:58.113	32.206	42.669	43.238	119.9	40:31.287
10	1:57.770	32.220	42.614	42.936	120.2	42:29.057
11	1:57.361	32.287	42.364	42.710	120.6	44:26.418
12	1:57.157	32.059	42.415	42.683	120.9	46:23.575
13	1:57.470	32.081	42.309	43.080	120.5	48:21.045
14	2:01.561	34.282	43.862	43.417	116.5	50:22.606
15	1:57.560	32.193	42.513	42.854	120.4	52:20.166

25 Kyle PAYNE GBR
CUNA DE CAMPEONES MIR RACING

1	2:18.655	46.728	47.112	44.815	102.1	2:18.655
2	2:00.386	32.892	44.199	43.295	117.6	4:19.041
3	1:58.985	32.275	43.643	43.067	119.0	6:18.026
4	24:05.564 B	31.893	43.629	...	9.8	30:23.590
5	2:15.866	43.567	46.958	45.341	104.2	32:39.456
6	2:02.550	32.882	44.587	45.081	115.5	34:42.006

34 Eitan Gabriel GRAS CORDON URU
AUSTIN RACING VHC LIQUI MOLY BEON

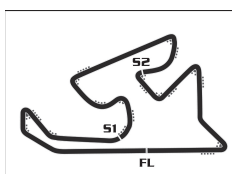
1	2:13.067	45.848	44.487	42.732	106.4	2:13.067
2	2:10.404 B	31.299	43.226	55.879	108.6	4:23.471
3	2:03.134	39.915	41.803	41.416	115.0	6:26.605
4	23:34.215 B	30.388	42.064	...	10.0	30:00.820
5	2:06.854	41.322	42.579	42.953	111.6	32:07.674
6	1:53.558	30.263	41.723	41.572	124.7	34:01.232
7	1:52.763	30.174	41.210	41.379	125.6	35:53.995
8	1:57.062	33.989	41.584	41.489	121.0	37:51.057
9	1:52.388	30.090	41.111	41.187	126.0	39:43.445
10	1:53.587	30.106	41.157	42.324	124.7	41:37.032
11	1:56.282	32.059	42.934	41.289	121.8	43:33.314
12	1:55.754	30.208	43.543	42.003	122.3	45:29.068
13	1:51.866	30.249	40.842	40.775	126.6	47:20.934
14	1:51.870	30.176	40.715	40.979	126.6	49:12.804
15	1:51.723	30.166	40.751	40.806	126.7	51:04.527

35 Adrian COVARRUBIAS GARCIA SPA
PM MOTORSPORT MIR RACING

1	2:07.026	40.921	43.679	42.426	111.5	2:07.026
2	2:04.400	34.260	47.610	42.530	113.8	4:11.426
3	1:56.780	32.115	42.101	42.564	121.2	6:08.206
4	24:00.977 B	32.260	41.799	...	9.8	30:09.183
5	2:12.290	44.920	44.212	43.158	107.0	32:21.473
6	1:57.868	32.412	42.324	43.132	120.1	34:19.341
7	1:58.605	31.879	42.690	44.036	119.4	36:17.946
8	1:56.424	31.951	41.795	42.678	121.6	38:14.370
9	1:59.529	33.117	43.095	43.317	118.5	40:13.899
10	2:00.342	31.936	42.431	45.975	117.7	42:14.241
11	1:56.522	31.922	41.814	42.786	121.5	44:10.763
12	1:56.374	32.040	41.804	42.530	121.7	46:07.137
13	1:56.149	31.964	41.786	42.399	121.9	48:03.286
14	2:05.716	32.485	47.011	46.220	112.6	50:09.002
15	1:59.540	33.687	42.724	43.129	118.4	52:08.542
16	1:58.019	32.137	42.603	43.279	120.0	54:06.561

37 Montague James AMER GBR
AUSTIN RACING VHC LIQUI MOLY

1	2:15.442	43.678	47.742	44.022	104.5	2:15.442
2	1:59.585	32.527	44.106	42.952	118.4	4:15.027
3	1:58.688	32.452	43.328	42.908	119.3	6:13.715
4	25:49.730 B	31.760	9.1	32:03.445
5	2:14.955	44.361	46.096	44.498	104.9	34:18.400
6	1:58.273	32.111	43.248	42.914	119.7	36:16.673
7	1:57.498	31.760	43.021	42.717	120.5	38:14.171
8	1:57.956	31.985	42.963	43.008	120.0	40:12.127



Premoto3/Promo3
ESBK
ENT. CRONOMETRADO

Vuelta a vuelta

CIRCUITO DE NAVARRA 3.933 m.

■ Mejor Personal ■ Mejor de la sesión ■ Cruzando por el pit lane

Vlt.	Tiempo	Sector 1	Sector 2	Sector 3	Km/h	T. Sesión	Vlt.	Tiempo	Sector 1	Sector 2	Sector 3	Km/h	T. Sesión
9	2:00.106	32.867	44.131	43.108	117.9	42:12.233	11	1:56.181	31.733	42.263	42.185	121.9	43:59.728
10	3:32.892 B	32.319	43.095	2:17.478	66.5	45:45.125	12	1:55.985	31.674	42.171	42.140	122.1	45:55.713
11	2:08.239	39.975	45.409	42.855	110.4	47:53.364	13	1:57.027	31.565	42.698	42.764	121.0	47:52.740
12	1:57.109	31.835	42.638	42.636	120.9	49:50.473	14	1:57.009	31.897	42.268	42.844	121.0	49:49.749
13	1:56.591	31.645	42.302	42.644	121.4	51:47.064	15	1:56.476	31.751	42.263	42.462	121.6	51:46.225
14	1:56.354	31.576	42.393	42.385	121.7	53:43.418	16	1:56.426	31.705	42.313	42.408	121.6	53:42.651

41 Yvonne CERPA CUELLAR SPA						
IGAXTEAM BEON						
1	2:03.682	39.339	42.823	41.520	114.5	2:03.682
2	1:54.475	30.969	41.849	41.657	123.7	3:58.157
3	1:52.514	30.424	41.120	40.970	125.8	5:50.671
4	1:52.489	30.755	41.110	40.624	125.9	7:43.160
5	22:18.780 B				10.6	30:01.940
6	2:07.682	40.673	43.052	43.957	110.9	32:09.622
7	1:53.530	30.390	41.412	41.728	124.7	34:03.152
8	1:52.364	30.189	41.196	40.979	126.0	35:55.516
9	1:54.339	30.485	41.895	41.959	123.8	37:49.855
10	1:53.786	31.185	41.550	41.051	124.4	39:43.641
11	1:52.552	30.272	41.040	41.240	125.8	41:36.193
12	1:54.759	30.636	43.123	41.000	123.4	43:30.952
13	2:01.405	37.185	42.458	41.762	116.6	45:32.357
14	1:52.741	30.466	41.270	41.005	125.6	47:25.098
15	1:52.314	30.436	40.684	41.194	126.1	49:17.412
16	1:52.320	30.388	40.778	41.154	126.1	51:09.732
17	1:53.123	31.009	41.030	41.084	125.2	53:02.855

44 Mark PEREZ FERRANDO SPA						
CUNA DE CAMPEONES MIR RACING						
1	2:15.164	43.555	47.619	43.990	104.8	2:15.164
2	1:59.514	32.627	43.921	42.966	118.5	4:14.678
3	1:58.250	32.556	42.949	42.745	119.7	6:12.928
4	24:57.367 B	31.815			9.5	31:10.295
5	2:18.013	44.518	47.675	45.820	102.6	33:28.308
6	2:03.982	33.583	45.009	45.390	114.2	35:32.290
7	1:59.378	32.392	43.278	43.708	118.6	37:31.668
8	1:58.623	32.041	43.042	43.540	119.4	39:30.291
9	1:58.196	32.137	42.834	43.225	119.8	41:28.487
10	1:57.864	32.070	42.607	43.187	120.1	43:26.351
11	2:20.942	37.582	50.680	52.680	100.5	45:47.293
12	2:02.309	32.859	44.013	45.437	115.8	47:49.602
13	2:19.618	43.037	47.534	49.047	101.4	50:09.220
14	1:59.204	32.498	43.593	43.113	118.8	52:08.424
15	1:57.912	32.020	42.703	43.189	120.1	54:06.336

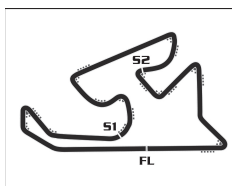
49 Xavier MARTINEZ SOSA SPA						
CUNA DE CAMPEONES MIR RACING						
1	2:09.512	42.484	43.982	43.046	109.3	2:09.512
2	1:57.689	31.996	43.150	42.543	120.3	4:07.201
3	1:56.699	31.519	42.829	42.351	121.3	6:03.900
4	24:04.201 B	31.478	42.588	...	9.8	30:08.101
5	2:13.090	45.791	43.823	43.476	106.4	32:21.191
6	1:57.045	31.687	42.585	42.773	121.0	34:18.236
7	1:56.364	31.690	42.203	42.471	121.7	36:14.600
8	1:56.227	31.528	42.237	42.462	121.8	38:10.827
9	1:56.402	31.591	42.361	42.450	121.6	40:07.229
10	1:56.318	31.609	42.288	42.421	121.7	42:03.547

54 Jesus RIOS MALDONADO SPA						
MRE TALENT CORSE						
1	2:18.074	42.720	50.397	44.957	102.5	2:18.074
2	1:56.976	32.278	42.401	42.297	121.0	4:15.050
3	1:55.908	31.816	41.777	42.315	122.2	6:10.958
4	28:42.621 B	32.002	41.151	...	8.2	34:53.579
5	2:22.849	47.209	47.887	47.753	99.1	37:16.428
6	2:03.196	34.106	44.709	44.381	114.9	39:19.624
7	1:57.853	32.313	42.006	43.534	120.1	41:17.477
8	1:57.573	31.960	41.784	43.829	120.4	43:15.050
9	2:22.781 B	33.865	44.370	1:04.546	99.2	45:37.831

57 Ruben ROMERO ARIAS SPA						
ILUSION TEAM BEON						
1	2:45.817	1:19.561	44.285	41.971	85.4	2:45.817
2	1:54.509	31.144	41.682	41.683	123.6	4:40.326
3	1:53.282	30.871	41.476	40.935	125.0	6:33.608
4	25:39.785 B	30.830	41.455	...	9.2	32:13.393
5	1:55.716	31.689	41.869	42.158	122.4	34:09.109
6	1:54.381	31.065	41.444	41.872	123.8	36:03.490
7	1:54.398	30.731	41.791	41.876	123.8	37:57.888
8	1:54.703	31.106	41.736	41.861	123.4	39:52.591
9	5:30.473 B	31.688	42.223	4:16.562	42.8	45:23.064
10	2:07.720	42.666	42.662	42.392	110.9	47:30.784
11	1:55.677	31.229	42.271	42.177	122.4	49:26.461
12	1:54.325	31.195	41.373	41.757	123.8	51:20.786
13	1:54.611	31.366	41.332	41.913	123.5	53:15.397

58 Jose Luis ARMARIO ROMERO SPA						
GM FUEL-VRC TEAM MIR RACING						
1	2:13.204	44.545	45.300	43.359	106.3	2:13.204
2	1:54.020	31.304	41.669	41.047	124.2	4:07.224
3	1:53.252	30.911	40.737	41.604	125.0	6:00.476
4	24:11.467 B	30.489	40.645	...	9.8	30:11.943
5	2:11.859	44.877	44.628	42.354	107.4	32:23.802
6	1:52.592	30.306	40.887	41.399	125.8	34:16.394
7	1:51.266	30.165	40.281	40.820	127.3	36:07.660
8	1:50.507	29.894	40.073	40.540	128.1	37:58.167
9	1:51.750	30.294	40.636	40.820	126.7	39:49.917
10	1:50.923	30.034	40.207	40.682	127.6	41:40.840
11	1:56.719	30.120	43.584	43.015	121.3	43:37.559
12	1:57.306	30.410	44.326	42.570	120.7	45:34.865
13	5:46.509 B	31.070	42.767	4:32.672	40.9	51:21.374
14	2:08.041	44.298	41.624	42.119	110.6	53:29.415

94 Marc AGUILAR GOMEZ SPA						
BEON						
1	3:20.192	1:52.973	44.243	42.976	70.7	3:20.192
2	1:54.105	30.897	41.821	41.387	124.1	5:14.297
3	1:52.902	30.497	41.229	41.176	125.4	7:07.199



CIRCUITO DE NAVARRA 3.933 m.


Premoto3/Promo3 ESBK ENT. CRONOMETRADO

Vuelta a vuelta

■ Mejor Personal ■ Mejor de la sesión B Cruzando por el pit lane

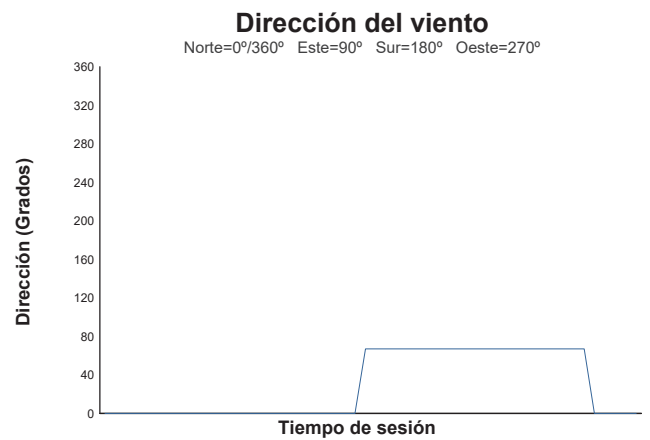
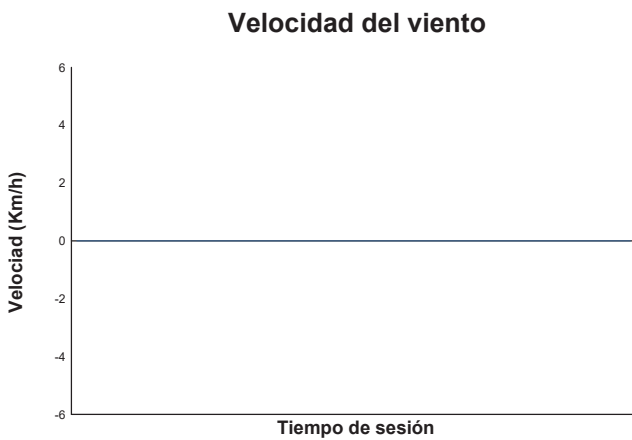
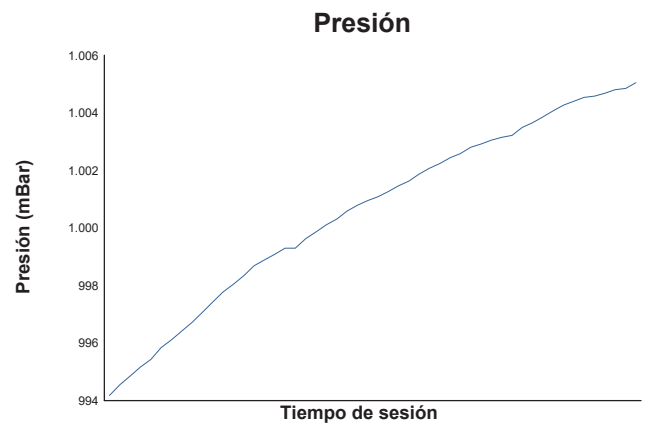
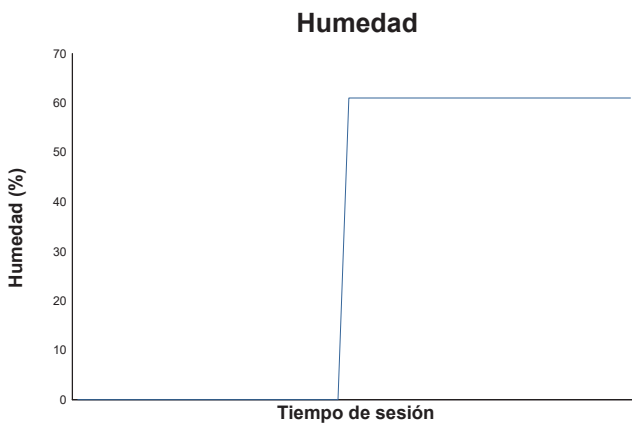
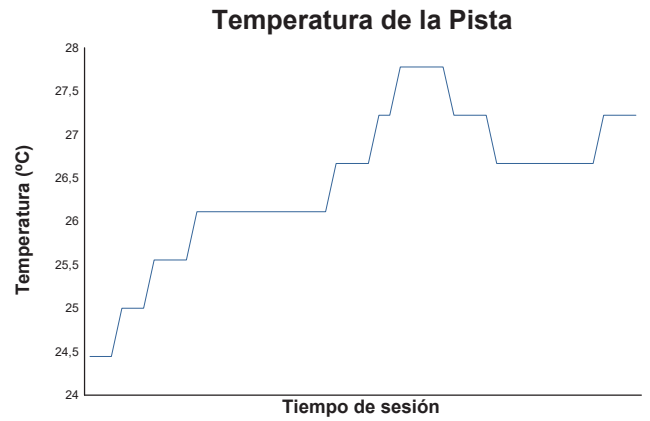
Vlt.	Tiempo	Sector 1	Sector 2	Sector 3	Km/h	T. Sesión	Vlt.	Tiempo	Sector 1	Sector 2	Sector 3	Km/h	T. Sesión
4	24:08.852 B	30.410			9.8	31:16.051							
5	2:09.154	40.778	44.291	44.085	109.6	33:25.205							
6	1:54.452	30.763	41.795	41.894	123.7	35:19.657							
7	1:53.551	30.450	41.454	41.647	124.7	37:13.208							
8	1:53.262	30.537	41.226	41.499	125.0	39:06.470							
9	1:53.027	30.498	41.250	41.279	125.3	40:59.497							
10	1:55.776	31.072	42.854	41.850	122.3	42:55.273							
11	1:53.921	30.898	41.519	41.504	124.3	44:49.194							
12	1:54.432	31.583	41.355	41.494	123.7	46:43.626							
13	1:53.079	30.264	41.207	41.608	125.2	48:36.705							
14	1:53.699	30.702	41.464	41.533	124.5	50:30.404							
15	1:53.180	30.655	41.136	41.389	125.1	52:23.584							

98		Mika SIEBDRATH		GER		
		CUNA DE CAMPEONES		MIR RACING		
1	2:21.778	46.334	50.210	45.234	99.9	2:21.778
2	2:03.846	33.719	45.494	44.633	114.3	4:25.624
3	2:01.552	33.075	44.311	44.166	116.5	6:27.176
4	23:41.932 B	32.628	44.403	...	10.0	30:09.108
5	2:19.311	46.537	47.043	45.731	101.6	32:28.419
6	2:01.628	32.948	44.444	44.236	116.4	34:30.047
7	2:00.456	32.610	43.946	43.900	117.5	36:30.503
8	1:59.954	32.684	43.817	43.453	118.0	38:30.457
9	2:01.290	32.607	44.447	44.236	116.7	40:31.747
10	1:59.613	32.400	43.619	43.594	118.4	42:31.360
11	2:04.993	32.487	43.604	48.902	113.3	44:36.353
12	3:14.876 B	34.791	46.569	1:53.516	72.7	47:51.229
13	2:17.351	44.371	47.006	45.974	103.1	50:08.580
14	1:59.878	32.465	43.834	43.579	118.1	52:08.458
15	1:59.712	32.628	43.490	43.594	118.3	54:08.170



ESBK
Premoto3/Promo3
ENT. CRONOMETRADO

Informe meteorológico



Estado de pista: **SECO**