

Moto4 ESBK ENT. CRONOMETRADO

CIRCUITO DE NAVARRA 3.933 m.

Clasificación

Nº	Piloto	Nac	Equipo	Moto	Neum.	Cl.	Tiempo	Vlt.	Total	Dif.	Km/h
1	45 Alex LONGARELA MONTES	SPA	IGAXTEAM	BEON	DUNLOP	Moto4	1:57.712	12	12	-	120.3
2	8 Nikola MIROSLAVOV NIKOLA	BUL	METMOTO RING RACING16	BEON	DUNLOP	Moto4	1:58.587	13	15	+0.875	119.4
3	71 Carlos CANO TORTOSA	SPA	H43 TEAM NOBBY	BEON	DUNLOP	Moto4	1:58.670	9	15	+0.958	119.3
4	46 Alvaro LUCAS ESTEVE	SPA	MRE TALENT	CORSE	DUNLOP	Moto4	1:59.171	8	13	+1.459	118.8
5	10 Afonso DUARTE DE ALMEIDA	POR	MIGUEL OLIVEIRA FAN CLUB RACING TEAM	BEON	DUNLOP	Moto4	1:59.280	13	13	+1.568	118.7
6	49 Izan RODRIGUEZ ALVAREZ	SPA	ETG RACING	BEON	DUNLOP	Moto4	1:59.292	5	10	+1.580	118.7
7	33 Enzo HOARAU	FRA	JEG RACING	BEON	DUNLOP	Moto4	1:59.439	11	11	+1.727	118.5
8	7 Beñat FERNANDEZ ETXEBERIS	SPA	AUSTIN RACING VHC LIQUI MOLY	CORSE	DUNLOP	Moto4	1:59.473	12	12	+1.761	118.5
9	17 Pedro ALOMAR BOVER	SPA	IGAXTEAM	BEON	DUNLOP	Moto4	1:59.635	11	12	+1.923	118.3
10	26 Alejandra FERNANDEZ GARCIA	SPA	CUNA DE CAMPEONES	MIR RACING	DUNLOP	Moto4	1:59.720	10	12	+2.008	118.3
11	84 Lorenzo GUYAU	FRA	TECH SOLUTIONS	BEON	DUNLOP	Moto4	1:59.848	12	12	+2.136	118.1
12	12 Adriano DONOSO RODRIGO	SPA	FIFTY MOTORSPORT	BEON	DUNLOP	Moto4	2:00.346	6	15	+2.634	117.7
13	22 Jose Luis TORRALBA ROLDA	SPA	C.D TORRACING	BEON	DUNLOP	Moto4	2:00.624	12	15	+2.912	117.4
14	5 Miguel BERNAL ARNAL	SPA	MRE TALENT	CORSE	DUNLOP	Moto4	2:00.864	11	11	+3.152	117.1
15	77 Kerman D. MARTINEZ VELASCO	SPA			DUNLOP	Moto4	2:00.877	11	13	+3.165	117.1
16	70 Iaroslav KARPUSHIN	RUS	AUSTIN RACING VHC LIQUI MOLY	CORSE	DUNLOP	Moto4	2:00.956	9	11	+3.244	117.1
17	48 Andres GARCIA GONZALEZ	SPA	TEAM SPNEMACOMPETICION	MIR RACING	DUNLOP	Moto4	2:01.616	12	15	+3.904	116.4
18	44 Ivan UCEDA LOPEZ	SPA	IGAXTEAM	BEON	DUNLOP	Moto4	2:01.804	10	12	+4.092	116.2
19	23 Miguel RODRIGUEZ MENDEZ	SPA	CUNA DE CAMPEONES	MIR RACING	DUNLOP	Moto4	2:02.499	8	14	+4.787	115.6
20	65 Izan CURIA ALIAGA	SPA	TEAM CURIA / SEMILLA AZTECA	MIR RACING	DUNLOP	Moto4	2:02.598	12	14	+4.886	115.5
21	72 Pio GABRIEL	FRA	JEG RACING BRS	BEON	DUNLOP	Moto4	2:03.088	13	13	+5.376	115.0
22	66 Joel MORA CIUCUR	SPA	QRG MOTOR RACING	BEON	DUNLOP	Moto4	2:03.600	10	13	+5.888	114.6
23	15 Jules ANDRIEU	FRA	JFJ RACING TEAM	CORSE	DUNLOP	Moto4	2:06.118	11	12	+8.406	112.3
24	35 Jose Emiliano ZAMUDIO NIET	MEX	TEAM CURIA / SEMILLA AZTECA	MIR RACING	DUNLOP	Moto4	2:06.418	8	12	+8.706	112.0

No salidos

69 Fernando BUJOSA GARCIA SPA MIGUEL OLIVEIRA FAN CLUB RACING TEAM BEON DUNLOP Moto4

Vuelta rápida: Vlt. 12 Alex LONGARELA MONTES 1:57.712 120.3 Km/h

Estado de pista: **SECO**

Hora de publicación:

Director de Carrera:	Jefe de Cronometraje:
----------------------	-----------------------



Moto4 ESBK ENT. CRONOMETRADO


Clasificación por Clase

Nº Piloto	Nac	Equipo	Moto	Tiempo	Vlt. Total	Dif.	Km/h
Moto4							
1	45	Alex LONGARELA MONTES	SPA IGAXTEAM	BEON	1:57.712	12 12	120.3
2	8	Nikola MIROSLAVOV NIKOLAEV	BUL METMOTO RING RACING16	BEON	1:58.587	13 15	+0.875 +0.875 119.4
3	71	Carlos CANO TORTOSA	SPA H43 TEAM NOBBY	BEON	1:58.670	9 15	+0.958 +0.083 119.3
4	46	Alvaro LUCAS ESTEVE	SPA MRE TALENT	CORSE	1:59.171	8 13	+1.459 +0.501 118.8
5	10	Afonso DUARTE DE ALMEIDA	POR MIGUEL OLIVEIRA FAN CLUB RACING TEAM	BEON	1:59.280	13 13	+1.568 +0.109 118.7
6	49	Izan RODRIGUEZ ALVAREZ	SPA ETG RACING	BEON	1:59.292	5 10	+1.580 +0.012 118.7
7	33	Enzo HOARAU	FRA JEG RACING	BEON	1:59.439	11 11	+1.727 +0.147 118.5
8	7	Beñat FERNANDEZ ETXEBERRIA	SPA AUSTIN RACING VHC LIQUI MOLY	CORSE	1:59.473	12 12	+1.761 +0.034 118.5
9	17	Pedro ALOMAR BOVER	SPA IGAXTEAM	BEON	1:59.635	11 12	+1.923 +0.162 118.3
10	26	Alejandra FERNANDEZ GARCIA	SPA CUNA DE CAMPEONES	MIR RACING	1:59.720	10 12	+2.008 +0.085 118.3
11	84	Lorenzo GUYAU	FRA TECH SOLUTIONS	BEON	1:59.848	12 12	+2.136 +0.128 118.1
12	12	Adriano DONOSO RODRIGO	SPA FIFTY MOTORSPORT	BEON	2:00.346	6 15	+2.634 +0.498 117.7
13	22	Jose Luis TORRALBA ROLDAN	SPA C.D TORRACING	BEON	2:00.624	12 15	+2.912 +0.278 117.4
14	5	Miguel BERNAL ARNAL	SPA MRE TALENT	CORSE	2:00.864	11 11	+3.152 +0.240 117.1
15	77	Kerman D. MARTINEZ VELASQUEZ	SPA		2:00.877	11 13	+3.165 +0.013 117.1
16	70	Iaroslav KARPUSHIN	RUS AUSTIN RACING VHC LIQUI MOLY	CORSE	2:00.956	9 11	+3.244 +0.079 117.1
17	48	Andres GARCIA GONZALEZ	SPA TEAM SPNEMACOMPETICION	MIR RACING	2:01.616	12 15	+3.904 +0.660 116.4
18	44	Ivan UCEDA LOPEZ	SPA IGAXTEAM	BEON	2:01.804	10 12	+4.092 +0.188 116.2
19	23	Miguel RODRIGUEZ MENDEZ	SPA CUNA DE CAMPEONES	MIR RACING	2:02.499	8 14	+4.787 +0.695 115.6
20	65	Izan CURIA ALIAGA	SPA TEAM CURIA / SEMILLA AZTECA	MIR RACING	2:02.598	12 14	+4.886 +0.099 115.5
21	72	Pio GABRIEL	FRA JEG RACING BRS	BEON	2:03.088	13 13	+5.376 +0.490 115.0
22	66	Joel MORA CIUCUR	SPA QRG MOTOR RACING	BEON	2:03.600	10 13	+5.888 +0.512 114.6
23	15	Jules ANDRIEU	FRA JFJ RACING TEAM	CORSE	2:06.118	11 12	+8.406 +2.518 112.3
24	35	Jose Emiliano ZAMUDIO NIETO	MEX TEAM CURIA / SEMILLA AZTECA	MIR RACING	2:06.418	8 12	+8.706 +0.300 112.0
No salidos							
69	Fernando BUJOSA GARCIA	SPA MIGUEL OLIVEIRA FAN CLUB RACING TEAM	BEON				

Hora de publicación:

Estado de pista: **SECO**

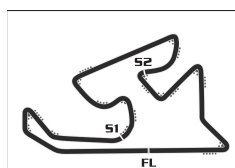
Director de Carrera:	Jefe de Cronometraje:



Moto4
ESBK
ENT. CRONOMETRADO

Mejores tiempos de sector

Sector 1			Sector 2			Sector 3			Pos	Nº Piloto	Vuelta Ideal	Mejor Vuelta
Pos	Nº Piloto	Tiempo	Nº Piloto	Tiempo	Nº Piloto	Tiempo	Pos	Nº Piloto				
1	45 A.LONGARELA MONTES	32.401	45 A.LONGARELA MONTES	42.266	45 A.LONGARELA MONTES	42.917	1	45 A.LONGARELA MONTES	1:57.584	1:57.712	(1)	
2	84 L.GUYAU	32.493	46 A.LUCAS ESTEVE	42.550	8 N.MIROSLAVOV NIKOLAEV	43.028	2	46 A.LUCAS ESTEVE	1:58.385	1:59.171	(4)	
3	46 A.LUCAS ESTEVE	32.580	7 B.FERNANDEZ ETXEBERRIA	42.573	71 C.CANO TORTOSA	43.111	3	8 N.MIROSLAVOV NIKOLAEV	1:58.436	1:58.587	(2)	
4	71 C.CANO TORTOSA	32.644	8 N.MIROSLAVOV NIKOLAEV	42.611	49 I.RODRIGUEZ ALVAREZ	43.184	4	71 C.CANO TORTOSA	1:58.556	1:58.670	(3)	
5	22 J.TORRALBA ROLDAN	32.791	49 I.RODRIGUEZ ALVAREZ	42.662	46 A.LUCAS ESTEVE	43.255	5	49 I.RODRIGUEZ ALVAREZ	1:58.989	1:59.292	(6)	
6	8 N.MIROSLAVOV NIKOLAEV	32.797	26 A.FERNANDEZ GARCIA	42.738	33 E.HOARAU	43.352	6	84 L.GUYAU	1:59.019	1:59.848	(11)	
7	33 E.HOARAU	32.857	10 A.DUARTE DE ALMEIDA	42.746	7 B.FERNANDEZ ETXEBERRIA	43.467	7	33 E.HOARAU	1:59.151	1:59.439	(7)	
8	10 A.DUARTE DE ALMEIDA	32.892	71 C.CANO TORTOSA	42.801	84 L.GUYAU	43.549	8	7 B.FERNANDEZ ETXEBERRIA	1:59.268	1:59.473	(8)	
9	5 M.BERNAL ARNAL	32.896	17 P.ALOMAR BOVER	42.876	10 A.DUARTE DE ALMEIDA	43.642	9	10 A.DUARTE DE ALMEIDA	1:59.280	1:59.280	(5)	
10	12 A.DONOSO RODRIGO	33.002	33 E.HOARAU	42.942	26 A.FERNANDEZ GARCIA	43.654	10	26 A.FERNANDEZ GARCIA	1:59.515	1:59.720	(10)	
11	17 P.ALOMAR BOVER	33.070	12 A.DONOSO RODRIGO	42.973	17 P.ALOMAR BOVER	43.689	11	17 P.ALOMAR BOVER	1:59.635	1:59.635	(9)	
12	26 A.FERNANDEZ GARCIA	33.123	84 L.GUYAU	42.977	12 A.DONOSO RODRIGO	43.717	12	12 A.DONOSO RODRIGO	1:59.692	2:00.346	(12)	
13	49 I.RODRIGUEZ ALVAREZ	33.143	77 K.MARTINEZ VELASQUEZ	43.057	70 I.KARPUSHIN	43.735	13	22 J.TORRALBA ROLDAN	1:59.717	2:00.624	(13)	
14	7 B.FERNANDEZ ETXEBERRIA	33.228	22 J.TORRALBA ROLDAN	43.132	22 J.TORRALBA ROLDAN	43.794	14	5 M.BERNAL ARNAL	2:00.124	2:00.864	(14)	
15	44 I.UCEDA LOPEZ	33.269	5 M.BERNAL ARNAL	43.343	5 M.BERNAL ARNAL	43.885	15	70 I.KARPUSHIN	2:00.618	2:00.956	(16)	
16	70 I.KARPUSHIN	33.364	48 A.GARCIA GONZALEZ	43.377	44 I.UCEDA LOPEZ	44.027	16	77 K.MARTINEZ VELASQUEZ	2:00.718	2:00.877	(15)	
17	77 K.MARTINEZ VELASQUEZ	33.504	70 I.KARPUSHIN	43.519	77 K.MARTINEZ VELASQUEZ	44.157	17	44 I.UCEDA LOPEZ	2:01.143	2:01.804	(18)	
18	48 A.GARCIA GONZALEZ	33.555	23 M.RODRIGUEZ MENDEZ	43.783	48 A.GARCIA GONZALEZ	44.398	18	48 A.GARCIA GONZALEZ	2:01.330	2:01.616	(17)	
19	72 P.GABRIEL	33.754	44 I.UCEDA LOPEZ	43.847	23 M.RODRIGUEZ MENDEZ	44.667	19	23 M.RODRIGUEZ MENDEZ	2:02.247	2:02.499	(19)	
20	23 M.RODRIGUEZ MENDEZ	33.797	65 I.CURIA ALIAGA	43.882	65 I.CURIA ALIAGA	44.781	20	65 I.CURIA ALIAGA	2:02.598	2:02.598	(20)	
21	65 I.CURIA ALIAGA	33.935	66 J.MORA CIUCUR	44.387	72 P.GABRIEL	44.940	21	72 P.GABRIEL	2:03.088	2:03.088	(21)	
22	66 J.MORA CIUCUR	34.062	72 P.GABRIEL	44.394	66 J.MORA CIUCUR	45.013	22	66 J.MORA CIUCUR	2:03.462	2:03.600	(22)	
23	15 J.ANDRIEU	34.300	15 J.ANDRIEU	44.723	15 J.ANDRIEU	45.654	23	15 J.ANDRIEU	2:04.677	2:06.118	(23)	
24	35 J.ZAMUDIO NIETO	34.837	35 J.ZAMUDIO NIETO	45.369	35 J.ZAMUDIO NIETO	45.886	24	35 J.ZAMUDIO NIETO	2:06.092	2:06.418	(24)	




Moto4 ESBK Después de ENT. CRONOMETRADO

Velocidad máxima del evento

CIRCUITO DE NAVARRA 3.933 m.


Nº Piloto	Equipo	Moto	Clase	V.Max	Vlt.	Sesión
45 Alex LONGARELA MONTES	IGAXTEAM	BEON	Moto4	175.3	4	ENT. CRONOMETRADO
12 Adriano DONOSO RODRIGO	FIFTY MOTORSPORT	BEON	Moto4	174.8	5	ENT. CRONOMETRADO
71 Carlos CANO TORTOSA	H43 TEAM NOBBY	BEON	Moto4	174.5	6	ENT. CRONOMETRADO
84 Lorenzo GUYAU	TECH SOLUTIONS	BEON	Moto4	173.9	3	LIBRES 2
72 Pio GABRIEL	JEG RACING BRS	BEON	Moto4	172.8	2	ENT. CRONOMETRADO
5 Miguel BERNAL ARNAL	MRE TALENT	CORSE	Moto4	172.2	3	ENT. CRONOMETRADO
26 Alejandra FERNANDEZ GARCIA	CUNA DE CAMPEONES	MIR RACING	Moto4	171.4	3	LIBRES 2
8 Nikola MIROSLAVOV NIKOLAEV	METMOTO RING RACING16	BEON	Moto4	171.2	13	ENT. CRONOMETRADO
22 Jose Luis TORRALBA ROLDAN	C.D TORRACING	BEON	Moto4	170.6	6	ENT. CRONOMETRADO
44 Ivan UCEDA LOPEZ	IGAXTEAM	BEON	Moto4	170.6	7	ENT. CRONOMETRADO
17 Pedro ALOMAR BOVER	IGAXTEAM	BEON	Moto4	170.3	3	LIBRES 2
10 Afonso DUARTE DE ALMEIDA	MIGUEL OLIVEIRA FAN CLUB RACING TEAM	BEON	Moto4	170.1	3	ENT. CRONOMETRADO
33 Enzo HOARAU	JEG RACING	BEON	Moto4	170.1	8	ENT. CRONOMETRADO
46 Alvaro LUCAS ESTEVE	MRE TALENT	CORSE	Moto4	169.8	3	ENT. CRONOMETRADO
65 Izan CURIA ALIAGA	TEAM CURIA / SEMILLA AZTECA	MIR RACING	Moto4	168.7	6	ENT. CRONOMETRADO
49 Izan RODRIGUEZ ALVAREZ	ETG RACING	BEON	Moto4	168.2	2	LIBRES 1
7 Beñat FERNANDEZ ETXEBERRIA	AUSTIN RACING VHC LIQUI MOLY	CORSE	Moto4	168.2	11	ENT. CRONOMETRADO
70 Iaroslav KARPUSHIN	AUSTIN RACING VHC LIQUI MOLY	CORSE	Moto4	168.0	2	LIBRES 1
23 Miguel RODRIGUEZ MENDEZ	CUNA DE CAMPEONES	MIR RACING	Moto4	167.7	3	LIBRES 2
48 Andres GARCIA GONZALEZ	TEAM SPNEMACOMPETICION	MIR RACING	Moto4	166.7	5	ENT. CRONOMETRADO
66 Joel MORA CIUCUR	QRG MOTOR RACING	BEON	Moto4	166.2	4	LIBRES 1
77 Kerman D. MARTINEZ VELASQUEZ			Moto4	163.9	7	LIBRES 2
15 Jules ANDRIEU	JFJ RACING TEAM	CORSE	Moto4	162.9	5	ENT. CRONOMETRADO
35 Jose Emiliano ZAMUDIO NIETO	TEAM CURIA / SEMILLA AZTECA	MIR RACING	Moto4	160.0	5	ENT. CRONOMETRADO
69 Fernando BUJOSA GARCIA	MIGUEL OLIVEIRA FAN CLUB RACING TEAM	BEON	Moto4	158.4	3	LIBRES 2



Moto4
ESBK
ENT. CRONOMETRADO

Secuencia de vueltas rápidas

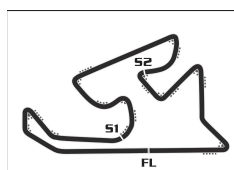
T. Sesión	Nº Piloto	Equipo	Moto	Clase	Tiempo	Km/h	Vlt.
4:20.092	26 Alejandra FERNANDEZ GARCIA	CUNA DE CAMPEONES	MIR RACING	Moto4	2:01.305	116.7	2
6:10.881	7 Beñat FERNANDEZ ETXEBERRIA	AUSTIN RACING VHC LIQUI MOLY	CORSE	Moto4	2:00.972	117.0	2
6:20.553	26 Alejandra FERNANDEZ GARCIA	CUNA DE CAMPEONES	MIR RACING	Moto4	2:00.461	117.5	3
6:51.418	45 Alex LONGARELA MONTES	IGAXTEAM	BEON	Moto4	1:59.093	118.9	3
8:49.864	45 Alex LONGARELA MONTES	IGAXTEAM	BEON	Moto4	1:58.446	119.5	4
26:52.591	45 Alex LONGARELA MONTES	IGAXTEAM	BEON	Moto4	1:58.296	119.7	10
28:50.749	45 Alex LONGARELA MONTES	IGAXTEAM	BEON	Moto4	1:58.158	119.8	11
30:48.461	45 Alex LONGARELA MONTES	IGAXTEAM	BEON	Moto4	1:57.712	120.3	12



Moto4
ESBK
ENT. CRONOMETRADO

Vuelta a vuelta

Vlt.	Tiempo	Sector 1	Sector 2	Sector 3	Km/h	T. Sesión	Vlt.	Tiempo	Sector 1	Sector 2	Sector 3	Km/h	T. Sesión	
5	Miguel BERNAL ARNAL SPA							8	2:00.548	33.430	43.262	43.856	117.5	16:47.619
	MRE TALENT CORSE							9	5:22.658 B	33.588	44.469	4:04.601	43.9	22:10.277
	1	2:39.311	1:02.187	49.852	47.272	88.9	10	2:11.017	43.422	43.679	43.916	108.1	24:21.294	
	2	2:01.995	33.478	44.316	44.201	116.1	11	1:59.829	33.191	42.980	43.658	118.2	26:21.123	
	3	2:02.320	33.435	44.618	44.267	115.8	12	2:00.446	33.504	43.106	43.836	117.6	28:21.569	
	4	2:02.789	34.916	43.936	43.937	115.3	13	1:59.280	32.892	42.746	43.642	118.7	30:20.849	
	5	2:00.865	33.477	43.503	43.885	117.1								
	6	2:00.961	33.205	43.343	44.413	117.1								
	7	9:10.801 B	32.896			25.7								
	8	2:17.906	47.767	45.501	44.638	102.7								
	9	2:01.263	33.338	43.767	44.158	116.8								
	10	2:01.305	33.332	43.669	44.304	116.7								
	11	2:00.864	33.492	43.479	43.893	117.1								
7	Beñat FERNANDEZ ETXEBERRIA SPA							12	Adriano DONOSO RODRIGO SPA					
	AUSTIN RACING VHC LIQUI MOLY CORSE								FIFTY MOTORSPORT BEON					
	1	4:09.909	2:39.466	45.848	44.595	56.7	1	2:40.077	1:01.887	49.782	48.408	88.4	2:40.077	
	2	2:00.972	33.868	43.361	43.743	117.0	2	2:01.816	33.571	44.036	44.209	116.2	4:41.893	
	3	2:03.208	33.734	45.687	43.787	114.9	3	2:01.906	33.369	44.404	44.133	116.1	6:43.799	
	4	2:00.164	33.515	43.047	43.602	117.8	4	2:00.463	33.002	43.586	43.875	117.5	8:44.262	
	5	6:19.121 B	33.411	42.667	5:03.043	37.3	5	2:02.022	33.705	44.096	44.221	116.0	10:46.284	
	6	2:10.050	42.741	43.321	43.988	108.9	6	2:00.346	33.307	43.240	43.799	117.7	12:46.630	
	7	2:00.072	33.490	42.942	43.640	117.9	7	2:01.588	33.213	43.750	44.625	116.4	14:48.218	
	8	1:59.661	33.387	42.807	43.467	118.3	8	1:59.939	33.249	42.973	43.717	118.1	16:48.157	
	9	2:00.068	33.552	42.916	43.600	117.9	9	2:02.086	33.356	44.385	44.345	116.0	18:50.243	
	10	1:59.756	33.449	42.573	43.734	118.2	10	2:34.206 B	33.758	44.498	1:15.950	91.8	21:24.449	
	11	2:03.616	34.697	43.644	45.275	114.5	11	2:06.221	38.601	43.459	44.161	112.2	23:30.670	
	12	1:59.473	33.228	42.772	43.473	118.5	12	2:00.851	33.617	43.308	43.926	117.2	25:31.521	
8	Nikola MIROSLAVOV NIKOLAEV BUL							13	2:00.917	33.547	43.257	44.113	117.1	27:32.438
	METMOTO RING RACING16 BEON							14	2:01.237	33.534	43.188	44.515	116.8	29:33.675
	1	2:18.230	42.702	48.973	46.555	102.4	15	2:01.049	33.693	43.259	44.097	117.0	31:34.724	
	2	2:02.824	34.436	44.039	44.349	115.3								
	3	2:01.789	33.476	43.500	44.813	116.3								
	4	2:00.837	33.328	43.522	43.987	117.2								
	5	2:00.359	33.367	43.165	43.827	117.6								
	6	2:00.047	33.278	43.253	43.516	117.9								
	7	1:59.723	33.069	43.134	43.520	118.3								
	8	1:59.845	33.348	43.005	43.492	118.1								
	9	1:59.768	33.069	43.037	43.662	118.2								
	10	1:59.707	33.349	42.805	43.553	118.3								
	11	1:58.904	33.127	42.611	43.166	119.1								
	12	1:59.291	32.852	42.989	43.450	118.7								
	13	1:58.587	32.797	42.762	43.028	119.4								
	14	2:00.894	34.360	42.803	43.731	117.1								
	15	1:59.494	32.889	43.042	43.563	118.5								
10	Afonso DUARTE DE ALMEIDA POR							15	Jules ANDRIEU FRA					
	MIGUEL OLIVEIRA FAN CLUB RACII BEON								JFJ RACING TEAM CORSE					
	1	2:38.425	1:02.826	48.433	47.166	89.4	1	2:18.938	42.834	49.412	46.692	101.9	2:18.938	
	2	2:02.595	33.855	44.406	44.334	115.5	2	2:06.594	35.072	45.559	45.963	111.8	4:25.532	
	3	2:02.440	33.563	44.539	44.338	115.6	3	2:07.672	35.506	46.087	46.079	110.9	6:33.204	
	4	2:00.581	33.215	43.332	44.034	117.4	4	2:10.060	35.653	46.195	48.212	108.9	8:43.264	
	5	2:02.044	33.768	44.002	44.274	116.0	5	2:06.210	35.184	45.303	45.723	112.2	10:49.474	
	6	2:00.330	33.339	43.112	43.879	117.7	6	2:06.410	34.300	46.084	46.026	112.0	12:55.884	
	7	2:00.656	33.062	43.365	44.229	117.3	7	2:07.425	35.182	45.793	46.450	111.1	15:03.309	
							8	6:53.936 B	35.224	45.669	5:33.043	34.2	21:57.245	
							9	2:16.649	45.131	45.756	45.762	103.6	24:13.894	
							10	2:06.341	34.841	45.846	45.654	112.1	26:20.235	
							11	2:06.118	35.177	44.723	46.218	112.3	28:26.353	
							12	2:06.764	35.148	45.466	46.150	111.7	30:33.117	
17	Pedro ALOMAR BOVER SPA							17	Pedro ALOMAR BOVER SPA					
	IGAXTEAM BEON								IGAXTEAM BEON					
	1	2:20.069	49.153	45.673	45.243	101.1	1	2:20.069	49.153	45.673	45.243	101.1	2:20.069	
	2	2:02.607	34.141	44.082	44.384	115.5	2	2:02.607	34.141	44.082	44.384	115.5	4:22.676	
	3	2:01.016	33.581	43.527	43.908	117.0	3	2:01.016	33.581	43.527	43.908	117.0	6:23.692	
	4	2:00.277	33.309	43.227	43.741	117.7	4	2:00.277	33.309	43.227	43.741	117.7	8:23.969	
	5	2:00.407	33.434	43.156	43.817	117.6	5	2:00.407	33.434	43.156	43.817	117.6	10:24.376	
	6	2:00.248	33.156	43.285	43.807	117.7	6	2:00.248	33.156	43.285	43.807	117.7	12:24.624	
	7	8:05.393 B	33.127	44.402	6:47.864	29.2	7	8:05.393 B	33.127	44.402	6:47.864	29.2	20:30.017	
	8	2:06.921	39.144	43.529	44.248	111.6	8	2:06.921	39.144	43.529	44.248	111.6	22:36.938	
	9	2:00.658	33.184	43.330	44.144	117.3	9	2:00.658	33.184	43.330	44.144	117.3	24:37.596	
	10	2:00.120	33.088	43.287	43.745	117.9	10	2:00.120	33.088	43.287	43.745	117.9	26:37.716	
	11	1:59.635	33.070	42.876	43.689	118.3	11	1:59.635	33.070	42.876	43.689	118.3	28:37.351	
	12	2:00.986	33.218	43.292	44.476	117.0	12	2:00.986	33.218	43.292	44.476	117.0	30:38.337	
22	Jose Luis TORRALBA ROLDAN SPA							22	Jose Luis TORRALBA ROLDAN SPA					
	C.D TORRACING BEON								C.D TORRACING BEON					



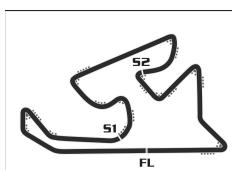
Moto4
ESBK
ENT. CRONOMETRADO

Vuelta a vuelta

CIRCUITO DE NAVARRA 3.933 m.

Mejor Personal Mejor de la sesión Cruzando por el pit lane

Vlt.	Tiempo	Sector 1	Sector 2	Sector 3	Km/h	T. Sesión	Vlt.	Tiempo	Sector 1	Sector 2	Sector 3	Km/h	T. Sesión
1	2:40.839	<u>1:05.642</u>	47.669	47.528	88.0	2:40.839	8	2:01.116	33.849	43.431	43.836	116.9	24:20.742
2	2:03.231	33.756	44.485	44.990	114.9	4:44.070	9	1:59.842	32.979	43.511	43.352	118.1	26:20.584
3	2:02.668	33.977	44.060	44.631	115.4	6:46.738	10	2:00.441	33.851	42.942	43.648	117.6	28:21.025
4	2:02.239	33.691	43.897	44.651	115.8	8:48.977	11	1:59.439	32.857	43.130	43.452	118.5	30:20.464
5	2:01.745	32.791	44.747	44.207	116.3	10:50.722	35 Jose Emiliano ZAMUDIO NIETO MEX						
6	2:01.481	33.493	43.656	44.332	116.6	12:52.203	TEAM CURIA / SEMILLA AZTECA MIR RACING						
7	2:01.936	33.784	43.582	44.570	116.1	14:54.139	1	2:22.457	<u>44.949</u>	49.391	48.117	99.4	2:22.457
8	2:00.885	33.301	43.442	44.142	117.1	16:55.024	2	2:08.559	35.396	46.460	46.703	110.1	4:31.016
9	2:01.199	33.562	43.464	44.173	116.8	18:56.223	3	2:08.324	36.097	46.192	46.035	110.3	6:39.340
10	2:01.167	33.266	43.664	44.237	116.9	20:57.390	4	2:07.416	35.117	46.348	45.951	111.1	8:46.756
11	2:00.713	33.649	43.270	43.794	117.3	22:58.103	5	2:07.193	35.173	45.870	46.150	111.3	10:53.949
12	2:00.624	33.338	43.132	44.154	117.4	24:58.727	6	2:06.465	34.837	45.699	45.929	112.0	13:00.414
13	2:00.902	33.107	43.593	44.202	117.1	26:59.629	7	2:06.881	35.137	45.708	46.036	111.6	15:07.295
14	2:28.374	<u>40.784</u>	<u>54.948</u>	<u>52.642</u>	95.4	29:28.003	8	2:06.418	35.138	45.369	45.911	112.0	17:13.713
15	2:07.859	33.916	44.226	<u>49.717</u>	110.7	31:35.862	9	2:06.442	35.145	45.411	45.886	112.0	19:20.155
23 Miguel RODRIGUEZ MENDEZ SPA							10	6:44.687 B	<u>43.755</u>	47.167	<u>5:13.765</u>	35.0	26:04.842
CUNA DE CAMPEONES MIR RACING							11	2:25.804	<u>52.166</u>	47.068	46.570	97.1	28:30.646
1	2:22.279	<u>48.819</u>	46.488	46.972	99.5	2:22.279	12	2:07.898	35.653	45.825	46.420	110.7	30:38.544
2	2:04.870	34.443	45.037	45.390	113.4	4:27.149	44 Ivan UCEDA LOPEZ SPA						
3	2:06.005	35.060	45.212	45.733	112.4	6:33.154	IGAXTEAM BEON						
4	2:04.530	34.527	44.833	45.170	113.7	8:37.684	1	2:28.840	<u>55.743</u>	47.157	45.940	95.1	2:28.840
5	2:04.207	34.485	44.715	45.007	114.0	10:41.891	2	2:03.724	34.103	44.687	44.934	114.4	4:32.564
6	2:02.810	33.941	44.202	44.667	115.3	12:44.701	3	2:03.491	34.406	44.375	44.710	114.7	6:36.055
7	2:03.978	33.965	44.640	45.373	114.2	14:48.679	4	2:03.451	33.770	44.781	44.900	114.7	8:39.506
8	2:02.499	33.797	43.966	44.736	115.6	16:51.178	5	2:02.857	33.915	44.437	44.505	115.2	10:42.363
9	2:02.963	34.118	44.160	44.685	115.1	18:54.141	6	2:02.464	33.655	44.465	44.344	115.6	12:44.827
10	3:24.617 B	34.198	44.386	<u>2:06.033</u>	69.2	22:18.758	7	7:46.386 B	33.408	44.843	<u>6:28.135</u>	30.4	20:31.213
11	2:10.055	<u>40.744</u>	44.411	44.900	108.9	24:28.813	8	2:07.897	<u>38.428</u>	44.052	45.417	110.7	22:39.110
12	2:03.025	33.920	44.132	44.973	115.1	26:31.838	9	2:02.008	33.269	44.035	44.704	116.0	24:41.118
13	2:03.270	34.049	44.326	44.895	114.9	28:35.108	10	2:01.804	33.425	43.909	44.470	116.2	26:42.922
14	2:03.114	34.206	43.783	45.125	115.0	30:38.222	11	2:02.025	33.585	43.847	44.593	116.0	28:44.947
26 Alejandra FERNANDEZ GARCIA SPA							12	2:01.931	33.708	44.196	44.027	116.1	30:46.878
CUNA DE CAMPEONES MIR RACING							45 Alex LONGARELA MONTES SPA						
1	2:18.787	<u>45.835</u>	46.797	46.155	102.0	2:18.787	IGAXTEAM BEON						
2	2:01.305	33.682	43.490	44.133	116.7	4:20.092	1	2:44.032	<u>1:11.942</u>	46.439	45.651	86.3	2:44.032
3	2:00.461	33.547	42.969	43.945	117.5	6:20.553	2	2:08.293	<u>40.300</u>	44.030	43.963	110.4	4:52.325
4	1:59.974	33.408	42.837	43.729	118.0	8:20.527	3	1:59.093	32.716	43.032	43.345	118.9	6:51.418
5	2:00.217	33.317	42.966	43.934	117.8	10:20.744	4	1:58.446	32.615	42.735	43.096	119.5	8:49.864
6	1:59.746	33.208	42.801	43.737	118.2	12:20.490	5	1:58.497	32.401	42.706	43.390	119.5	10:48.361
7	8:35.175 B	33.320	42.935	<u>7:18.920</u>	27.5	20:55.665	6	1:59.050	32.427	43.238	43.385	118.9	12:47.411
8	2:07.911	<u>39.550</u>	43.898	44.463	110.7	23:03.576	7	7:55.593 B	<u>40.669</u>	44.272	<u>6:30.652</u>	29.8	20:43.004
9	1:59.774	33.171	42.738	43.865	118.2	25:03.350	8	2:11.743	<u>44.554</u>	43.537	43.652	107.5	22:54.747
10	1:59.720	33.213	42.853	43.654	118.3	27:03.070	9	1:59.548	32.975	42.960	43.613	118.4	24:54.295
11	1:59.996	33.123	42.920	43.953	118.0	29:03.066	10	1:58.296	32.711	42.521	43.064	119.7	26:52.591
12	1:59.916	33.316	42.942	43.658	118.1	31:02.982	11	1:58.158	32.752	42.385	43.021	119.8	28:50.749
33 Enzo HOARAU FRA							12	1:57.712	32.529	42.266	42.917	120.3	30:48.461
JEG RACING BEON							46 Alvaro LUCAS ESTEVE SPA						
1	3:10.434	<u>1:40.235</u>	45.032	45.167	74.4	3:10.434	MRE TALENT CORSE						
2	2:01.965	33.909	43.737	44.319	116.1	5:12.399	1	2:38.267	<u>1:01.636</u>	<u>49.039</u>	47.592	89.5	2:38.267
3	2:01.303	33.382	43.756	44.165	116.7	7:13.702	2	2:02.307	33.605	44.499	44.203	115.8	4:40.574
4	2:01.034	33.315	43.661	44.058	117.0	9:14.736	3	2:00.914	33.608	43.584	43.722	117.1	6:41.488
5	2:00.677	33.380	43.168	44.129	117.3	11:15.413	4	1:59.932	32.872	42.976	44.084	118.1	8:41.420
6	8:51.113 B	33.629	46.418	<u>7:31.066</u>	26.7	20:06.526	5	1:59.342	32.883	42.945	43.514	118.6	10:40.762
7	2:13.100	<u>44.811</u>	44.017	44.272	106.4	22:19.626							



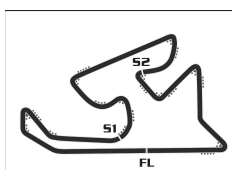
Moto4
ESBK
ENT. CRONOMETRADO

Vuelta a vuelta

CIRCUITO DE NAVARRA 3.933 m.

■ Mejor Personal ■ Mejor de la sesión ■ Cruzando por el pit lane

Vlt.	Tiempo	Sector 1	Sector 2	Sector 3	Km/h	T. Sesión	Vlt.	Tiempo	Sector 1	Sector 2	Sector 3	Km/h	T. Sesión
48 Andres GARCIA GONZALEZ SPA													
TEAM SPNEMACOMPETICION MIR RACING													
1	2:40.713	1:03.152	49.093	48.468	88.1	2:40.713							
2	2:04.521	34.311	44.733	45.477	113.7	4:45.234							
3	2:02.798	33.914	43.970	44.914	115.3	6:48.032							
4	2:03.018	33.842	44.189	44.987	115.1	8:51.050							
5	2:02.557	33.648	43.710	45.199	115.5	10:53.607							
6	2:02.507	33.967	43.924	44.616	115.6	12:56.114							
7	2:02.934	33.942	44.143	44.849	115.2	14:59.048							
8	2:09.880	34.166	46.118	49.596	109.0	17:08.928							
9	2:03.345	34.308	44.138	44.899	114.8	19:12.273							
10	2:03.118	34.244	43.862	45.012	115.0	21:15.391							
11	2:10.614	34.191	47.935	48.488	108.4	23:26.005							
12	2:01.616	33.730	43.377	44.509	116.4	25:27.621							
13	2:02.003	33.790	43.598	44.615	116.1	27:29.624							
14	2:04.143	33.555	44.946	45.642	114.1	29:33.767							
15	2:01.779	33.949	43.432	44.398	116.3	31:35.546							
49 Izan RODRIGUEZ ALVAREZ SPA													
ETG RACING BEON													
1	4:06.892	2:36.038	46.007	44.847	57.3	4:06.892							
2	2:01.001	33.771	43.348	43.882	117.0	6:07.893							
3	2:04.910	37.055	44.291	43.564	113.4	8:12.803							
4	1:59.744	33.461	42.928	43.355	118.2	10:12.547							
5	1:59.292	33.282	42.707	43.303	118.7	12:11.839							
6	2:00.686	33.216	42.983	44.487	117.3	14:12.525							
7	1:59.496	33.540	42.772	43.184	118.5	16:12.021							
8	5:51.629B	33.143	42.662	43.824	40.3	22:03.650							
9	2:12.044	43.499	43.739	44.806	107.2	24:15.694							
10	1:59.712	33.314	42.878	43.520	118.3	26:15.406							
65 Izan CURIA ALIAGA SPA													
TEAM CURIA / SEMILLA AZTECA MIR RACING													
1	3:12.800	1:37.543	48.590	46.667	73.4	3:12.800							
2	2:06.971	35.111	45.836	46.024	111.5	5:19.771							
3	2:06.888	35.020	45.710	46.158	111.6	7:26.659							
4	2:05.014	34.749	44.983	45.282	113.3	9:31.673							
5	2:03.561	34.022	44.453	45.086	114.6	11:35.234							
6	2:53.323B	34.442	45.204	1:33.677	81.7	14:28.557							
7	2:12.411	42.365	44.972	45.074	106.9	16:40.968							
8	2:04.005	34.313	44.524	45.168	114.2	18:44.973							
9	2:04.809	34.294	45.306	45.209	113.4	20:49.782							
10	2:03.950	34.301	44.349	45.300	114.2	22:53.732							
11	2:03.186	34.370	43.983	44.833	114.9	24:56.918							
12	2:02.598	33.935	43.882	44.781	115.5	26:59.516							
13	2:03.653	34.153	44.010	45.490	114.5	29:03.169							
14	2:03.022	33.990	44.175	44.857	115.1	31:06.191							
66 Joel MORA CIUCUR SPA													
QRG MOTOR RACING BEON													
1	5:20.696	3:46.735	47.648	46.313	44.2	5:20.696							
2	2:06.050	34.323	45.889	45.838	112.3	7:26.746							
3	2:04.495	34.097	45.065	45.333	113.7	9:31.241							
4	2:03.791	34.062	44.569	45.160	114.4	11:35.032							
5	2:05.058	34.404	45.116	45.538	113.2	13:40.090							
6	2:06.817	35.800	45.472	45.545	111.6	15:46.907							
7	3:42.298B	34.487	45.409	2:22.402	63.7	19:29.205							
8	2:14.652	43.316	45.562	45.774	105.2	21:43.857							
9	2:04.022	34.207	44.667	45.148	114.2	23:47.879							
10	2:03.600	34.127	44.387	45.086	114.6	25:51.479							
11	2:03.694	34.113	44.468	45.113	114.5	27:55.173							
12	2:03.887	34.073	44.612	45.202	114.3	29:59.060							
13	2:03.782	34.123	44.646	45.013	114.4	32:02.842							
70 Iaroslav KARPUSHIN RUS													
AUSTIN RACING VHC LIQUI MOLY CORSE													
1	4:34.373	3:00.910	47.555	45.908	51.6	4:34.373							
2	2:04.743	34.445	44.865	45.433	113.5	6:39.116							
3	2:04.184	34.096	44.260	45.828	114.0	8:43.300							
4	2:03.468	34.268	44.892	44.308	114.7	10:46.768							
5	2:02.492	33.650	44.168	44.674	115.6	12:49.260							
6	2:02.907	34.211	43.893	44.803	115.2	14:52.167							
7	2:02.205	33.807	43.860	44.538	115.9	16:54.372							
8	2:02.153	34.723	43.695	43.735	115.9	18:56.525							
9	2:00.956	33.364	43.519	44.073	117.1	20:57.481							
10	5:11.965B	34.758	48.158	3:49.049	45.4	26:09.446							
11	2:18.105	49.189	44.267	44.649	102.5	28:27.551							
71 Carlos CANO TORTOSA SPA													
H43 TEAM NOBBY BEON													
1	2:38.122	1:01.950	49.002	47.170	89.5	2:38.122							
2	2:02.275	33.502	44.428	44.345	115.8	4:40.397							
3	2:02.496	34.517	43.990	43.989	115.6	6:42.893							
4	1:59.926	32.934	43.376	43.616	118.1	8:42.819							
5	1:59.513	32.789	43.283	43.441	118.5	10:42.332							
6	1:59.277	32.691	43.238	43.348	118.7	12:41.609							
7	1:59.361	32.644	43.358	43.359	118.6	14:40.970							
8	1:58.691	32.692	42.801	43.198	119.3	16:39.661							
9	1:58.670	32.698	42.861	43.111	119.3	18:38.331							
10	1:59.562	32.979	43.136	43.447	118.4	20:37.893							
11	1:59.026	32.932	42.956	43.138	119.0	22:36.919							
12	2:00.666	32.858	43.386	44.422	117.3	24:37.585							
13	1:59.416	32.773	43.235	43.408	118.6	26:37.001							
14	1:59.277	32.815	42.936	43.526	118.7	28:36.278							
15	1:58.827	32.820	42.804	43.203	119.2	30:35.105							
72 Pio GABRIEL FRA													
JEG RACING BRS BEON													
1	2:41.280	1:08.165	46.577	46.538	87.8	2:41.280							
2	2:05.103	34.342	45.227	45.534	113.2	4:46.383							
3	2:04.743	34.053	45.125	45.565	113.5	6:51.126							
4	2:04.379	34.088	44.876	45.415	113.8	8:55.505							
5	2:03.967	34.121	44.608	45.238	114.2	10:59.472							
6	2:03.813	33.926	44.600	45.287	114.4	13:03.285							



CIRCUITO DE NAVARRA 3.933 m.

Moto4 ESBK ENT. CRONOMETRADO

Vuelta a vuelta

■ Mejor Personal ■ Mejor de la sesión B Cruzando por el pit lane

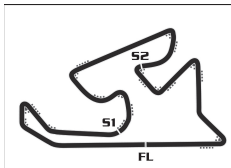
Vlt.	Tiempo	Sector 1	Sector 2	Sector 3	Km/h	T. Sesión	Vlt.	Tiempo	Sector 1	Sector 2	Sector 3	Km/h	T. Sesión
7	2:04.026	34.111	44.898	45.017	114.2	15:07.311							
8	4:24.111B	34.021	45.184	<u>3:04.906</u>	53.6	19:31.422							
9	2:18.675	<u>47.664</u>	45.423	45.588	102.1	21:50.097							
10	2:04.204	34.248	44.656	45.300	114.0	23:54.301							
11	2:03.512	33.845	44.648	45.019	114.6	25:57.813							
12	2:03.633	34.070	44.558	45.005	114.5	28:01.446							
13	2:03.088	33.754	44.394	44.940	115.0	30:04.534							

77 Kerman D. MARTINEZ VELASQUEZ SPA

1	5:30.318	<u>3:58.214</u>	46.097	46.007	42.9	5:30.318
2	2:04.860	34.393	45.258	45.209	113.4	7:35.178
3	2:03.796	34.326	44.693	44.777	114.4	9:38.974
4	2:42.524B	34.209	45.021	<u>1:23.294</u>	87.1	12:21.498
5	2:10.672	<u>39.832</u>	45.488	45.352	108.4	14:32.170
6	2:03.456	34.474	44.279	44.703	114.7	16:35.626
7	2:02.902	34.176	43.976	44.750	115.2	18:38.528
8	2:01.805	33.893	43.472	44.440	116.2	20:40.333
9	2:02.403	34.174	43.897	44.332	115.7	22:42.736
10	2:01.494	33.508	43.829	44.157	116.5	24:44.230
11	2:00.877	33.504	43.201	44.172	117.1	26:45.107
12	2:01.394	33.706	43.276	44.412	116.6	28:46.501
13	2:00.899	33.595	43.057	44.247	117.1	30:47.400

84 Lorenzo GUYAU FRA
TECH SOLUTIONS BEON

1	2:43.893	<u>1:01.858</u>	<u>49.690</u>	<u>52.345</u>	86.4	2:43.893
2	2:09.415	<u>36.954</u>	47.041	45.420	109.4	4:53.308
3	2:01.279	32.944	44.075	44.260	116.7	6:54.587
4	2:00.972	32.724	44.376	43.872	117.0	8:55.559
5	2:00.651	32.678	44.133	43.840	117.4	10:56.210
6	6:13.719B	32.493	44.756	<u>4:56.470</u>	37.9	17:09.929
7	2:13.836	<u>41.819</u>	44.773	47.244	105.8	19:23.765
8	2:01.585	33.485	44.110	43.990	116.5	21:25.350
9	2:00.325	32.713	43.677	43.935	117.7	23:25.675
10	2:00.122	32.834	43.739	43.549	117.9	25:25.797
11	2:00.202	32.616	43.765	43.821	117.8	27:25.999
12	1:59.848	33.153	42.977	43.718	118.1	29:25.847



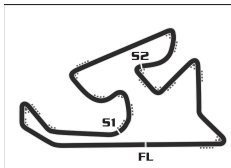
CIRCUITO DE NAVARRA 3.933 m.

Moto4
ESBK
ENT. CRONOMETRADO

Vuelta a vuelta

Mejor Personal Mejor de la sesión B Cruzando por el pit lane

Vlt.	Tiempo	Sector 1	Sector 2	Sector 3	Km/h	T. Sesión	Vlt.	Tiempo	Sector 1	Sector 2	Sector 3	Km/h	T. Sesión	
5	Miguel BERNAL ARNAL SPA							8	2:00.548	33.430	43.262	43.856	117.5	16:47.619
	MRE TALENT CORSE							9	5:22.658 B	33.588	44.469	4:04.601	43.9	22:10.277
	1	2:39.311	1:02.187	49.852	47.272	88.9	10	2:11.017	43.422	43.679	43.916	108.1	24:21.294	
	2	2:01.995	33.478	44.316	44.201	116.1	11	1:59.829	33.191	42.980	43.658	118.2	26:21.123	
	3	2:02.320	33.435	44.618	44.267	115.8	12	2:00.446	33.504	43.106	43.836	117.6	28:21.569	
	4	2:02.789	34.916	43.936	43.937	115.3	13	1:59.280	32.892	42.746	43.642	118.7	30:20.849	
	5	2:00.865	33.477	43.503	43.885	117.1								
	6	2:00.961	33.205	43.343	44.413	117.1								
	7	9:10.801 B	32.896			25.7								
	8	2:17.906	47.767	45.501	44.638	102.7								
	9	2:01.263	33.338	43.767	44.158	116.8								
	10	2:01.305	33.332	43.669	44.304	116.7								
	11	2:00.864	33.492	43.479	43.893	117.1								
7	Beñat FERNANDEZ ETXEBERRIA SPA													
	AUSTIN RACING VHC LIQUI MOLY CORSE													
	1	4:09.909	2:39.466	45.848	44.595	56.7								
	2	2:00.972	33.868	43.361	43.743	117.0								
	3	2:03.208	33.734	45.687	43.787	114.9								
	4	2:00.164	33.515	43.047	43.602	117.8								
	5	6:19.121 B	33.411	42.667	5:03.043	37.3								
	6	2:10.050	42.741	43.321	43.988	108.9								
	7	2:00.072	33.490	42.942	43.640	117.9								
	8	1:59.661	33.387	42.807	43.467	118.3								
	9	2:00.068	33.552	42.916	43.600	117.9								
	10	1:59.756	33.449	42.573	43.734	118.2								
	11	2:03.616	34.697	43.644	45.275	114.5								
	12	1:59.473	33.228	42.772	43.473	118.5								
8	Nikola MIROSLAVOV NIKOLAEV BUL													
	METMOTO RING RACING16 BEON													
	1	2:18.230	42.702	48.973	46.555	102.4								
	2	2:02.824	34.436	44.039	44.349	115.3								
	3	2:01.789	33.476	43.500	44.813	116.3								
	4	2:00.837	33.328	43.522	43.987	117.2								
	5	2:00.359	33.367	43.165	43.827	117.6								
	6	2:00.047	33.278	43.253	43.516	117.9								
	7	1:59.723	33.069	43.134	43.520	118.3								
	8	1:59.845	33.348	43.005	43.492	118.1								
	9	1:59.768	33.069	43.037	43.662	118.2								
	10	1:59.707	33.349	42.805	43.553	118.3								
	11	1:58.904	33.127	42.611	43.166	119.1								
	12	1:59.291	32.852	42.989	43.450	118.7								
	13	1:58.587	32.797	42.762	43.028	119.4								
	14	2:00.894	34.360	42.803	43.731	117.1								
	15	1:59.494	32.889	43.042	43.563	118.5								
10	Afonso DUARTE DE ALMEIDA POR													
	MIGUEL OLIVEIRA FAN CLUB RACII BEON													
	1	2:38.425	1:02.826	48.433	47.166	89.4								
	2	2:02.595	33.855	44.406	44.334	115.5								
	3	2:02.440	33.563	44.539	44.338	115.6								
	4	2:00.581	33.215	43.332	44.034	117.4								
	5	2:02.044	33.768	44.002	44.274	116.0								
	6	2:00.330	33.339	43.112	43.879	117.7								
	7	2:00.656	33.062	43.365	44.229	117.3								
12	Adriano DONOSO RODRIGO SPA													
	FIFTY MOTORSPORT BEON													
	1	2:40.077	1:01.887	49.782	48.408	88.4								
	2	2:01.816	33.571	44.036	44.209	116.2								
	3	2:01.906	33.369	44.404	44.133	116.1								
	4	2:00.463	33.002	43.586	43.875	117.5								
	5	2:02.022	33.705	44.096	44.221	116.0								
	6	2:00.346	33.307	43.240	43.799	117.7								
	7	2:01.588	33.213	43.750	44.625	116.4								
	8	1:59.939	33.249	42.973	43.717	118.1								
	9	2:02.086	33.356	44.385	44.345	116.0								
	10	2:34.206 B	33.758	44.498	1:15.950	91.8								
	11	2:06.221	38.601	43.459	44.161	112.2								
	12	2:00.851	33.617	43.308	43.926	117.2								
	13	2:00.917	33.547	43.257	44.113	117.1								
	14	2:01.237	33.534	43.188	44.515	116.8								
	15	2:01.049	33.693	43.259	44.097	117.0								
15	Jules ANDRIEU FRA													
	JFJ RACING TEAM CORSE													
	1	2:18.938	42.834	49.412	46.692	101.9								
	2	2:06.594	35.072	45.559	45.963	111.8								
	3	2:07.672	35.506	46.087	46.079	110.9								
	4	2:10.060	35.653	46.195	48.212	108.9								
	5	2:06.210	35.184	45.303	45.723	112.2								
	6	2:06.410	34.300	46.084	46.026	112.0								
	7	2:07.425	35.182	45.793	46.450	111.1								
	8	6:53.936 B	35.224	45.669	5:33.043	34.2								
	9	2:16.649	45.131	45.756	45.762	103.6								
	10	2:06.341	34.841	45.846	45.654	112.1								
	11	2:06.118	35.177	44.723	46.218	112.3								
	12	2:06.764	35.148	45.466	46.150	111.7								
17	Pedro ALOMAR BOVER SPA													
	IGAXTEAM BEON													
	1	2:20.069	49.153	45.673	45.243	101.1								
	2	2:02.607	34.141	44.082	44.384	115.5								
	3	2:01.016	33.581	43.527	43.908	117.0								
	4	2:00.277	33.309	43.227	43.741	117.7								
	5	2:00.407	33.434	43.156	43.817	117.6								
	6	2:00.248	33.156	43.285	43.807	117.7								
	7	8:05.393 B	33.127	44.402	6:47.864	29.2								
	8	2:06.921	39.144	43.529	44.248	111.6								
	9	2:00.658	33.184	43.330	44.144	117.3								
	10	2:00.120	33.088	43.287	43.745	117.9								
	11	1:59.635	33.070	42.876	43.689	118.3								
	12	2:00.986	33.218	43.292	44.476	117.0								
22	Jose Luis TORRALBA ROLDAN SPA													
	C.D TORRACING BEON													



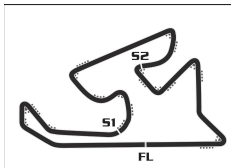
CIRCUITO DE NAVARRA 3.933 m.

Moto4
ESBK
ENT. CRONOMETRADO

Vuelta a vuelta

Mejor Personal Mejor de la sesión Cruzando por el pit lane

Vlt.	Tiempo	Sector 1	Sector 2	Sector 3	Km/h	T. Sesión	Vlt.	Tiempo	Sector 1	Sector 2	Sector 3	Km/h	T. Sesión
1	2:40.839	<u>1:05.642</u>	47.669	47.528	88.0	2:40.839	8	2:01.116	33.849	43.431	43.836	116.9	24:20.742
2	2:03.231	33.756	44.485	44.990	114.9	4:44.070	9	1:59.842	32.979	43.511	43.352	118.1	26:20.584
3	2:02.668	33.977	44.060	44.631	115.4	6:46.738	10	2:00.441	33.851	42.942	43.648	117.6	28:21.025
4	2:02.239	33.691	43.897	44.651	115.8	8:48.977	11	1:59.439	32.857	43.130	43.452	118.5	30:20.464
5	2:01.745	32.791	44.747	44.207	116.3	10:50.722	35 Jose Emiliano ZAMUDIO NIETO MEX						
6	2:01.481	33.493	43.656	44.332	116.6	12:52.203	TEAM CURIA / SEMILLA AZTECA MIR RACING						
7	2:01.936	33.784	43.582	44.570	116.1	14:54.139	1	2:22.457	<u>44.949</u>	49.391	48.117	99.4	2:22.457
8	2:00.885	33.301	43.442	44.142	117.1	16:55.024	2	2:08.559	35.396	46.460	46.703	110.1	4:31.016
9	2:01.199	33.562	43.464	44.173	116.8	18:56.223	3	2:08.324	36.097	46.192	46.035	110.3	6:39.340
10	2:01.167	33.266	43.664	44.237	116.9	20:57.390	4	2:07.416	35.117	46.348	45.951	111.1	8:46.756
11	2:00.713	33.649	43.270	43.794	117.3	22:58.103	5	2:07.193	35.173	45.870	46.150	111.3	10:53.949
12	2:00.624	33.338	43.132	44.154	117.4	24:58.727	6	2:06.465	34.837	45.699	45.929	112.0	13:00.414
13	2:00.902	33.107	43.593	44.202	117.1	26:59.629	7	2:06.881	35.137	45.708	46.036	111.6	15:07.295
14	2:28.374	<u>40.784</u>	<u>54.948</u>	<u>52.642</u>	95.4	29:28.003	8	2:06.418	35.138	45.369	45.911	112.0	17:13.713
15	2:07.859	33.916	44.226	<u>49.717</u>	110.7	31:35.862	9	2:06.442	35.145	45.411	45.886	112.0	19:20.155
23 Miguel RODRIGUEZ MENDEZ SPA							10 6:44.687 B <u>43.755</u> 47.167 <u>51:13.765</u> 35.0 26:04.842						
CUNA DE CAMPEONES MIR RACING							11 2:25.804 <u>52.166</u> 47.068 46.570 97.1 28:30.646						
1	2:22.279	<u>48.819</u>	46.488	46.972	99.5	2:22.279	12	2:07.898	35.653	45.825	46.420	110.7	30:38.544
2	2:04.870	34.443	45.037	45.390	113.4	4:27.149	44 Ivan UCEDA LOPEZ SPA						
3	2:06.005	35.060	45.212	45.733	112.4	6:33.154	IGAXTEAM BEON						
4	2:04.530	34.527	44.833	45.170	113.7	8:37.684	1	2:28.840	<u>55.743</u>	47.157	45.940	95.1	2:28.840
5	2:04.207	34.485	44.715	45.007	114.0	10:41.891	2	2:03.724	34.103	44.687	44.934	114.4	4:32.564
6	2:02.810	33.941	44.202	44.667	115.3	12:44.701	3	2:03.491	34.406	44.375	44.710	114.7	6:36.055
7	2:03.978	33.965	44.640	45.373	114.2	14:48.679	4	2:03.451	33.770	44.781	44.900	114.7	8:39.506
8	2:02.499	33.797	43.966	44.736	115.6	16:51.178	5	2:02.857	33.915	44.437	44.505	115.2	10:42.363
9	2:02.963	34.118	44.160	44.685	115.1	18:54.141	6	2:02.464	33.655	44.465	44.344	115.6	12:44.827
10	3:24.617 B	34.198	44.386	<u>2:06.033</u>	69.2	22:18.758	7	7:46.386 B	33.408	44.843	<u>6:28.135</u>	30.4	20:31.213
11	2:10.055	<u>40.744</u>	44.411	44.900	108.9	24:28.813	8	2:07.897	<u>38.428</u>	44.052	45.417	110.7	22:39.110
12	2:03.025	33.920	44.132	44.973	115.1	26:31.838	9	2:02.008	33.269	44.035	44.704	116.0	24:41.118
13	2:03.270	34.049	44.326	44.895	114.9	28:35.108	10	2:01.804	33.425	43.909	44.470	116.2	26:42.922
14	2:03.114	34.206	43.783	45.125	115.0	30:38.222	11	2:02.025	33.585	43.847	44.593	116.0	28:44.947
26 Alejandra FERNANDEZ GARCIA SPA							12 2:01.931 33.708 44.196 44.027 116.1 30:46.878						
CUNA DE CAMPEONES MIR RACING							45 Alex LONGARELA MONTES SPA						
1	2:18.787	<u>45.835</u>	46.797	46.155	102.0	2:18.787	IGAXTEAM BEON						
2	2:01.305	33.682	43.490	44.133	116.7	4:20.092	1	2:44.032	<u>1:11.942</u>	46.439	45.651	86.3	2:44.032
3	2:00.461	33.547	42.969	43.945	117.5	6:20.553	2	2:08.293	<u>40.300</u>	44.030	43.963	110.4	4:52.325
4	1:59.974	33.408	42.837	43.729	118.0	8:20.527	3	1:59.093	32.716	43.032	43.345	118.9	6:51.418
5	2:00.217	33.317	42.966	43.934	117.8	10:20.744	4	1:58.446	32.615	42.735	43.096	119.5	8:49.864
6	1:59.746	33.208	42.801	43.737	118.2	12:20.490	5	1:58.497	32.401	42.706	43.390	119.5	10:48.361
7	8:35.175 B	33.320	42.935	<u>7:18.920</u>	27.5	20:55.665	6	1:59.050	32.427	43.238	43.385	118.9	12:47.411
8	2:07.911	<u>39.550</u>	43.898	44.463	110.7	23:03.576	7	7:55.593 B	<u>40.669</u>	44.272	<u>6:30.652</u>	29.8	20:43.004
9	1:59.774	33.171	42.738	43.865	118.2	25:03.350	8	2:11.743	<u>44.554</u>	43.537	43.652	107.5	22:54.747
10	1:59.720	33.213	42.853	43.654	118.3	27:03.070	9	1:59.548	32.975	42.960	43.613	118.4	24:54.295
11	1:59.996	33.123	42.920	43.953	118.0	29:03.066	10	1:58.296	32.711	42.521	43.064	119.7	26:52.591
12	1:59.916	33.316	42.942	43.658	118.1	31:02.982	11	1:58.158	32.752	42.385	43.021	119.8	28:50.749
33 Enzo HOARAU FRA							12 1:57.712 32.529 42.266 42.917 120.3 30:48.461						
JEG RACING BEON							46 Alvaro LUCAS ESTEVE SPA						
1	3:10.434	<u>1:40.235</u>	45.032	45.167	74.4	3:10.434	MRE TALENT CORSE						
2	2:01.965	33.909	43.737	44.319	116.1	5:12.399	1	2:38.267	<u>1:01.636</u>	<u>49.039</u>	47.592	89.5	2:38.267
3	2:01.303	33.382	43.756	44.165	116.7	7:13.702	2	2:02.307	33.605	44.499	44.203	115.8	4:40.574
4	2:01.034	33.315	43.661	44.058	117.0	9:14.736	3	2:00.914	33.608	43.584	43.722	117.1	6:41.488
5	2:00.677	33.380	43.168	44.129	117.3	11:15.413	4	1:59.932	32.872	42.976	44.084	118.1	8:41.420
6	8:51.113 B	33.629	46.418	<u>7:31.066</u>	26.7	20:06.526	5	1:59.342	32.883	42.945	43.514	118.6	10:40.762
7	2:13.100	<u>44.811</u>	44.017	44.272	106.4	22:19.626							



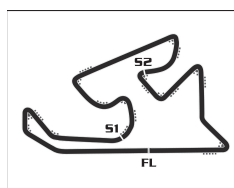
Moto4
ESBK
ENT. CRONOMETRADO

Vuelta a vuelta

CIRCUITO DE NAVARRA 3.933 m.

■ Mejor Personal ■ Mejor de la sesión ■ Cruzando por el pit lane

Vlt.	Tiempo	Sector 1	Sector 2	Sector 3	Km/h	T. Sesión	Vlt.	Tiempo	Sector 1	Sector 2	Sector 3	Km/h	T. Sesión
48 Andres GARCIA GONZALEZ SPA													
TEAM SPNEMACOMPETICION MIR RACING													
1	2:40.713	1:03.152	49.093	48.468	88.1	2:40.713							
2	2:04.521	34.311	44.733	45.477	113.7	4:45.234							
3	2:02.798	33.914	43.970	44.914	115.3	6:48.032							
4	2:03.018	33.842	44.189	44.987	115.1	8:51.050							
5	2:02.557	33.648	43.710	45.199	115.5	10:53.607							
6	2:02.507	33.967	43.924	44.616	115.6	12:56.114							
7	2:02.934	33.942	44.143	44.849	115.2	14:59.048							
8	2:09.880	34.166	46.118	49.596	109.0	17:08.928							
9	2:03.345	34.308	44.138	44.899	114.8	19:12.273							
10	2:03.118	34.244	43.862	45.012	115.0	21:15.391							
11	2:10.614	34.191	47.935	48.488	108.4	23:26.005							
12	2:01.616	33.730	43.377	44.509	116.4	25:27.621							
13	2:02.003	33.790	43.598	44.615	116.1	27:29.624							
14	2:04.143	33.555	44.946	45.642	114.1	29:33.767							
15	2:01.779	33.949	43.432	44.398	116.3	31:35.546							
49 Izan RODRIGUEZ ALVAREZ SPA													
ETG RACING BEON													
1	4:06.892	2:36.038	46.007	44.847	57.3	4:06.892							
2	2:01.001	33.771	43.348	43.882	117.0	6:07.893							
3	2:04.910	37.055	44.291	43.564	113.4	8:12.803							
4	1:59.744	33.461	42.928	43.355	118.2	10:12.547							
5	1:59.292	33.282	42.707	43.303	118.7	12:11.839							
6	2:00.686	33.216	42.983	44.487	117.3	14:12.525							
7	1:59.496	33.540	42.772	43.184	118.5	16:12.021							
8	5:51.629B	33.143	42.662	43.824	40.3	22:03.650							
9	2:12.044	43.499	43.739	44.806	107.2	24:15.694							
10	1:59.712	33.314	42.878	43.520	118.3	26:15.406							
65 Izan CURIA ALIAGA SPA													
TEAM CURIA / SEMILLA AZTECA MIR RACING													
1	3:12.800	1:37.543	48.590	46.667	73.4	3:12.800							
2	2:06.971	35.111	45.836	46.024	111.5	5:19.771							
3	2:06.888	35.020	45.710	46.158	111.6	7:26.659							
4	2:05.014	34.749	44.983	45.282	113.3	9:31.673							
5	2:03.561	34.022	44.453	45.086	114.6	11:35.234							
6	2:53.323B	34.442	45.204	1:33.677	81.7	14:28.557							
7	2:12.411	42.365	44.972	45.074	106.9	16:40.968							
8	2:04.005	34.313	44.524	45.168	114.2	18:44.973							
9	2:04.809	34.294	45.306	45.209	113.4	20:49.782							
10	2:03.950	34.301	44.349	45.300	114.2	22:53.732							
11	2:03.186	34.370	43.983	44.833	114.9	24:56.918							
12	2:02.598	33.935	43.882	44.781	115.5	26:59.516							
13	2:03.653	34.153	44.010	45.490	114.5	29:03.169							
14	2:03.022	33.990	44.175	44.857	115.1	31:06.191							
66 Joel MORA CIUCUR SPA													
QRG MOTOR RACING BEON													
1	5:20.696	3:46.735	47.648	46.313	44.2	5:20.696							
2	2:06.050	34.323	45.889	45.838	112.3	7:26.746							
3	2:04.495	34.097	45.065	45.333	113.7	9:31.241							
4	2:03.791	34.062	44.569	45.160	114.4	11:35.032							
5	2:05.058	34.404	45.116	45.538	113.2	13:40.090							
6	2:06.817	35.800	45.472	45.545	111.6	15:46.907							
7	3:42.298B	34.487	45.409	2:22.402	63.7	19:29.205							
8	2:14.652	43.316	45.562	45.774	105.2	21:43.857							
9	2:04.022	34.207	44.667	45.148	114.2	23:47.879							
10	2:03.600	34.127	44.387	45.086	114.6	25:51.479							
11	2:03.694	34.113	44.468	45.113	114.5	27:55.173							
12	2:03.887	34.073	44.612	45.202	114.3	29:59.060							
13	2:03.782	34.123	44.646	45.013	114.4	32:02.842							
70 Iaroslav KARPUSHIN RUS													
AUSTIN RACING VHC LIQUI MOLY CORSE													
1	4:34.373	3:00.910	47.555	45.908	51.6	4:34.373							
2	2:04.743	34.445	44.865	45.433	113.5	6:39.116							
3	2:04.184	34.096	44.260	45.828	114.0	8:43.300							
4	2:03.468	34.268	44.892	44.308	114.7	10:46.768							
5	2:02.492	33.650	44.168	44.674	115.6	12:49.260							
6	2:02.907	34.211	43.893	44.803	115.2	14:52.167							
7	2:02.205	33.807	43.860	44.538	115.9	16:54.372							
8	2:02.153	34.723	43.695	43.735	115.9	18:56.525							
9	2:00.956	33.364	43.519	44.073	117.1	20:57.481							
10	5:11.965B	34.758	48.158	3:49.049	45.4	26:09.446							
11	2:18.105	49.189	44.267	44.649	102.5	28:27.551							
71 Carlos CANO TORTOSA SPA													
H43 TEAM NOBBY BEON													
1	2:38.122	1:01.950	49.002	47.170	89.5	2:38.122							
2	2:02.275	33.502	44.428	44.345	115.8	4:40.397							
3	2:02.496	34.517	43.990	43.989	115.6	6:42.893							
4	1:59.926	32.934	43.376	43.616	118.1	8:42.819							
5	1:59.513	32.789	43.283	43.441	118.5	10:42.332							
6	1:59.277	32.691	43.238	43.348	118.7	12:41.609							
7	1:59.361	32.644	43.358	43.359	118.6	14:40.970							
8	1:58.691	32.692	42.801	43.198	119.3	16:39.661							
9	1:58.670	32.698	42.861	43.111	119.3	18:38.331							
10	1:59.562	32.979	43.136	43.447	118.4	20:37.893							
11	1:59.026	32.932	42.956	43.138	119.0	22:36.919							
12	2:00.666	32.858	43.386	44.422	117.3	24:37.585							
13	1:59.416	32.773	43.235	43.408	118.6	26:37.001							
14	1:59.277	32.815	42.936	43.526	118.7	28:36.278							
15	1:58.827	32.820	42.804	43.203	119.2	30:35.105							
72 Pio GABRIEL FRA													
JEG RACING BRS BEON													
1	2:41.280	1:08.165	46.577	46.538	87.8	2:41.280							
2	2:05.103	34.342	45.227	45.534	113.2	4:46.383							
3	2:04.743	34.053	45.125	45.565	113.5	6:51.126							
4	2:04.379	34.088	44.876	45.415	113.8	8:55.505							
5	2:03.967	34.121	44.608	45.238	114.2	10:59.472							
6	2:03.813	33.926	44.600	45.287	114.4	13:03.285							



Moto4
ESBK
ENT. CRONOMETRADO

Vuelta a vuelta

CIRCUITO DE NAVARRA 3.933 m.

■ Mejor Personal ■ Mejor de la sesión B Cruzando por el pit lane


Vlt.	Tiempo	Sector 1	Sector 2	Sector 3	Km/h	T. Sesión	Vlt.	Tiempo	Sector 1	Sector 2	Sector 3	Km/h	T. Sesión
7	2:04.026	34.111	44.898	45.017	114.2	15:07.311							
8	4:24.111B	34.021	45.184	<u>3:04.906</u>	53.6	19:31.422							
9	2:18.675	<u>47.664</u>	45.423	45.588	102.1	21:50.097							
10	2:04.204	34.248	44.656	45.300	114.0	23:54.301							
11	2:03.512	33.845	44.648	45.019	114.6	25:57.813							
12	2:03.633	34.070	44.558	45.005	114.5	28:01.446							
13	2:03.088	33.754	44.394	44.940	115.0	30:04.534							

77 Kerman D. MARTINEZ VELASQUEZ SPA

1	5:30.318	<u>3:58.214</u>	46.097	46.007	42.9	5:30.318
2	2:04.860	34.393	45.258	45.209	113.4	7:35.178
3	2:03.796	34.326	44.693	44.777	114.4	9:38.974
4	2:42.524B	34.209	45.021	<u>1:23.294</u>	87.1	12:21.498
5	2:10.672	<u>39.832</u>	45.488	45.352	108.4	14:32.170
6	2:03.456	34.474	44.279	44.703	114.7	16:35.626
7	2:02.902	34.176	43.976	44.750	115.2	18:38.528
8	2:01.805	33.893	43.472	44.440	116.2	20:40.333
9	2:02.403	34.174	43.897	44.332	115.7	22:42.736
10	2:01.494	33.508	43.829	44.157	116.5	24:44.230
11	2:00.877	33.504	43.201	44.172	117.1	26:45.107
12	2:01.394	33.706	43.276	44.412	116.6	28:46.501
13	2:00.899	33.595	43.057	44.247	117.1	30:47.400

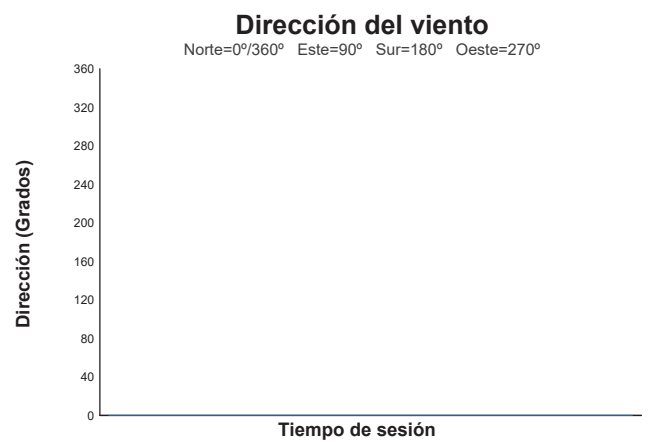
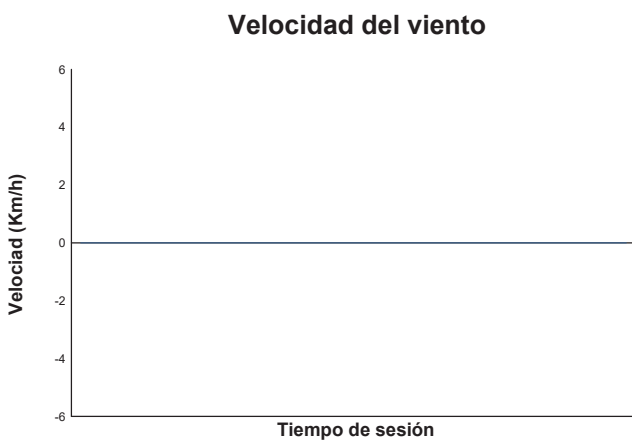
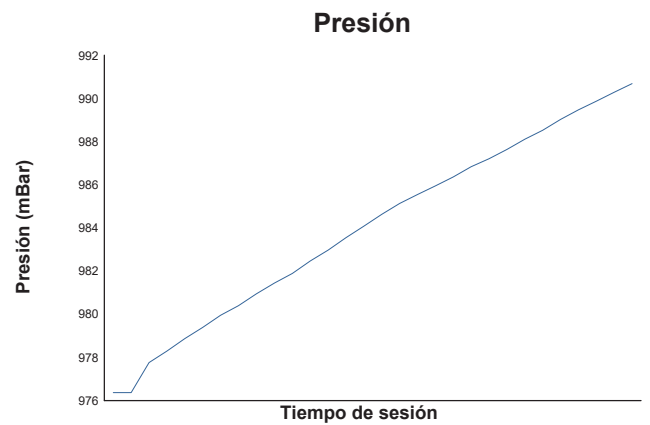

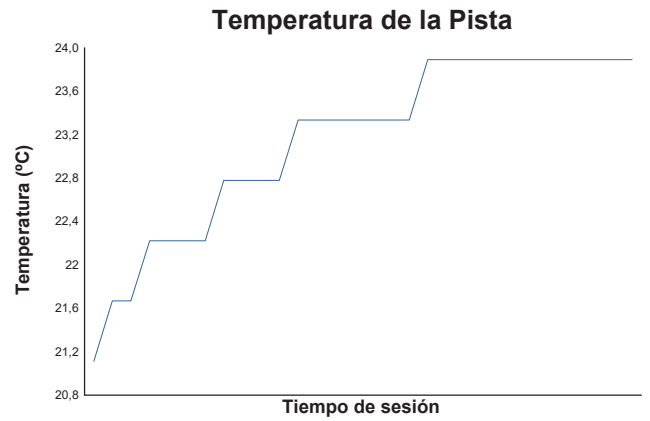
84 Lorenzo GUYAU FRA
TECH SOLUTIONS BEON

1	2:43.893	<u>1:01.858</u>	<u>49.690</u>	<u>52.345</u>	86.4	2:43.893
2	2:09.415	<u>36.954</u>	47.041	45.420	109.4	4:53.308
3	2:01.279	32.944	44.075	44.260	116.7	6:54.587
4	2:00.972	32.724	44.376	43.872	117.0	8:55.559
5	2:00.651	32.678	44.133	43.840	117.4	10:56.210
6	6:13.719B	32.493	44.756	<u>4:56.470</u>	37.9	17:09.929
7	2:13.836	<u>41.819</u>	44.773	47.244	105.8	19:23.765
8	2:01.585	33.485	44.110	43.990	116.5	21:25.350
9	2:00.325	32.713	43.677	43.935	117.7	23:25.675
10	2:00.122	32.834	43.739	43.549	117.9	25:25.797
11	2:00.202	32.616	43.765	43.821	117.8	27:25.999
12	1:59.848	33.153	42.977	43.718	118.1	29:25.847



ESBK
Moto4
ENT. CRONOMETRADO

Informe meteorológico



Estado de pista: **SECO**