



SUPERSPORT CAMPEONATO DE ESPAÑA DE SUPERBIKE

Entrenamiento Cronometrado

Clasificación

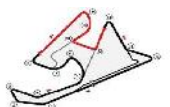
Nº	Piloto	Nac	Equipo	Moto	Neum. Cl.	Tiempo	Vlt.	Total	Dif.	Km/h
1	7 Kyle David SMITH	GBR	DR7 HMAX	YAMAHA	PIRELLI Superspc	1:41.018	13	13	-	140.2
2	12 Borja GOMEZ RUS	ESP	POLI-SPORT RACING	YAMAHA	MICHELIN Superspc	1:41.699	11	13	+0.681	139.2
3	99 Oscar GUTIERREZ IGLESIAS	ESP	ANDOTRANS TEAM TORRENTÓ	YAMAHA	MICHELIN Superspc	1:42.464	7	10	+1.446	138.2
4	95 Vertti TAKALA	FIN	KALLIO RACING JUNIOR TEAM	YAMAHA	Superspc	1:42.727	13	14	+1.709	137.8
5	18 Aleix VIU COTOLI	ESP	EASYRACE TEAM	YAMAHA	Superspc	1:42.862	9	11	+1.844	137.6
6	19 Joan DIAZ CORBELLA	ESP	H43 TEAM NOBBY-TALASUR-BLUMAG	YAMAHA	MICHELIN Superspc	1:43.440	14	15	+2.422	136.9
7	27 Alex BORNER PAMIES	GER	ANDOTRANS TEAM TORRENTÓ	YAMAHA	MICHELIN Superspc	1:43.627	14	14	+2.609	136.6
8	43 Simon JESPERSEN	DEN	MDS RACING	HONDA	MICHELIN Open600	1:43.674	10	13	+2.656	136.6
9	55 Alex TOLEDO ROMERO	ESP	MRE TALENT	YAMAHA	DUNLOP Superspc	1:43.865	13	14	+2.847	136.3
10	57 Kenny KOSKINEN	FIN	KALLIO RACING JUNIOR TEAM	YAMAHA	MICHELIN Superspc	1:43.869	8	13	+2.851	136.3
11	5 Thomas STRUDWICK	GBR	TEAM EDGE RST RACING	YAMAHA	PIRELLI Open600	1:43.904	4	13	+2.886	136.3
12	48 Nil ROIG MARTINEZ	ESP	GASSS RACING TEAM	YAMAHA	PIRELLI Open600	1:43.943	4	6	+2.925	136.2
13	74 Ferran CASAS PENDON	ESP	MDR SPAIN CIRCUITS	YAMAHA	MICHELIN Superspc	1:43.955	6	7	+2.937	136.2
14	71 Kimi PATOVA	FIN	RAM RACING YAMAHA	YAMAHA	MICHELIN Superspc	1:44.273	9	13	+3.255	135.8
15	10 David SANCHIS MARTINEZ	ESP	H43 TEAM NOBBY-TALASUR-BLUMAG	YAMAHA	MICHELIN Superspc	1:44.449	2	2	+3.431	135.6
16	47 Luis Miguel VERDUGO DE LA	ESP	DR7 HMAX	YAMAHA	PIRELLI Open600	1:44.502	13	13	+3.484	135.5
17	52 Guillem ERILL TRALLERO	ESP	DEZA- ISMABON RACING TEAM	KAWASAKI	PIRELLI Superspc	1:44.556	13	14	+3.538	135.4
18	91 Mihail FLOROV	BUL	YAMAHA STRATOS	YAMAHA	MICHELIN Superspc	1:44.569	6	13	+3.551	135.4
19	29 Juan Jose NUÑEZ SANCHEZ	ESP	SP57 RACING TEAM	YAMAHA	MICHELIN Open600	1:44.872	13	14	+3.854	135.0
20	81 Felix NASSI	FIN	MDR SPAIN CIRCUITS	YAMAHA	MICHELIN Superspc	1:44.882	4	11	+3.864	135.0
21	25 Jamie DAVIS	GBR	TEAM FIFTY MOTORSPORT	YAMAHA	DUNLOP Open600	1:44.927	12	12	+3.909	134.9
22	41 Alexis GONZALEZ CIO	ESP	XCTECH	YAMAHA	Superspc	1:45.057	9	10	+4.039	134.8
23	93 Mathias POULSEN	DEN	MDS RACING	HONDA	MICHELIN Open600	1:45.077	4	10	+4.059	134.7
24	97 Laurence EDGELEY	GBR	TEAM EDGE RST RACING	YAMAHA	PIRELLI Open600	1:45.575	5	10	+4.557	134.1
25	46 Francisca RUIZ VIDAL	ESP	PR46+1RACINGTEAM	YAMAHA	MICHELIN Open600	1:45.604	6	10	+4.586	134.1
26	17 Kamil Krzysztof KRZEMIEN	POL	DR7 HMAX	YAMAHA	PIRELLI Superspc	1:45.791	13	14	+4.773	133.8
27	64 Davide FABRI	ITA	H43 TEAM NOBBY-TALASUR-BLUMAG	YAMAHA	MICHELIN Superspc	1:46.386	6	13	+5.368	133.1
28	8 Erik MORILLAS CUENCA	ESP	THE MAGIC RACING	YAMAHA	MICHELIN Open600	1:46.440	10	14	+5.422	133.0
29	21 Eduardo MONTERO HUERTA	ESP	DR7 HMAX	YAMAHA	PIRELLI Open600	1:47.674	13	13	+6.656	131.5
30	9 Francisco GOMEZ REQUENA	ESP	MG FUEL - VRC TEAM	YAMAHA	MICHELIN Open600	1:50.392	7	7	+9.374	128.3
31	89 Antonio MOLINA GARRIDO	ESP	ARCO-MOTOR UNIVERSITY TEAM	YAMAHA	MICHELIN Open600	1:52.139	9	12	+11.121	126.3

Vuelta rápida: Vlt. 13 | Kyle David SMITH | 1:41.018 | 140.2 Km/h

Estado de pista: **SECO**

Hora de publicación:

Director de Carrera:	Jefe de Cronometraje:
----------------------	-----------------------





SUPERSPORT

CAMPEONATO DE ESPAÑA DE SUPERBIKE

Entrenamiento Cronometrado

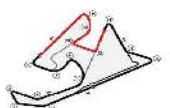
Clasificación por Clase

Nº Piloto	Nac	Equipo	Moto	Tiempo	Vlt. Total	Dif.	Km/h
Open600							
1	43	Simon JESPERSEN	DEN MDS RACING	HONDA	1:43.674	10 13	136.6
2	5	Thomas STRUDWICK	GBR TEAM EDGE RST RACING	YAMAHA	1:43.904	4 13	+0.230 +0.230 136.3
3	48	NII ROIG MARTINEZ	ESP GASSS RACING TEAM	YAMAHA	1:43.943	4 6	+0.269 +0.039 136.2
4	47	Luis Miguel VERDUGO DE LA TORRE	ESP DR7 HMAX	YAMAHA	1:44.502	13 13	+0.828 +0.559 135.5
5	29	Juan Jose NUÑEZ SANCHEZ	ESP SP57 RACING TEAM	YAMAHA	1:44.872	13 14	+1.198 +0.370 135.0
6	25	Jamie DAVIS	GBR TEAM FIFTY MOTORSPORT	YAMAHA	1:44.927	12 12	+1.253 +0.055 134.9
7	93	Mathias POULSEN	DEN MDS RACING	HONDA	1:45.077	4 10	+1.403 +0.150 134.7
8	97	Laurence EDGELEY	GBR TEAM EDGE RST RACING	YAMAHA	1:45.575	5 10	+1.901 +0.498 134.1
9	46	Francisca RUIZ VIDAL	ESP PR46+1RACINGTEAM	YAMAHA	1:45.604	6 10	+1.930 +0.029 134.1
10	8	Erik MORILLAS CUENCA	ESP THE MAGIC RACING	YAMAHA	1:46.440	10 14	+2.766 +0.836 133.0
11	21	Eduardo MONTERO HUERTA	ESP DR7 HMAX	YAMAHA	1:47.674	13 13	+4.000 +1.234 131.5
12	9	Francisco GOMEZ REQUENA	ESP MG FUEL - VRC TEAM	YAMAHA	1:50.392	7 7	+6.718 +2.718 128.3
13	89	Antonio MOLINA GARRIDO	ESP ARCO-MOTOR UNIVERSITY TEAM	YAMAHA	1:52.139	9 12	+8.465 +1.747 126.3
Supersport							
1	7	Kyle David SMITH	GBR DR7 HMAX	YAMAHA	1:41.018	13 13	140.2
2	12	Borja GOMEZ RUS	ESP POLI-SPORT RACING	YAMAHA	1:41.699	11 13	+0.681 +0.681 139.2
3	99	Oscar GUTIERREZ IGLESIAS	ESP ANDOTRANS TEAM TORRENTÓ	YAMAHA	1:42.464	7 10	+1.446 +0.765 138.2
4	95	Vertti TAKALA	FIN KALLIO RACING JUNIOR TEAM	YAMAHA	1:42.727	13 14	+1.709 +0.263 137.8
5	18	Aleix VIU COTOLI	ESP EASYRACE TEAM	YAMAHA	1:42.862	9 11	+1.844 +0.135 137.6
6	19	Joan DIAZ CORBELLA	ESP H43 TEAM NOBBY-TALASUR-BLUMAG	YAMAHA	1:43.440	14 15	+2.422 +0.578 136.9
7	27	Alex BORNER PAMIES	GER ANDOTRANS TEAM TORRENTÓ	YAMAHA	1:43.627	14 14	+2.609 +0.187 136.6
8	55	Alex TOLEDO ROMERO	ESP MRE TALENT	YAMAHA	1:43.865	13 14	+2.847 +0.238 136.3
9	57	Kenny KOSKINEN	FIN KALLIO RACING JUNIOR TEAM	YAMAHA	1:43.869	8 13	+2.851 +0.004 136.3
10	74	Ferran CASAS PENDON	ESP MDR SPAIN CIRCUITS	YAMAHA	1:43.955	6 7	+2.937 +0.086 136.2
11	71	Kimi PATOVA	FIN RAM RACING YAMAHA	YAMAHA	1:44.273	9 13	+3.255 +0.318 135.8
12	10	David SANCHIS MARTINEZ	ESP H43 TEAM NOBBY-TALASUR-BLUMAG	YAMAHA	1:44.449	2 2	+3.431 +0.176 135.6
13	52	Guillem ERILL TRALLERO	ESP DEZA- ISMABON RACING TEAM	KAWASAKI	1:44.556	13 14	+3.538 +0.107 135.4
14	91	Mihail FLOROV	BUL YAMAHA STRATOS	YAMAHA	1:44.569	6 13	+3.551 +0.013 135.4
15	81	Felix NASSI	FIN MDR SPAIN CIRCUITS	YAMAHA	1:44.882	4 11	+3.864 +0.313 135.0
16	41	Alexis GONZALEZ CIO	ESP XCTECH	YAMAHA	1:45.057	9 10	+4.039 +0.175 134.8
17	17	Kamil Krzysztof KRZEMIEN	POL DR7 HMAX	YAMAHA	1:45.791	13 14	+4.773 +0.734 133.8
18	64	Davide FABRI	ITA H43 TEAM NOBBY-TALASUR-BLUMAG	YAMAHA	1:46.386	6 13	+5.368 +0.595 133.1

Hora de publicación:

Estado de pista: **SECO**

Director de Carrera:	Jefe de Cronometraje:



Clasificación por Grupo

Nº Piloto	Nac	Equipo	Moto	Tiempo	Vlt. Total	Dif.	Km/h

Hora de publicación:

Estado de pista:

Director de Carrera: 	Jefe de Cronometraje:
-------------------------------------	--------------------------------------



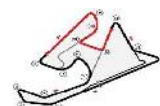
SUPERSPORT

CAMPEONATO DE ESPAÑA DE SUPERBIKE

Entrenamiento Cronometrado

Mejores tiempos de sector

Sector 1			Sector 2		Sector 3		Vuelta		Mejor	
Pos	Nº Piloto	Tiempo	Nº Piloto	Tiempo	Nº Piloto	Tiempo	Pos	Nº Piloto	Ideal	Vuelta
1	12 B.GOMEZ RUS	26.925	7 K.SMITH	37.250	7 K.SMITH	36.698	1	7 K.SMITH	1:41.018	1:41.018 (1)
2	7 K.SMITH	27.070	12 B.GOMEZ RUS	37.749	12 B.GOMEZ RUS	37.025	2	12 B.GOMEZ RUS	1:41.699	1:41.699 (2)
3	18 A.VIU COTOLI	27.218	99 O.GUTIERREZ IGLESIAS	38.038	99 O.GUTIERREZ IGLESIAS	37.189	3	99 O.GUTIERREZ IGLESIAS	1:42.464	1:42.464 (3)
4	99 O.GUTIERREZ IGLESIAS	27.237	95 V.TAKALA	38.049	95 V.TAKALA	37.248	4	95 V.TAKALA	1:42.557	1:42.727 (4)
5	95 V.TAKALA	27.260	18 A.VIU COTOLI	38.198	18 A.VIU COTOLI	37.302	5	18 A.VIU COTOLI	1:42.718	1:42.862 (5)
6	57 K.KOSKINEN	27.471	19 J.DIAZ CORBELLA	38.318	27 A.BORNER PAMIES	37.310	6	19 J.DIAZ CORBELLA	1:43.254	1:43.440 (6)
7	74 F.CASAS PENDON	27.475	10 D.SANCHIS MARTINEZ	38.324	5 T.STRUDWICK	37.360	7	27 A.BORNER PAMIES	1:43.545	1:43.627 (7)
8	19 J.DIAZ CORBELLA	27.501	5 T.STRUDWICK	38.397	19 J.DIAZ CORBELLA	37.435	8	57 K.KOSKINEN	1:43.558	1:43.869 (10)
9	71 K.PATOVA	27.535	74 F.CASAS PENDON	38.438	43 S.JESPERSEN	37.449	9	5 T.STRUDWICK	1:43.586	1:43.904 (11)
10	55 A.TOLEDO ROMERO	27.549	27 A.BORNER PAMIES	38.466	48 N.ROIG MARTINEZ	37.474	10	74 F.CASAS PENDON	1:43.671	1:43.955 (13)
11	48 N.ROIG MARTINEZ	27.559	57 K.KOSKINEN	38.470	57 K.KOSKINEN	37.617	11	43 S.JESPERSEN	1:43.674	1:43.674 (8)
12	10 D.SANCHIS MARTINEZ	27.652	43 S.JESPERSEN	38.545	55 A.TOLEDO ROMERO	37.618	12	10 D.SANCHIS MARTINEZ	1:43.734	1:44.449 (15)
13	43 S.JESPERSEN	27.680	91 M.FLOROV	38.605	71 K.PATOVA	37.745	13	48 N.ROIG MARTINEZ	1:43.823	1:43.943 (12)
14	81 F.NASSI	27.684	52 G.ERILL TRALLERO	38.627	10 D.SANCHIS MARTINEZ	37.758	14	55 A.TOLEDO ROMERO	1:43.865	1:43.865 (9)
15	47 L.VERDUGO DE LA TORRE	27.706	47 L.VERDUGO DE LA TORRE	38.680	74 F.CASAS PENDON	37.758	15	71 K.PATOVA	1:44.074	1:44.273 (14)
16	27 A.BORNER PAMIES	27.769	55 A.TOLEDO ROMERO	38.698	93 M.POULSEN	37.760	16	47 L.VERDUGO DE LA TORRE	1:44.249	1:44.502 (16)
17	5 T.STRUDWICK	27.829	48 N.ROIG MARTINEZ	38.790	29 J.NUÑEZ SANCHEZ	37.831	17	52 G.ERILL TRALLERO	1:44.465	1:44.556 (17)
18	52 G.ERILL TRALLERO	27.909	71 K.PATOVA	38.794	47 L.VERDUGO DE LA TORRE	37.863	18	91 M.FLOROV	1:44.517	1:44.569 (18)
19	29 J.NUÑEZ SANCHEZ	27.972	41 A.GONZALEZ CIO	38.827	52 G.ERILL TRALLERO	37.929	19	81 F.NASSI	1:44.601	1:44.882 (20)
20	91 M.FLOROV	27.978	25 J.DAVIS	38.882	41 A.GONZALEZ CIO	37.934	20	29 J.NUÑEZ SANCHEZ	1:44.743	1:44.872 (19)
21	41 A.GONZALEZ CIO	28.004	81 F.NASSI	38.913	91 M.FLOROV	37.934	21	41 A.GONZALEZ CIO	1:44.765	1:45.057 (22)
22	25 J.DAVIS	28.023	97 L.EDGELEY	38.938	46 F.RUIZ VIDAL	37.936	22	25 J.DAVIS	1:44.927	1:44.927 (21)
23	46 F.RUIZ VIDAL	28.148	29 J.NUÑEZ SANCHEZ	38.940	81 F.NASSI	38.004	23	93 M.POULSEN	1:44.952	1:45.077 (23)
24	93 M.POULSEN	28.179	93 M.POULSEN	39.013	25 J.DAVIS	38.022	24	46 F.RUIZ VIDAL	1:45.150	1:45.604 (25)
25	97 L.EDGELEY	28.238	46 F.RUIZ VIDAL	39.066	97 L.EDGELEY	38.056	25	97 L.EDGELEY	1:45.232	1:45.575 (24)
26	8 E.MORILLAS CUENCA	28.337	17 K.KRZEMIEN	39.142	17 K.KRZEMIEN	38.068	26	17 K.KRZEMIEN	1:45.630	1:45.791 (26)
27	17 K.KRZEMIEN	28.420	64 D.FABRI	39.287	8 E.MORILLAS CUENCA	38.468	27	64 D.FABRI	1:46.339	1:46.386 (27)
28	64 D.FABRI	28.467	8 E.MORILLAS CUENCA	39.598	64 D.FABRI	38.585	28	8 E.MORILLAS CUENCA	1:46.403	1:46.440 (28)
29	21 E.MONTERO HUERTA	28.609	21 E.MONTERO HUERTA	39.917	21 E.MONTERO HUERTA	38.761	29	21 E.MONTERO HUERTA	1:47.287	1:47.674 (29)
30	9 F.GOMEZ REQUENA	29.642	9 F.GOMEZ REQUENA	40.903	9 F.GOMEZ REQUENA	39.766	30	9 F.GOMEZ REQUENA	1:50.311	1:50.392 (30)
31	89 A.MOLINA GARRIDO	29.861	89 A.MOLINA GARRIDO	41.566	89 A.MOLINA GARRIDO	40.516	31	89 A.MOLINA GARRIDO	1:51.943	1:52.139 (31)





CIRCUITO DE NAVARRA 3.933 m.

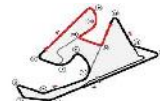
SUPERSPORT

CAMPEONATO DE ESPAÑA DE SUPERBIKE

Después de Entrenamiento Cronometrado

Velocidad máxima del evento

Nº Piloto	Equipo	Moto	Clase	V.Max	Vit.	Sesión
48 Nil ROIG MARTINEZ	GASSS RACING TEAM	YAMAHA	Open600	254.1	5	Entrenamiento Cronome
10 David SANCHIS MARTINEZ	H43 TEAM NOBBY-TALASUR-BLUMAG	YAMAHA	Supersport	252.3	3	Entrenamiento Cronome
95 Vertti TAKALA	KALLIO RACING JUNIOR TEAM	YAMAHA	Supersport	251.7	3	Entrenamiento Cronome
41 Alexis GONZALEZ CIO	XCTECH	YAMAHA	Supersport	251.2	4	Entrenamiento Cronome
19 Joan DIAZ CORBELLA	H43 TEAM NOBBY TALASUR-BLUMAG	YAMAHA	Supersport	250.6	11	Entrenamiento Cronome
27 Alex BORNER PAMIES	ANDOTRANS TEAM TORRENTÓ	YAMAHA	Supersport	250.6	10	Entrenamiento Cronome
99 Oscar GUTIERREZ IGLESIAS	ANDOTRANS TEAM TORRENTÓ	YAMAHA	Supersport	250.6	9	Entrenamiento Cronome
43 Simon JESPERSEN	MDS RACING	HONDA	Open600	250.0	9	Entrenamiento Cronome
71 Kimi PATOVA	RAM RACING YAMAHA	YAMAHA	Supersport	250.0	2	Entrenamiento Cronome
81 Felix NASSI	MDR SPAIN CIRCUITS	YAMAHA	Supersport	250.0	5	Entrenamiento Cronome
74 Ferran CASAS PENDON	MDR SPAIN CIRCUITS	YAMAHA	Supersport	249.4	4	Entrenamiento Cronome
18 Aleix VIU COTOLI	EASYRACE TEAM	YAMAHA	Supersport	248.8	2	Entrenamiento Cronome
25 Jamie DAVIS	TEAM FIFTY MOTORSPORT	YAMAHA	Open600	248.3	4	Entrenamiento Cronome
12 Borja GOMEZ RUS	POLI-SPORT RACING	YAMAHA	Supersport	247.7	10	Entrenamiento Cronome
29 Juan Jose NUÑEZ SANCHEZ	SP57 RACING TEAM	YAMAHA	Open600	247.7	3	Entrenamiento Cronome
57 Kenny KOSKINEN	KALLIO RACING JUNIOR TEAM	YAMAHA	Supersport	247.7	2	Entrenamiento Cronome
7 Kyle David SMITH	DR7 HMAX	YAMAHA	Supersport	247.7	4	Entrenamiento Cronome
46 Francisca RUIZ VIDAL	PR46+1RACINGTEAM	YAMAHA	Open600	247.1	10	Entrenamiento Cronome
5 Thomas STRUDWICK	TEAM EDGE RST RACING	YAMAHA	Open600	247.1	8	Entrenamiento Cronome
55 Alex TOLEDO ROMERO	MRE TALENT	YAMAHA	Supersport	247.1	6	Entrenamiento Cronome
64 Davide FABRI	H43 TEAM NOBBY-TALASUR-BLUMAG	YAMAHA	Supersport	247.1	3	Entrenamiento Cronome
93 Mathias POULSEN	MDS RACING	HONDA	Open600	247.1	5	Entrenamiento Cronome
9 Francisco GOMEZ REQUENA	MG FUEL - VRC TEAM	YAMAHA	Open600	246.6	6	Entrenamiento Cronome
52 Guillem ERILL TRALLERO	DEZA- ISMABON RACING TEAM	KAWASAKI	Supersport	246.0	8	Entrenamiento Cronome
47 Luis Miguel VERDUGO DE LA TORRE	DR7 HMAX	YAMAHA	Open600	244.9	12	Entrenamiento Cronome
91 Mihail FLOROV	YAMAHA STRATOS	YAMAHA	Supersport	244.9	3	Entrenamiento Cronome
21 Eduardo MONTERO HUERTA	DR7 HMAX	YAMAHA	Open600	244.3	2	Entrenamiento Cronome
97 Laurence EDGELEY	TEAM EDGE RST RACING	YAMAHA	Open600	243.8	2	Entrenamiento Cronome
8 Erik MORILLAS CUENCA	THE MAGIC RACING	YAMAHA	Open600	242.2	5	Entrenamiento Cronome
17 Kamil Krzysztof KRZEMIEN	DR7 HMAX	YAMAHA	Supersport	241.6	6	Entrenamiento Cronome
89 Antonio MOLINA GARRIDO	ARCO-MOTOR UNIVERSITY TEAM	YAMAHA	Open600	241.6	9	Entrenamiento Cronome





SUPERSPORT

CAMPEONATO DE ESPAÑA DE SUPERBIKE

Entrenamiento Cronometrado

Secuencia de vueltas rápidas

T. Sesión	Nº Piloto	Equipo	Moto	Clase	Tiempo	Km/h	Vlt.
3:47.954	8 Erik MORILLAS CUENCA	THE MAGIC RACING	YAMAHA	Open600	1:48.420	130.6	2
4:02.347	48 Nii ROIG MARTINEZ	GASSS RACING TEAM	YAMAHA	Open600	1:45.050	134.8	2
4:28.748	10 David SANCHIS MARTINEZ	H43 TEAM NOBBY-TALASUR-BLUMAQ	YAMAHA	Superspor	1:44.449	135.6	2
4:41.550	95 Vertti TAKALA	KALLIO RACING JUNIOR TEAM	YAMAHA	Superspor	1:44.106	136.0	2
5:21.620	7 Kyle David SMITH	DR7 HMAX	YAMAHA	Superspor	1:43.624	136.6	2
8:01.617	18 Aleix VIU COTOLI	EASYRACE TEAM	YAMAHA	Superspor	1:43.207	137.2	4
8:48.349	7 Kyle David SMITH	DR7 HMAX	YAMAHA	Superspor	1:42.526	138.1	4
12:13.271	7 Kyle David SMITH	DR7 HMAX	YAMAHA	Superspor	1:42.215	138.5	6
26:27.297	12 Borja GOMEZ RUS	POLI-SPORT RACING	YAMAHA	Superspor	1:41.949	138.9	10
28:08.996	12 Borja GOMEZ RUS	POLI-SPORT RACING	YAMAHA	Superspor	1:41.699	139.2	11
28:20.427	7 Kyle David SMITH	DR7 HMAX	YAMAHA	Superspor	1:41.376	139.7	12
30:01.445	7 Kyle David SMITH	DR7 HMAX	YAMAHA	Superspor	1:41.018	140.2	13





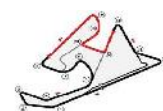
SUPERSPORT CAMPEONATO DE ESPAÑA DE SUPERBIKE

Entrenamiento Cronometrado

Vuelta a vuelta

Mejor Personal Mejor de la sesión Cruzando por el pit lane

Vlt.	Tiempo	Sector 1	Sector 2	Sector 3	Km/h	T. Sesión	Vlt.	Tiempo	Sector 1	Sector 2	Sector 3	Km/h	T. Sesión	
5	Thomas STRUDWICK GBR						TEAM EDGE RST RACING YAMAHA	6	1:51.033	29.652	41.310	40.071	127.5	29:12.178
	1	2:33.426	1:14.545	40.403	38.478	92.3		2:33.426						
	2	1:45.416	28.320	39.044	38.052	134.3		4:18.842						
	3	1:44.497	28.034	38.737	37.726	135.5		6:03.339						
	4	1:43.904	27.829	38.551	37.524	136.3		7:47.243						
	5	1:43.672	27.915	38.397	37.360	136.6		9:30.915						
	6	8:38.827 B	28.931	42.670	7:27.226	27.3		18:09.742						
	7	1:56.941	37.420	40.954	38.567	121.1		20:06.683						
	8	1:47.173	28.675	39.816	38.682	132.1		21:53.856						
	9	1:44.928	28.236	38.903	37.789	134.9		23:38.784						
	10	1:45.027	28.177	39.161	37.689	134.8		25:23.811						
	11	1:44.288	28.084	38.631	37.573	135.8		27:08.099						
	12	1:46.579	28.024	40.013	38.542	132.8		28:54.678						
	13	1:44.310	27.976	38.422	37.912	135.7		30:38.988						
7	Kyle David SMITH GBR						DR7 HMAX YAMAHA	7	1:50.392	29.723	40.903	39.766	128.3	31:02.570
	1	3:37.996	2:21.223	39.138	37.635	64.9		3:37.996						
	2	1:43.624	28.000	38.395	37.229	136.6		5:21.620						
	3	1:44.203	27.900	37.897	38.406	135.9		7:05.823						
	4	1:42.526	27.489	37.979	37.058	138.1		8:48.349						
	5	1:42.707	27.563	37.941	37.203	137.9		10:31.056						
	6	1:42.215	27.343	37.794	37.078	138.5		12:13.271						
	7	1:43.686	28.077	38.496	37.113	136.6		13:56.957						
	8	1:43.665	27.290	38.389	37.986	136.6		15:40.622						
	9	1:42.512	27.453	37.774	37.285	138.1		17:23.134						
	10	7:23.628 B	27.726	38.194	6:17.708	31.9		24:46.762						
	11	1:52.289	36.108	39.109	37.072	126.1		26:39.051						
	12	1:41.376	27.263	37.266	36.847	139.7		28:20.427						
	13	1:41.018	27.070	37.250	36.698	140.2		30:01.445						
8	Erik MORILLAS CUENCA ESP						THE MAGIC RACING YAMAHA	8	1:51.033	29.652	41.310	40.071	127.5	29:12.178
	1	1:59.534	39.150	41.091	39.293	118.4		1:59.534						
	2	1:48.420	29.237	40.270	38.913	130.6		3:47.954						
	3	1:47.187	28.697	39.725	38.765	132.1		5:35.141						
	4	1:48.395	28.734	40.888	38.773	130.6		7:23.536						
	5	1:52.996	28.337	39.736	44.923	125.3		9:16.532						
	6	5:51.149 B	28.348	39.755	4:43.046	40.3		15:07.681						
	7	1:55.586	35.957	40.575	39.054	122.5		17:03.267						
	8	1:46.936	28.538	39.837	38.561	132.4		18:50.203						
	9	1:47.062	28.475	39.829	38.758	132.2		20:37.265						
	10	1:46.440	28.374	39.598	38.468	133.0		22:23.705						
	11	3:06.009 B	28.426	40.329	1:57.254	76.1		25:29.714						
	12	2:01.098	40.734	40.929	39.435	116.9		27:30.812						
	13	1:53.214	29.538	40.320	43.356	125.1		29:24.026						
14	1:48.631	29.436	40.064	39.131	130.3	31:12.657								
9	Francisco GOMEZ REQUENA ESP						MG FUEL - VRC TEAM YAMAHA	9	1:51.033	29.652	41.310	40.071	127.5	29:12.178
	1	13:01.261 B	1:04.330	44.380	...	18.1		13:01.261						
	2	8:28.147 B	40.299	46.407	7:01.441	27.9		21:29.408						
	3	2:05.969	37.893	46.067	42.009	112.4		23:35.377						
	4	1:53.128	30.640	42.270	40.218	125.2		25:28.505						
	5	1:52.640	29.642	41.547	41.451	125.7		27:21.145						
10	David SANCHIS MARTINEZ ESP						H43 TEAM NOBBY-TALASUR-BLUM. YAMAHA	10	1:51.033	29.652	41.310	40.071	127.5	29:12.178
	1	2:44.299	1:24.455	40.802	39.042	86.2		2:44.299						
12	Borja GOMEZ RUS ESP						POLI-SPORT RACING YAMAHA	2	1:44.449	27.911	38.780	37.758	135.6	4:28.748
	1	3:53.039	2:32.769	41.351	38.919	60.8		3:53.039						
17	Kamil Krzysztof KRZEMIEN POL						DR7 HMAX YAMAHA	1	1:44.124	27.618	38.858	37.648	136.0	5:37.163
	2	1:44.182	27.471	39.018	37.693	135.9		7:21.345						
	3	1:43.366	27.334	38.563	37.469	137.0		9:04.711						
	4	1:42.604	27.113	38.135	37.356	138.0		10:47.315						
	5	1:42.720	27.115	38.386	37.219	137.8		12:30.035						
	6	1:42.601	27.047	38.223	37.331	138.0		14:12.636						
	7	1:42.601	27.047	38.223	37.331	138.0		14:12.636						
	8	8:34.217 B	28.239	40.160	7:25.818	27.5		22:46.853						
	9	1:58.495	39.289	41.006	38.200	119.5		24:45.348						
	10	1:41.949	27.026	37.894	37.029	138.9		26:27.297						
	11	1:41.699	26.925	37.749	37.025	139.2		28:08.996						
	12	1:41.982	26.965	37.892	37.125	138.8		29:50.978						
	13	1:43.940	27.408	39.142	37.390	136.2		31:34.918						
	18	Aleix VIU COTOLI ESP						EASYRACE TEAM YAMAHA	17	1:51.033	29.652	41.310	40.071	127.5
1		2:52.916	1:31.453	41.160	40.303	81.9	2:52.916							
2		1:47.893	29.438	39.838	38.617	131.2	4:40.809							
3		1:46.545	28.668	39.489	38.388	132.9	6:27.354							
4		1:52.808	32.362	41.955	38.491	125.5	8:20.162							
5		1:47.449	28.662	40.094	38.693	131.8	10:07.611							
6		1:45.955	28.745	39.142	38.068	133.6	11:53.566							
7		5:53.213 B	30.549	40.858	4:41.806	40.1	17:46.779							
8		1:55.421	35.683	40.671	39.067	122.7	19:42.200							
9		1:49.331	29.142	41.318	38.871	129.5	21:31.531							
10		1:46.734	28.485	39.996	38.253	132.7	23:18.265							
11		1:46.279	28.420	39.612	38.247	133.2	25:04.544							
12		1:46.252	28.572	39.585	38.095	133.3	26:50.796							
13		1:45.791	28.430	39.212	38.149	133.8	28:36.587							
14	1:45.856	28.432	39.166	38.258	133.8	30:22.443								
19	Joan DIAZ CORBELLA ESP						H43 TEAM NOBBY TALASUR-BLUM. YAMAHA	18	1:51.033	29.652	41.310	40.071	127.5	29:12.178
	1	2:48.844	1:29.218	40.434	39.192	83.9		2:48.844						
	2	1:45.810	28.296	39.431	38.083	133.8		4:34.654						
	3	1:43.756	27.679	38.575	37.502	136.5		6:18.410						
	4	1:43.207	27.411	38.359	37.437	137.2		8:01.617						
	5	1:43.043	27.218	38.363	37.462	137.4		9:44.660						
	6	9:16.880 B	30.992	40.527	8:05.361	25.4		19:01.540						
	7	1:57.556	40.196	39.614	37.746	120.4		20:59.096						
	8	1:43.049	27.292	38.281	37.476	137.4		22:42.145						
	9	1:42.862	27.362	38.198	37.302	137.6		24:25.007						
	10	1:49.684	32.189	39.079	38.416	129.1		26:14.691						
11	1:43.039	27.362	38.269	37.408	137.4	27:57.730								





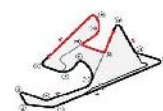
SUPERSPORT CAMPEONATO DE ESPAÑA DE SUPERBIKE

Entrenamiento Cronometrado

Vuelta a vuelta

■ Mejor Personal ■ Mejor de la sesión ■ Cruzando por el pit lane

Vlt.	Tiempo	Sector 1	Sector 2	Sector 3	Km/h	T. Sesión	Vlt.	Tiempo	Sector 1	Sector 2	Sector 3	Km/h	T. Sesión
21 Eduardo MONTERO HUERTA ESP DR7 HMAX YAMAHA													
1	2:35.188	1:14.181	41.464	39.543	91.2	2:35.188	9	1:44.400	27.840	38.673	37.887	135.6	22:39.868
2	1:52.824	33.487	40.330	39.007	125.5	4:28.012	10	1:44.225	27.788	38.751	37.686	135.8	24:24.093
3	1:47.789	28.609	40.256	38.924	131.4	6:15.801	11	1:46.786	28.628	39.795	38.363	132.6	26:10.879
4	6:16.955	28.698	40.529	5:07.728	37.6	12:32.756	12	1:44.417	27.769	38.679	37.969	135.6	27:55.296
5	2:00.477	38.532	42.576	39.369	117.5	14:33.233	13	1:43.855	27.846	38.513	37.496	136.3	29:39.151
6	1:47.979	28.977	40.219	38.783	131.1	16:21.212	14	1:43.627	27.769	38.466	37.392	136.6	31:22.778
7	1:47.723	28.760	39.917	39.046	131.4	18:08.935							
8	1:48.275	28.992	40.215	39.068	130.8	19:57.210							
9	3:25.046	40.319	41.135	2:03.592	69.1	23:22.256							
10	2:10.983	40.469	47.395	43.119	108.1	25:33.239							
11	1:50.783	29.133	41.068	40.582	127.8	27:24.022							
12	1:47.962	28.761	40.220	38.981	131.1	29:11.984							
13	1:47.674	28.782	40.131	38.761	131.5	30:59.658							
25 Jamie DAVIS GBR TEAM FIFTY MOTORSPORT YAMAHA													
1	3:26.798	2:03.372	42.607	40.819	68.5	3:26.798							
2	1:50.599	30.367	40.699	39.533	128.0	5:17.397							
3	1:48.548	29.382	40.080	39.086	130.4	7:05.945							
4	1:47.673	28.839	39.874	38.960	131.5	8:53.618							
5	6:05.988	29.287	39.966	4:56.735	38.7	14:59.606							
6	1:59.036	39.361	40.490	39.185	118.9	16:58.642							
7	1:46.600	28.780	39.384	38.436	132.8	18:45.242							
8	1:45.992	28.395	39.138	38.459	133.6	20:31.234							
9	1:45.611	28.189	39.080	38.342	134.1	22:16.845							
10	1:45.408	28.158	39.073	38.177	134.3	24:02.253							
11	1:45.506	28.162	39.193	38.151	134.2	25:47.759							
12	1:44.927	28.023	38.882	38.022	134.9	27:32.686							
27 Alex BORNER PAMIES GER ANDOTRANS TEAM TORRENTÓ YAMAHA													
1	4:09.304	2:48.954	41.069	39.281	56.8	4:09.304							
2	1:47.707	29.586	40.025	38.096	131.5	5:57.011							
3	1:44.819	28.076	39.007	37.736	135.1	7:41.830							
4	1:43.942	28.090	38.542	37.310	136.2	9:25.772							
5	1:43.902	27.840	38.486	37.576	136.3	11:09.674							
6	6:04.317	28.229	41.126	4:54.962	38.9	17:13.991							
7	1:56.311	37.852	39.640	38.819	121.7	19:10.302							
8	1:45.166	28.117	39.003	38.046	134.6	20:55.468							
29 Juan Jose NUÑEZ SANCHEZ ESP SP57 RACING TEAM YAMAHA													
1	2:47.074	1:25.243	42.151	39.680	84.7	2:47.074							
2	1:48.242	29.360	40.207	38.675	130.8	4:35.316							
3	1:46.454	28.524	39.675	38.255	133.0	6:21.770							
4	1:45.939	28.309	39.382	38.248	133.7	8:07.709							
5	1:47.118	28.388	40.112	38.618	132.2	9:54.827							
6	1:46.061	28.333	39.495	38.233	133.5	11:40.888							
7	5:33.306	28.727	40.803	4:23.776	42.5	17:14.194							
8	2:01.790	42.312	40.820	38.658	116.3	19:15.984							
9	1:45.171	28.167	38.954	38.050	134.6	21:01.155							
10	1:44.942	28.035	39.016	37.891	134.9	22:46.097							
11	1:44.944	27.972	39.076	37.896	134.9	24:31.041							
12	1:45.056	28.079	39.146	37.831	134.8	26:16.097							
13	1:44.872	28.096	38.940	37.836	135.0	28:00.969							
14	1:57.325	33.980	44.717	38.628	120.7	29:58.294							
41 Alexis GONZALEZ CIO ESP XCTECH YAMAHA													
1	2:48.860	1:27.871	41.329	39.660	83.8	2:48.860							
2	1:47.391	28.782	39.934	38.675	131.8	4:36.251							
3	1:46.726	28.231	39.784	38.711	132.7	6:22.977							
4	1:46.796	28.276	40.064	38.456	132.6	8:09.773							
5	1:46.900	28.550	39.838	38.512	132.4	9:56.673							
6	9:54.598	30.424	41.459	8:42.715	23.8	19:51.271							
7	1:59.374	40.943	39.904	38.527	118.6	21:50.645							
8	1:45.095	28.108	38.827	38.160	134.7	23:35.740							
9	1:45.057	28.085	39.038	37.934	134.8	25:20.797							
10	1:45.262	28.004	39.222	38.036	134.5	27:06.059							
43 Simon JESPERSEN DEN MDS RACING HONDA													
1	2:31.498	1:12.628	40.293	38.577	93.5	2:31.498							
2	1:45.642	28.277	39.194	38.171	134.0	4:17.140							
3	1:44.696	27.914	38.813	37.969	135.2	6:01.836							
4	1:44.378	28.098	38.715	37.565	135.6	7:46.214							
5	1:44.297	27.941	38.842	37.514	135.8	9:30.511							
6	8:36.785	29.917	40.278	7:26.590	27.4	18:07.296							
7	1:55.711	37.686	39.862	38.163	122.4	20:03.007							
8	1:45.018	28.310	38.774	37.934	134.8	21:48.025							
9	1:44.380	27.850	38.590	37.940	135.6	23:32.405							
10	1:43.674	27.680	38.545	37.449	136.6	25:16.079							
11	1:46.394	29.310	38.941	38.143	133.1	27:02.473							
12	1:44.161	27.816	38.636	37.709	135.9	28:46.634							
13	1:54.812	30.988	38.813	45.011	123.3	30:41.446							
46 Francisca RUIZ VIDAL ESP PR46+1RACINGTEAM YAMAHA													
1	3:28.335	2:02.544	43.672	42.119	68.0	3:28.335							
2	1:52.551	29.154	42.644	40.753	125.8	5:20.886							





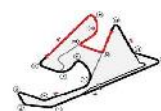
SUPERSPORT CAMPEONATO DE ESPAÑA DE SUPERBIKE

Entrenamiento Cronometrado

Vuelta a vuelta

■ Mejor Personal ■ Mejor de la sesión ■ Cruzando por el pit lane

Vlt.	Tiempo	Sector 1	Sector 2	Sector 3	Km/h	T. Sesión	Vlt.	Tiempo	Sector 1	Sector 2	Sector 3	Km/h	T. Sesión	
3	1:46.935	28.821	39.515	38.599	132.4	7:07.821	5	1:45.014	27.866	39.340	37.808	134.8	9:26.676	
4	1:45.874	28.366	39.572	37.936	133.7	8:53.695	6	1:44.749	27.673	39.418	37.658	135.2	11:11.425	
5	1:46.588	28.739	39.558	38.291	132.8	10:40.283	7	1:44.492	27.647	39.090	37.755	135.5	12:55.917	
6	1:45.604	28.382	39.214	38.008	134.1	12:25.887	8	6:35.475B	27.949	39.628	5:27.898	35.8	19:31.392	
7	1:46.160	28.247	39.625	38.288	133.4	14:12.047	9	1:51.806	33.900	39.667	38.239	126.6	21:23.198	
8	1:45.670	28.194	39.394	38.082	134.0	15:57.717	10	1:44.575	27.846	39.038	37.691	135.4	23:07.773	
9	1:46.802	28.580	40.202	38.020	132.6	17:44.519	11	1:44.361	27.719	38.938	37.704	135.7	24:52.134	
10	2:31.451	28.148	39.066	1:24.237	93.5	20:15.970	12	1:48.122	27.849	40.461	39.812	131.0	26:40.256	
47	Luis Miguel VERDUGO DE LA TORRE ESP							13	1:43.865	27.549	38.698	37.618	136.3	28:24.121
	DR7 HMAX YAMAHA							14	1:48.429	28.316	41.637	38.476	130.6	30:12.550
1	3:14.556	1:54.668	40.435	39.453	72.8	3:14.556	57	Kenny KOSKINEN FIN						
2	1:49.206	30.463	39.986	38.757	129.7	5:03.762		KALLIO RACING JUNIOR TEAM YAMAHA						
3	1:46.070	28.135	39.340	38.595	133.5	6:49.832	1	2:44.459	1:24.751	40.760	38.948	86.1	2:44.459	
4	1:45.693	28.144	39.018	38.531	134.0	8:35.525	2	1:44.867	27.911	39.070	37.886	135.0	4:29.326	
5	1:45.589	28.048	39.103	38.438	134.1	10:21.114	3	1:44.521	27.675	38.850	37.996	135.5	6:13.847	
6	1:51.771	31.537	41.243	38.991	126.7	12:12.885	4	1:44.298	27.727	38.674	37.897	135.8	7:58.145	
7	8:46.816B	29.328	39.156	7:38.332	26.9	20:59.701	5	8:13.168B	28.426	39.930	7:04.812	28.7	16:11.313	
8	1:56.163	37.583	40.177	38.403	121.9	22:55.864	6	1:49.214	32.271	39.060	37.883	129.6	18:00.527	
9	1:45.230	28.017	39.237	37.976	134.6	24:41.094	7	1:45.144	27.754	38.702	38.688	134.7	19:45.671	
10	1:44.714	27.820	39.031	37.863	135.2	26:25.808	8	1:43.869	27.612	38.554	37.703	136.3	21:29.540	
11	1:44.570	27.747	38.931	37.892	135.4	28:10.378	9	1:44.302	27.648	38.721	37.933	135.7	23:13.842	
12	1:44.693	27.706	38.881	38.106	135.2	29:55.071	10	1:43.968	27.788	38.563	37.617	136.2	24:57.810	
13	1:44.502	27.907	38.680	37.915	135.5	31:39.573	11	1:43.804	27.557	38.470	37.777	136.4	26:41.614	
								12	1:43.989	27.471	38.559	37.959	136.2	28:25.603
								13	1:49.247	27.723	40.452	41.072	129.6	30:14.850
1	2:17.297	58.537	40.124	38.636	103.1	2:17.297	64	Davide FABRI ITA						
2	1:45.050	28.198	39.126	37.726	134.8	4:02.347		H43 TEAM NOBBY-TALASUR-BLUM. YAMAHA						
3	1:44.602	28.032	39.091	37.479	135.4	5:46.949	1	2:48.122	1:25.558	42.192	40.372	84.2	2:48.122	
4	1:43.943	27.678	38.790	37.475	136.2	7:30.892	2	1:48.907	29.246	40.621	39.040	130.0	4:37.029	
5	1:44.686	27.860	39.352	37.474	135.3	9:15.578	3	1:48.014	28.736	40.011	39.267	131.1	6:25.043	
6	1:44.189	27.759	38.871	37.559	135.9	10:59.767	4	1:47.974	29.126	39.616	39.232	131.1	8:13.017	
								5	1:46.933	28.521	39.375	39.037	132.4	9:59.950
								6	1:46.386	28.467	39.312	38.607	133.1	11:46.336
								7	1:46.612	28.663	39.287	38.662	132.8	13:32.948
								8	8:05.444B	30.449	41.711	6:53.284	29.2	21:38.392
								9	2:10.633	45.420	45.282	39.931	108.4	23:49.025
								10	1:48.404	29.144	40.597	38.663	130.6	25:37.429
								11	1:47.423	28.726	39.332	39.365	131.8	27:24.852
								12	1:47.423	28.492	39.969	38.962	131.8	29:12.275
								13	1:47.538	29.211	39.742	38.585	131.7	30:59.813
52	Guillem ERILL TRALLERO ESP							71	Kimi PATOVA FIN					
	DEZA- ISMABON RACING TEAM KAWASAKI								RAM RACING YAMAHA YAMAHA					
1	2:59.742	1:39.454	40.795	39.493	78.8	2:59.742	1	2:49.691	1:30.652	40.061	38.978	83.4	2:49.691	
2	1:47.083	28.851	39.690	38.542	132.2	4:46.825	2	1:49.550	28.189	40.769	40.592	129.2	4:39.241	
3	1:46.373	28.582	39.315	38.476	133.1	6:33.198	3	1:46.612	27.911	39.407	39.294	132.8	6:25.853	
4	1:45.782	28.317	39.307	38.158	133.8	8:18.980	4	1:48.310	29.307	40.517	38.486	130.7	8:14.163	
5	6:05.545B	30.605	43.134	4:51.806	38.7	14:24.525	5	9:17.072B	28.237	40.317	8:08.518	25.4	17:31.235	
6	2:02.786	41.224	42.437	39.125	115.3	16:27.311	6	1:51.413	33.648	39.535	38.230	127.1	19:22.648	
7	1:46.064	28.519	39.407	38.138	133.5	18:13.375	7	1:45.238	27.840	39.360	38.038	134.5	21:07.886	
8	1:45.808	28.294	39.089	38.425	133.8	19:59.183	8	1:44.496	27.785	38.819	37.892	135.5	22:52.382	
9	1:46.510	28.370	39.147	38.993	132.9	21:45.693	9	1:44.273	27.675	38.834	37.764	135.8	24:36.655	
10	1:45.183	27.909	39.342	37.932	134.6	23:30.876	10	1:44.427	27.535	39.111	37.781	135.6	26:21.082	
11	1:47.690	28.046	39.082	40.562	131.5	25:18.566	11	1:44.769	27.926	38.881	37.962	135.1	28:05.851	
12	1:45.437	28.176	39.141	38.120	134.3	27:04.003	12	1:44.659	27.971	38.943	37.745	135.3	29:50.510	
13	1:44.556	28.000	38.627	37.929	135.4	28:48.559								
14	1:44.895	28.028	38.882	37.985	135.0	30:33.454								
55	Alex TOLEDO ROMERO ESP													
	MRE TALENT YAMAHA													
1	2:24.273	1:05.245	40.322	38.706	98.1	2:24.273								
2	1:45.872	28.105	39.497	38.270	133.7	4:10.145								
3	1:45.962	28.351	39.517	38.094	133.6	5:56.107								
4	1:45.555	28.007	39.518	38.030	134.1	7:41.662								





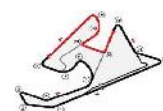
SUPERSPORT CAMPEONATO DE ESPAÑA DE SUPERBIKE

Entrenamiento Cronometrado

Vuelta a vuelta

Mejor Personal Mejor de la sesión Cruzando por el pit lane

Vlt.	Tiempo	Sector 1	Sector 2	Sector 3	Km/h	T. Sesión	Vlt.	Tiempo	Sector 1	Sector 2	Sector 3	Km/h	T. Sesión
13	1:44.372	27.765	38.794	37.813	135.7	31:34.882	93	Mathias POULSEN					DEN
74	Ferran CASAS PENDON					ESP		MDS RACING					HONDA
						YAMAHA	1	2:54.327	1:33.457	41.525	39.345	81.2	2:54.327
1	2:47.132	1:27.099	40.839	39.194	84.7	2:47.132	2	1:55.529	36.047	40.536	38.946	122.6	4:49.856
2	1:45.513	28.709	38.692	38.112	134.2	4:32.645	3	1:45.977	28.513	39.394	38.070	133.6	6:35.833
3	1:44.153	27.552	38.704	37.897	135.9	6:16.798	4	1:45.077	28.179	39.085	37.813	134.7	8:20.910
4	1:43.973	27.475	38.740	37.758	136.2	8:00.771	5	1:46.040	28.248	39.245	38.547	133.5	10:06.950
5	1:44.490	27.546	39.115	37.829	135.5	9:45.261	6	1:45.098	28.325	39.013	37.760	134.7	11:52.048
6	1:43.955	27.590	38.438	37.927	136.2	11:29.216	7	1:45.338	28.205	39.112	38.021	134.4	13:37.386
7	1:46.763	28.142	40.505	38.116	132.6	13:15.979	8	11:16.874 B	29.369	41.140	...	20.9	24:54.260
							9	2:19.974	58.279	42.232	39.463	101.2	27:14.234
							10	1:48.027	29.285	39.988	38.754	131.1	29:02.261
81	Felix NASSI					FIN	95	Vertti TAKALA					FIN
	MDR SPAIN CIRCUITS					YAMAHA		KALLIO RACING JUNIOR TEAM					YAMAHA
1	3:06.012	1:45.701	40.677	39.634	76.1	3:06.012	1	2:57.444	1:39.219	39.919	38.306	79.8	2:57.444
2	1:45.399	28.277	39.034	38.088	134.3	4:51.411	2	1:44.106	27.877	38.559	37.670	136.0	4:41.550
3	1:45.109	27.684	38.913	38.512	134.7	6:36.520	3	3:01.529 B	28.085	39.734	1:53.710	78.0	7:43.079
4	1:44.882	27.809	38.990	38.083	135.0	8:21.402	4	1:51.905	33.334	40.778	37.793	126.5	9:34.984
5	1:45.537	27.868	39.126	38.543	134.2	10:06.939	5	1:43.974	27.657	38.693	37.624	136.2	11:18.958
6	11:29.185 B	31.921	41.223	...	20.5	21:36.124	6	1:43.418	27.536	38.433	37.449	136.9	13:02.376
7	1:57.992	35.499	42.300	40.193	120.0	23:34.116	7	1:43.110	27.399	38.392	37.319	137.3	14:45.486
8	1:45.210	28.145	39.061	38.004	134.6	25:19.326	8	1:43.030	27.473	38.309	37.248	137.4	16:28.516
9	1:47.733	27.964	41.484	38.285	131.4	27:07.059	9	1:43.884	27.516	38.890	37.478	136.3	18:12.400
10	1:46.287	28.447	39.276	38.564	133.2	28:53.346	10	1:44.683	27.430	38.867	38.386	135.3	19:57.083
11	1:45.676	27.915	39.247	38.514	134.0	30:39.022	11	1:43.536	27.682	38.372	37.482	136.8	21:40.619
89	Antonio MOLINA GARRIDO					ESP	12	1:42.819	27.260	38.268	37.291	137.7	23:23.438
	ARCO-MOTOR UNIVERSITY TEAM					YAMAHA	13	1:42.727	27.315	38.049	37.363	137.8	25:06.165
1	3:37.085	2:10.541	44.235	42.309	65.2	3:37.085	14	1:43.475	27.299	38.894	37.282	136.8	26:49.640
2	1:55.397	31.255	42.509	41.633	122.7	5:32.482							
3	1:54.224	31.141	41.990	41.093	124.0	7:26.706							
4	1:53.623	30.615	42.184	40.824	124.6	9:20.329							
5	6:42.238 B	32.916	44.218	5:25.104	35.2	16:02.567							
6	2:05.039	39.883	43.783	41.373	113.2	18:07.606							
7	1:54.270	31.044	42.039	41.187	123.9	20:01.876							
8	1:53.850	30.717	42.394	40.739	124.4	21:55.726							
9	1:52.139	29.861	41.762	40.516	126.3	23:47.865							
10	2:32.910 B	29.983	42.342	1:20.585	92.6	26:20.775							
11	2:03.006	38.846	43.188	40.972	115.1	28:23.781							
12	1:57.451	30.004	41.566	45.881	120.6	30:21.232							
91	Mihail FLOROV					BUL	97	Laurence EDGELEY					GBR
	YAMAHA STRATOS					YAMAHA		TEAM EDGE RST RACING					YAMAHA
1	2:47.947	1:27.008	40.921	40.018	84.3	2:47.947	1	2:37.445	1:16.550	41.647	39.248	89.9	2:37.445
2	1:47.973	28.781	40.473	38.719	131.1	4:35.920	2	1:48.010	28.897	39.951	39.162	131.1	4:25.455
3	1:46.742	28.404	39.509	38.829	132.6	6:22.662	3	1:46.407	28.700	39.268	38.439	133.1	6:11.862
4	8:43.508 B	28.374	39.692	7:35.442	27.0	15:06.170	4	1:45.880	28.383	39.288	38.209	133.7	7:57.742
5	1:54.782	36.272	39.848	38.662	123.4	17:00.952	5	1:45.575	28.581	38.938	38.056	134.1	9:43.317
6	1:44.569	27.994	38.634	37.941	135.4	18:45.521	6	1:45.707	28.476	39.166	38.065	133.9	11:29.024
7	2:02.131 B	28.293	39.335	54.503	115.9	20:47.652	7	8:17.177 B	31.650	41.600	7:03.927	28.5	19:46.201
8	1:51.300	33.919	39.191	38.190	127.2	22:38.952	8	2:10.477	47.104	...	108.5	21:56.678	
9	1:44.790	28.014	38.729	38.047	135.1	24:23.742	9	1:49.150	29.320	41.048	38.782	129.7	23:45.828
10	1:49.108	31.905	39.105	38.098	129.8	26:12.850	10	1:46.109	28.238	39.468	38.403	133.4	25:31.937
11	1:44.697	27.978	38.605	38.114	135.2	27:57.547							
12	1:46.043	28.181	39.212	38.650	133.5	29:43.590							
13	1:44.851	28.093	38.824	37.934	135.0	31:28.441							
							99	Oscar GUTIERREZ IGLESIAS					ESP
								ANDOTRANS TEAM TORRENTÓ					YAMAHA
							1	6:16.579 B	2:30.552	42.533	3:03.494	37.6	6:16.579
							2	7:42.906 B	38.494	1:38.152	5:26.260	30.6	13:59.485
							3	1:58.867	36.342	41.713	40.812	119.1	15:58.352
							4	1:45.394	28.177	39.303	37.914	134.3	17:43.746
							5	1:43.420	27.509	38.198	37.713	136.9	19:27.166
							6	1:42.782	27.421	38.118	37.243	137.8	21:09.948
							7	1:42.464	27.237	38.038	37.189	138.2	22:52.412
							8	1:44.470	27.299	38.119	39.052	135.5	24:36.882
							9	1:46.444	27.479	41.099	37.866	133.0	26:23.326
							10	1:45.461	27.262	38.119	40.080	134.3	28:08.787







CAMPEONATO DE ESPAÑA DE SUPERBIKE SUPERSPORT Entrenamiento Cronometrado

Informe meteorológico

Temperatura del Aire



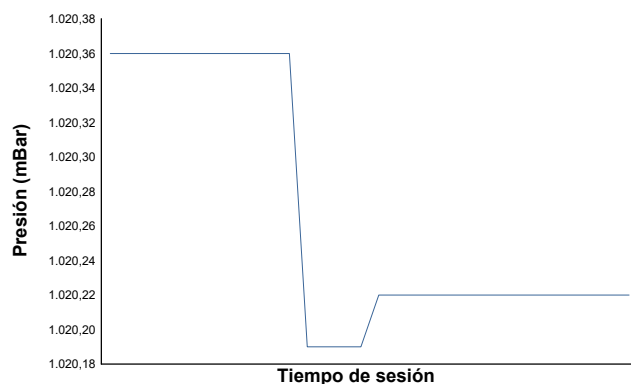
Temperatura de la Pista



Humedad



Presión




Velocidad del viento



Dirección del viento

Norte=0°/360° Este=90° Sur=180° Oeste=270°



Estado de pista: **SECO**

