

CIRCUITO DE NAVARRA 3.933 m.

SBK FEMENINO

CAMPEONATO DE ESPAÑA DE SUPERBIKE

Entrenamiento Cronometrado

Clasificación

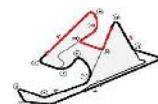
Nº	Piloto	Nac	Equipo	Moto	Neum. Cl.	Tiempo	Vlt.	Total	Dif.	Km/h
1	6 Maria HERRERA MUÑOZ	ESP	YAMAHA STRATOS	YAMAHA	MICHELIN 1000	1:42.664	8	8	-	137.9
2	46 Francisca RUIZ VIDAL	ESP	PR46+1RACINGTEAM	YAMAHA	MICHELIN 600	1:47.617	5	10	+4.953	131.6
3	24 Gaelle REMY	FRA	TEAM THUY RACING	KAWASAKI	MICHELIN 1000	1:51.473	12	13	+8.809	127.0
4	77 Andrea SIBAJA MORENO	ESP	DEZA-ISMABON RACING TEAM	KAWASAKI	BRIDGES 600	1:53.590	6	9	+10.926	124.6
5	66 Olga SHATERNIKOVA	RUS	VL65	YAMAHA	PIRELLI 600	1:53.688	10	10	+11.024	124.5
6	56 Anderson NORDHALLE	FRA	MCRT56	SUZUKI	BRIDGES 1000	1:54.811	13	14	+12.147	123.3

Vuelta rápida:	Vlt. 8	Maria HERRERA MUÑOZ	1:42.664	137.9 Km/h
----------------	--------	---------------------	----------	------------

Hora de publicación:

Estado de pista: **SECO**

Director de Carrera:	Jefe de Cronometraje:
----------------------	-----------------------





SBK FEMENINO

CAMPEONATO DE ESPAÑA DE SUPERBIKE

Entrenamiento Cronometrado

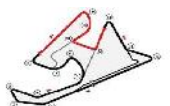
Clasificación por Clase

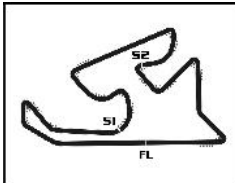
Nº Piloto	Nac	Equipo	Moto	Tiempo	Vlt. Total	Dif.	Km/h
1000							
1	6	Maria HERRERA MUÑOZ	ESP YAMAHA STRATOS	YAMAHA	1:42.664	8 8	137.9
2	24	Gaëlle REMY	FRA TEAM THUY RACING	KAWASAKI	1:51.473	12 13 +8.809 +8.809	127.0
3	56	Anderson NORDHALLE	FRA MCRT56	SUZUKI	1:54.811	13 14 +12.147 +3.338	123.3
600							
1	46	Francisca RUIZ VIDAL	ESP PR46+1RACINGTEAM	YAMAHA	1:47.617	5 10	131.6
2	77	Andrea SIBAJA MORENO	ESP DEZA-ISMABON RACING TEAM	KAWASAKI	1:53.590	6 9 +5.973 +5.973	124.6
3	66	Olga SHATERNIKOVA	RUS VL65	YAMAHA	1:53.688	10 10 +6.071 +0.098	124.5

Hora de publicación:

Estado de pista: **SECO**

Director de Carrera:	Jefe de Cronometraje:





CIRCUITO DE NAVARRA 3.933 m.

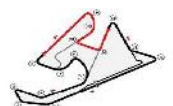
SBK FEMENINO

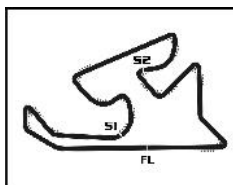
CAMPEONATO DE ESPAÑA DE SUPERBIKE

Entrenamiento Cronometrado

Mejores tiempos de sector

Sector 1			Sector 2			Sector 3			Pos	Nº Piloto	Vuelta Ideal	Mejor Vuelta	
Pos	Nº Piloto	Tiempo	Nº Piloto	Tiempo	Nº Piloto	Tiempo	Pos	Nº Piloto					
1	6 M.HERRERA MUÑOZ	27.130	6 M.HERRERA MUÑOZ	38.387	6 M.HERRERA MUÑOZ	36.856	1	6 M.HERRERA MUÑOZ	1:42.373	1:42.664	(1)		
2	46 F.RUIZ VIDAL	28.996	46 F.RUIZ VIDAL	40.123	46 F.RUIZ VIDAL	38.363	2	46 F.RUIZ VIDAL	1:47.482	1:47.617	(2)		
3	24 G.REMY	30.470	24 G.REMY	41.432	24 G.REMY	39.474	3	24 G.REMY	1:51.376	1:51.473	(3)		
4	77 A.SIBAJA MORENO	30.694	77 A.SIBAJA MORENO	41.967	66 O.SHATERNIKOVA	40.334	4	77 A.SIBAJA MORENO	1:53.084	1:53.590	(4)		
5	56 A.NORDHALLE	31.171	66 O.SHATERNIKOVA	42.048	77 A.SIBAJA MORENO	40.423	5	66 O.SHATERNIKOVA	1:53.688	1:53.688	(5)		
6	66 O.SHATERNIKOVA	31.306	56 A.NORDHALLE	42.887	56 A.NORDHALLE	40.504	6	56 A.NORDHALLE	1:54.562	1:54.811	(6)		





CIRCUITO DE NAVARRA 3.933 m.


SBK FEMENINO

CAMPEONATO DE ESPAÑA DE SUPERBIKE

Después de Entrenamiento Cronometrado

Velocidad máxima del evento

Nº Piloto	Equipo	Moto	Clase	V.Max	Vit.	Sesión
6 María HERRERA MUÑOZ	YAMAHA STRATOS	YAMAHA	1000	262.1	6	Entrenamiento Cronome
46 Francisca RUIZ VIDAL	PR46+1RACINGTEAM	YAMAHA	600	243.2	9	Entrenamiento Cronome
77 Andrea SIBAJA MORENO	DEZA-ISMABON RACING TEAM	KAWASAKI	600	227.4	5	Entrenamiento Cronome
24 Gaele REMY	TEAM THUY RACING	KAWASAKI	1000	225.5	12	Entrenamiento Cronome
56 Anderson NORDHALLE	MCRT56	SUZUKI	1000	224.1	11	Entrenamiento Cronome
66 Olga SHATERNIKOVA	VL65	YAMAHA	600	221.8	10	Entrenamiento Cronome





SBK FEMENINO


CAMPEONATO DE ESPAÑA DE SUPERBIKE

Entrenamiento Cronometrado

Secuencia de vueltas rápidas

T. Sesión	Nº Piloto	Equipo	Moto	Clase	Tiempo	Km/h	Vlt.
4:46.447	6 Maria HERRERA MUÑOZ	YAMAHA STRATOS	YAMAHA	1000	1:45.656	134.0	2
6:30.787	6 Maria HERRERA MUÑOZ	YAMAHA STRATOS	YAMAHA	1000	1:44.340	135.7	3
23:34.890	6 Maria HERRERA MUÑOZ	YAMAHA STRATOS	YAMAHA	1000	1:42.735	137.8	6
27:00.946	6 Maria HERRERA MUÑOZ	YAMAHA STRATOS	YAMAHA	1000	1:42.664	137.9	8





SBK FEMENINO

CAMPEONATO DE ESPAÑA DE SUPERBIKE

Entrenamiento Cronometrado

Vuelta a vuelta

■ Mejor Personal ■ Mejor de la sesión ■ B Cruzando por el pit lane

Vlt.	Tiempo	Sector 1	Sector 2	Sector 3	Km/h	T. Sesión	Vlt.	Tiempo	Sector 1	Sector 2	Sector 3	Km/h	T. Sesión
6	Maria HERRERA MUÑOZ ESP YAMAHA STRATOS YAMAHA						66	Olga SHATERNIKOVA RUS VL65 YAMAHA					
1	3:00.791	1:41.467	40.808	38.516	78.3	3:00.791	1	11:31.809	9:57.941	48.644	45.224	20.5	11:31.809
2	1:45.656	28.211	39.738	37.707	134.0	4:46.447	2	2:02.807	34.314	45.273	43.220	115.3	13:34.616
3	1:44.340	27.729	39.163	37.448	135.7	6:30.787	3	2:00.334	32.627	44.805	42.902	117.7	15:34.950
4	13:27.073 B	29.879	40.429	...	17.5	19:57.860	4	1:58.861	32.930	44.314	41.617	119.1	17:33.811
5	1:54.295	36.707	40.390	37.198	123.9	21:52.155	5	1:58.391	33.464	43.401	41.526	119.6	19:32.202
6	1:42.735	27.306	38.573	36.856	137.8	23:34.890	6	1:54.547	31.532	42.288	40.727	123.6	21:26.749
7	1:43.392	27.255	39.158	36.979	136.9	25:18.282	7	3:22.589 B	41.637	53.795	1:47.157	69.9	24:49.338
8	1:42.664	27.187	38.387	37.090	137.9	27:00.946	8	2:13.663	48.587	43.626	41.450	105.9	27:03.001
24	Gaelle REMY FRA TEAM THUY RACING KAWASAKI						77	Andrea SIBAJA MORENO ESP DEZA-ISMABON RACING TEAM KAWASAKI					
1	3:13.800	1:46.966	45.211	41.623	73.1	3:13.800	1	10:26.062	8:53.728	46.973	45.361	22.6	10:26.062
2	1:56.033	31.978	43.191	40.864	122.0	5:09.833	2	1:59.034	32.362	44.624	42.048	118.9	12:25.096
3	1:54.965	31.646	42.903	40.416	123.2	7:04.798	3	1:55.658	31.612	42.708	41.338	122.4	14:20.754
4	4:30.011 B	31.365	42.637	3:16.009	52.4	11:34.809	4	1:55.101	31.187	42.820	41.094	123.0	16:15.855
5	2:02.388	38.985	43.044	40.359	115.7	13:37.197	5	1:53.930	30.986	42.389	40.555	124.3	18:09.785
6	1:53.658	31.061	42.723	39.874	124.6	15:30.855	6	1:53.590	31.141	42.026	40.423	124.6	20:03.375
7	1:53.223	30.925	42.021	40.277	125.1	17:24.078	7	1:53.702	30.694	41.967	41.041	124.5	21:57.077
8	1:52.864	30.789	42.095	39.980	125.5	19:16.942	8	3:40.832 B	31.906	48.129	2:20.797	64.1	25:37.909
9	3:41.073 B	30.773	42.505	2:27.795	64.0	22:58.015	9	2:17.185	43.634	49.856	43.695	103.2	27:55.094
10	2:03.472	40.389	42.734	40.349	114.7	25:01.487							
11	1:52.334	30.641	41.752	39.941	126.0	26:53.821							
12	1:51.473	30.567	41.432	39.474	127.0	28:45.294							
13	1:51.741	30.470	41.488	39.783	126.7	30:37.035							
46	Francisca RUIZ VIDAL ESP PR46+1RACINGTEAM YAMAHA												
1	9:54.182	8:31.553	42.577	40.052	23.8	9:54.182							
2	1:49.719	29.649	40.750	39.320	129.0	11:43.901							
3	1:49.920	30.055	40.764	39.101	128.8	13:33.821							
4	1:48.176	29.240	40.130	38.806	130.9	15:21.997							
5	1:47.617	28.996	40.258	38.363	131.6	17:09.614							
6	5:33.710 B	29.812	41.874	4:22.024	42.4	22:43.324							
7	1:59.084	38.960	41.026	39.098	118.9	24:42.408							
8	1:48.452	29.357	40.334	38.761	130.6	26:30.860							
9	1:47.889	29.120	40.123	38.646	131.2	28:18.749							
10	1:49.118	29.027	40.508	39.583	129.8	30:07.867							
56	Anderson NORDHALLE FRA MCRT56 SUZUKI												
1	4:07.214	2:40.112	45.117	41.985	57.3	4:07.214							
2	1:59.018	33.218	44.141	41.659	119.0	6:06.232							
3	1:59.691	33.333	44.335	42.023	118.3	8:05.923							
4	1:58.991	32.679	44.358	41.954	119.0	10:04.914							
5	1:56.927	31.779	43.530	41.618	121.1	12:01.841							
6	1:57.253	31.623	44.060	41.570	120.8	13:59.094							
7	3:27.339 B	34.367	45.672	2:07.300	68.3	17:26.433							
8	2:07.730	41.778	45.037	40.915	110.8	19:34.163							
9	1:57.250	32.088	44.211	40.951	120.8	21:31.413							
10	1:56.047	31.704	43.317	41.026	122.0	23:27.460							
11	1:55.194	31.509	43.181	40.504	122.9	25:22.654							
12	1:55.449	31.574	43.320	40.555	122.6	27:18.103							
13	1:54.811	31.341	42.887	40.583	123.3	29:12.914							
14	1:54.956	31.171	42.995	40.790	123.2	31:07.870							



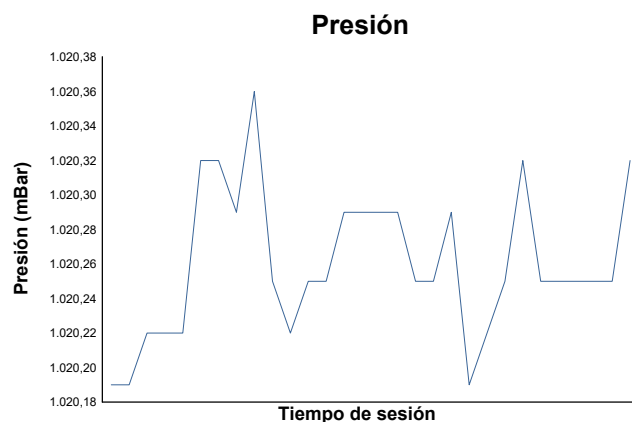
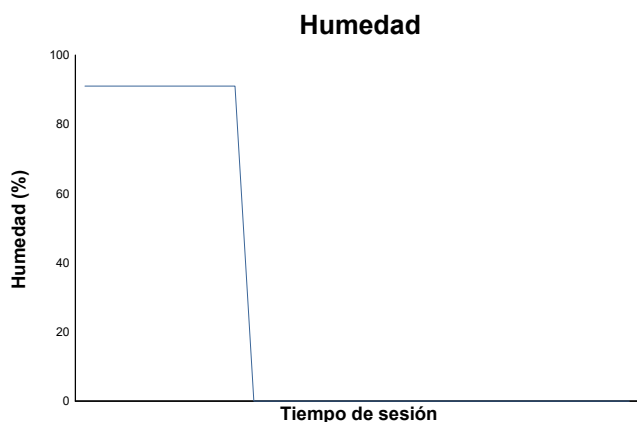
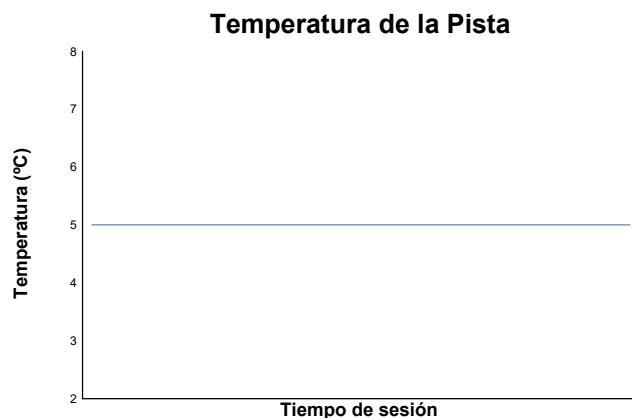


CAMPEONATO DE ESPAÑA DE SUPERBIKE

SBK FEMENINO

Entrenamiento Cronometrado

Informe meteorológico



Estado de pista: **SECO**

