



## SBK FEMENINO

### CAMPEONATO DE ESPAÑA DE SUPERBII

Carrera 2 (14 Vlt., 55,1 km.)

#### Clasificación

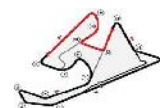
Nº Piloto	Nac	Equipo	Moto	Neum. Cl.	Vlts.	Tiempo Total	Dif.	Km/h	Mejor Vuelta			
									Vlt.	Tiempo Km/h		
1	6	María HERRERA MUÑOZ	ESP YAMAHA STRATOS	YAMAHA	MICHELIN 1000	14	24:52.280	-	132.8	6	1:43.362	137.0
2	46	Francisca RUIZ VIDAL	ESP PR46+1RACINGTEAM	YAMAHA	MICHELIN 600	14	25:27.229	+34.949	129.8	5	1:47.398	131.8
3	24	Gaëlle REMY	FRA TEAM THUY RACING	KAWASAKI	MICHELIN 1000	14	25:37.364	+45.084	128.9	7	1:48.738	130.2
4	56	Anderson NORDHALLE	FRA MCRT56	SUZUKI	BRIDGES 1000	14	25:57.987	+1:05.707	127.2	14	1:50.078	128.6
5	66	Olga SHATERNIKOVA	RUS VL65	YAMAHA	PIRELLI 600	14	26:15.774	+1:23.494	125.8	12	1:49.942	128.8
6	77	Andrea SIBAJA MORENO	ESP DEZA-ISMABON RACING TEAM	KAWASAKI	BRIDGES 600	14	26:41.832	+1:49.552	123.7	3	1:52.607	125.7

<b>Pole:</b>		María HERRERA MUÑOZ		
<b>Vuelta rápida:</b>	Vlt.6	María HERRERA MUÑOZ	1:43.362	137.0 Km/h

Hora de publicación: .....

Estado de pista: **SECO**

<b>Director de Carrera:</b>	<b>Jefe de Cronometraje:</b>





CIRCUITO DE NAVARRA 3.933 m.

## SBK FEMENINO CAMPEONATO DE ESPAÑA DE SUPERBIKE Carrera 2

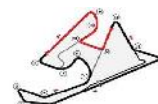
### Clasificación por Clase

Nº Piloto	Nac	Equipo	Moto	Vlts.	Tiempo Total	Dif. Km/h	Mejor Vuelta				
							Vlt.	Tiempo Km/h			
<b>1000</b>											
1	6	María HERRERA MUÑOZ	ESP YAMAHA STRATOS	YAMAHA	14	<b>24:52.280</b>	132.8	6	<b>1:43.362</b>	137.0	
2	24	Gaëlle REMY	FRA TEAM THUY RACING	KAWASAKI	14	<b>25:37.364</b>	+45.084	128.9	7	<b>1:48.738</b>	130.2
3	56	Anderson NORDHALLE	FRA MCRT56	SUZUKI	14	<b>25:57.987</b>	+1'05.707	127.2	14	<b>1:50.078</b>	128.6
<b>600</b>											
1	46	Francisca RUIZ VIDAL	ESP PR46+1RACINGTEAM	YAMAHA	14	<b>25:27.229</b>	129.8	5	<b>1:47.398</b>	131.8	
2	66	Olga SHATERNIKOVA	RUS VL65	YAMAHA	14	<b>26:15.774</b>	+48.545	125.8	12	<b>1:49.942</b>	128.8
3	77	Andrea SIBAJA MORENO	ESP DEZA-ISMAËLON RACING TEAM	KAWASAKI	14	<b>26:41.832</b>	+1'14.603	123.7	3	<b>1:52.607</b>	125.7

Hora de publicación: .....

Estado de pista: **SECO**

Director de Carrera:	Jefe de Cronometraje:

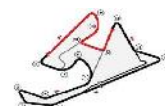




**SBK FEMENINO**  
CAMPEONATO DE ESPAÑA DE SUPERBIKE  
Carrera 2

Planing

Nº	Pos	Parrilla	Vit.													
			1	2	3	4	5	6	7	8	9	10	11	12	13	14
6	1	6	6	6	6	6	6	6	6	6	6	6	6	6	6	6
46	2	46	46	46	46	46	46	46	46	46	46	46	46	46	46	46
24	3	24	24	24	24	24	24	24	24	24	24	24	24	24	24	24
66	4	66	56	56	56	56	56	56	56	56	56	56	56	56	56	56
56	5	56	77	66	66	66	66	66	66	66	66	66	66	66	66	66
77	6	77	66	77	77	77	77	77	77	77	77	77	77	77	77	77





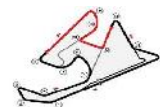
## SBK FEMENINO

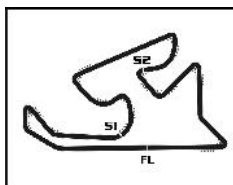
### CAMPEONATO DE ESPAÑA DE SUPERBIKE

#### Carrera 2

Mejores tiempos de sector

Sector 1			Sector 2			Sector 3			Pos	Nº Piloto	Vuelta Ideal	Mejor Vuelta	
Pos	Nº Piloto	Tiempo	Nº Piloto	Tiempo	Nº Piloto	Tiempo	Pos	Nº Piloto					
1	6 M.HERRERA MUÑOZ	27.233	6 M.HERRERA MUÑOZ	38.601	6 M.HERRERA MUÑOZ	37.148	1	6 M.HERRERA MUÑOZ	1:42.982	1:43.362	(1)		
2	46 F.RUIZ VIDAL	28.762	46 F.RUIZ VIDAL	39.942	24 G.REMY	38.431	2	46 F.RUIZ VIDAL	1:47.245	1:47.398	(2)		
3	24 G.REMY	29.340	66 O.SHATERNIKOVA	40.522	46 F.RUIZ VIDAL	38.541	3	24 G.REMY	1:48.468	1:48.738	(3)		
4	56 A.NORDHALLE	29.747	24 G.REMY	40.697	56 A.NORDHALLE	38.899	4	56 A.NORDHALLE	1:49.566	1:50.078	(5)		
5	66 O.SHATERNIKOVA	29.962	56 A.NORDHALLE	40.920	66 O.SHATERNIKOVA	39.235	5	66 O.SHATERNIKOVA	1:49.719	1:49.942	(4)		
6	77 A.SIBAJA MORENO	30.384	77 A.SIBAJA MORENO	41.723	77 A.SIBAJA MORENO	40.175	6	77 A.SIBAJA MORENO	1:52.282	1:52.607	(6)		





CIRCUITO DE NAVARRA 3.933 m.


## SBK FEMENINO

### CAMPEONATO DE ESPAÑA DE SUPERBIKE

#### Después de Carrera 2

Velocidad máxima del evento

Nº Piloto	Equipo	Moto	Clase	V.Max	Vit.	Sesión
6 María HERRERA MUÑOZ	YAMAHA STRATOS	YAMAHA	1000	265.4	6	Carrera 1
46 Francisca RUIZ VIDAL	PR46+1RACINGTEAM	YAMAHA	600	247.7	2	Carrera 2
24 Gaelle REMY	TEAM THUY RACING	KAWASAKI	1000	237.9	7	Carrera 2
56 Anderson NORDHALLE	MCRT56	SUZUKI	1000	234.3	12	Carrera 2
77 Andrea SIBAJA MORENO	DEZA-ISMABON RACING TEAM	KAWASAKI	600	233.3	2	Carrera 2
66 Olga SHATERNIKOVA	VL65	YAMAHA	600	230.8	5	Carrera 1





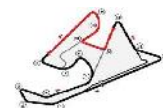
## SBK FEMENINO CAMPEONATO DE ESPAÑA DE SUPERBIKE

### Carrera 2

### Vuelta a vuelta

Mejor Personal Mejor de la sesión Cruzando por el pit lane

Vlt.	Tiempo	Sector 1	Sector 2	Sector 3	Km/h	T. Sesión	Vlt.	Tiempo	Sector 1	Sector 2	Sector 3	Km/h	T. Sesión	
<b>6</b>	<b>Maria HERRERA MUÑOZ</b> ESP						4	1:51.253	30.213	41.431	39.609	127.3	7:29.715	
	YAMAHA STRATOS YAMAHA						5	1:51.071	30.033	41.549	39.489	127.5	9:20.786	
1	1:49.896	33.040	39.402	37.454	128.8	1:49.896	6	1:50.312	29.905	41.508	<b>38.899</b>	128.4	11:11.098	
2	1:43.389	27.468	38.773	<b>37.148</b>	136.9	3:33.285	7	1:50.630	30.167	41.144	39.319	128.0	13:01.728	
3	1:43.633	<b>27.233</b>	38.971	37.429	136.6	5:16.918	8	1:51.381	30.328	41.604	39.449	127.1	14:53.109	
4	1:45.637	27.452	38.959	39.226	134.0	7:02.555	9	1:51.652	30.306	41.454	39.892	126.8	16:44.761	
5	1:44.380	28.076	38.966	37.338	135.6	8:46.935	10	1:50.597	29.999	41.377	39.221	128.0	18:35.358	
6	<b>1:43.362</b>	27.501	<b>38.601</b>	37.260	137.0	10:30.297	11	1:51.028	30.226	<b>40.920</b>	39.882	127.5	20:26.386	
7	1:48.444	28.243	40.519	39.682	130.6	12:18.741	12	1:50.984	29.921	41.545	39.518	127.6	22:17.370	
8	1:46.075	28.560	39.195	38.320	133.5	14:04.816	13	1:50.539	29.828	41.674	39.037	128.1	24:07.909	
9	1:46.625	28.506	39.343	38.776	132.8	15:51.441	14	<b>1:50.078</b>	<b>29.747</b>	41.127	39.204	128.6	25:57.987	
10	1:48.417	29.510	40.506	38.401	130.6	17:39.858								
11	1:46.807	28.470	39.465	38.872	132.6	19:26.665								
12	1:47.912	28.737	39.395	39.780	131.2	21:14.577								
13	1:48.077	29.280	39.963	38.834	131.0	23:02.654								
14	1:49.626	28.713	39.878	41.035	129.2	24:52.280								
<b>24</b>	<b>Gaille REMY</b> FRA						<b>66</b>	<b>Olga SHATERNIKOVA</b> RUS						
	TEAM THUY RACING KAWASAKI							VL65 YAMAHA						
1	1:56.009	35.599	41.386	39.024	122.0	1:56.009	1	2:00.493	37.520	42.583	40.390	117.5	2:00.493	
2	1:48.803	29.506	40.866	<b>38.431</b>	130.1	3:44.812	2	1:51.657	30.267	41.473	39.917	126.8	3:52.150	
3	1:49.034	29.743	40.707	38.584	129.9	5:33.846	3	1:51.952	30.564	41.509	39.879	126.5	5:44.102	
4	1:49.209	<b>29.340</b>	40.924	38.945	129.6	7:23.055	4	1:51.846	30.490	41.451	39.905	126.6	7:35.948	
5	1:49.586	29.645	40.879	39.062	129.2	9:12.641	5	1:51.368	30.230	41.296	39.842	127.1	9:27.316	
6	1:49.556	29.774	41.031	38.751	129.2	11:02.197	6	1:50.834	30.164	40.986	39.684	127.7	11:18.150	
7	<b>1:48.738</b>	29.342	<b>40.697</b>	38.699	130.2	12:50.935	7	1:50.963	30.253	40.944	39.766	127.6	13:09.113	
8	1:49.198	29.695	40.784	38.719	129.7	14:40.133	8	1:51.518	30.313	41.167	40.038	127.0	15:00.631	
9	1:49.262	29.725	40.832	38.705	129.6	16:29.395	9	1:50.486	30.035	40.994	39.457	128.2	16:51.117	
10	1:49.596	29.620	41.167	38.809	129.2	18:18.991	10	1:50.164	30.063	40.825	39.276	128.5	18:41.281	
11	1:49.212	29.522	40.994	38.696	129.6	20:08.203	11	1:50.638	30.096	40.765	39.777	128.0	20:31.919	
12	1:49.293	29.358	41.034	38.901	129.5	21:57.496	12	<b>1:49.942</b>	30.185	<b>40.522</b>	<b>39.235</b>	128.8	22:21.861	
13	1:49.644	29.696	41.061	38.887	129.1	23:47.140	13	1:50.211	<b>29.962</b>	40.884	39.365	128.5	24:12.072	
14	1:50.224	29.933	41.059	39.232	128.5	25:37.364	14	2:03.702	31.276	45.559	46.867	114.5	26:15.774	
<b>46</b>	<b>Francisca RUIZ VIDAL</b> ESP						<b>77</b>	<b>Andrea SIBAJA MORENO</b> ESP						
	PR46+1RACINGTEAM YAMAHA							DEZA-ISMABON RACING TEAM KAWASAKI						
1	1:55.481	35.134	40.717	39.630	122.6	1:55.481	1	2:00.047	37.321	42.440	40.286	117.9	2:00.047	
2	1:49.004	29.265	40.742	38.997	129.9	3:44.485	2	1:53.720	<b>30.384</b>	42.311	41.025	124.5	3:53.767	
3	1:48.060	29.278	40.100	38.682	131.0	5:32.545	3	<b>1:52.607</b>	30.709	<b>41.723</b>	<b>40.175</b>	125.7	5:46.374	
4	1:47.582	29.099	<b>39.942</b>	<b>38.541</b>	131.6	7:20.127	4	1:52.902	30.618	41.993	40.291	125.4	7:39.276	
5	<b>1:47.398</b>	<b>28.762</b>	39.949	38.687	131.8	9:07.525	5	1:53.105	30.717	42.002	40.386	125.2	9:32.381	
6	1:48.117	29.058	40.257	38.802	131.0	10:55.642	6	1:53.746	30.970	42.109	40.667	124.5	11:26.127	
7	1:48.230	28.932	40.414	38.884	130.8	12:43.872	7	1:54.710	31.322	42.617	40.771	123.4	13:20.837	
8	1:48.833	29.372	40.369	39.092	130.1	14:32.705	8	1:54.044	31.037	42.248	40.759	124.2	15:14.881	
9	1:48.685	29.295	40.469	38.921	130.3	16:21.390	9	1:54.748	31.232	42.704	40.812	123.4	17:09.629	
10	1:48.958	29.375	40.340	39.243	129.9	18:10.348	10	1:54.238	31.275	42.277	40.686	123.9	19:03.867	
11	1:48.912	29.355	40.391	39.166	130.0	19:59.260	11	1:54.759	31.493	42.491	40.775	123.4	20:58.626	
12	1:49.024	29.376	40.477	39.171	129.9	21:48.284	12	1:54.324	31.301	42.280	40.743	123.8	22:52.950	
13	1:49.449	29.659	40.759	39.031	129.4	23:37.733	13	1:55.057	31.380	42.819	40.858	123.1	24:48.007	
14	1:49.496	29.544	40.797	39.155	129.3	25:27.229	14	1:53.825	31.000	41.873	40.952	124.4	26:41.832	
<b>56</b>	<b>Anderson NORDHALLE</b> FRA													
	MCRT56 SUZUKI													
1	1:57.258	36.146	41.916	39.196	120.7	1:57.258								
2	1:50.329	30.008	41.265	39.056	128.3	3:47.587								
3	1:50.875	30.019	41.507	39.349	127.7	5:38.462								





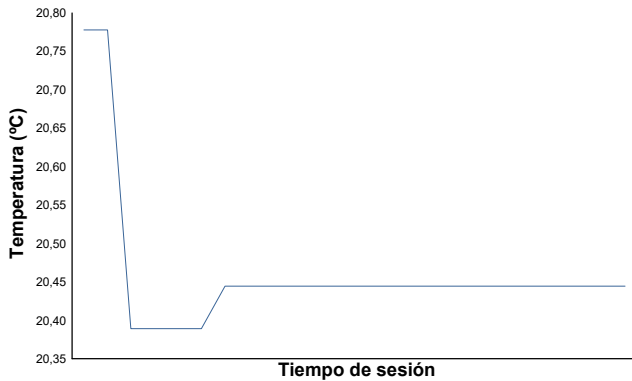
# CAMPEONATO DE ESPAÑA DE SUPERBIKE

## SBK FEMENINO

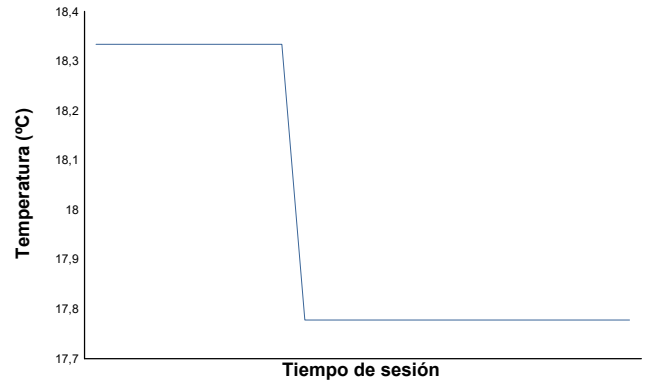
### Carrera 2

## Informe meteorológico

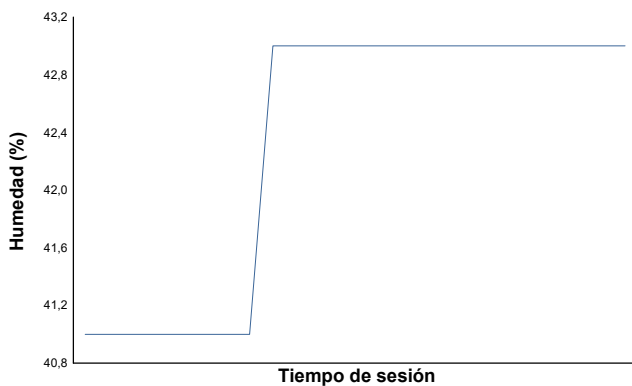
Temperatura del Aire



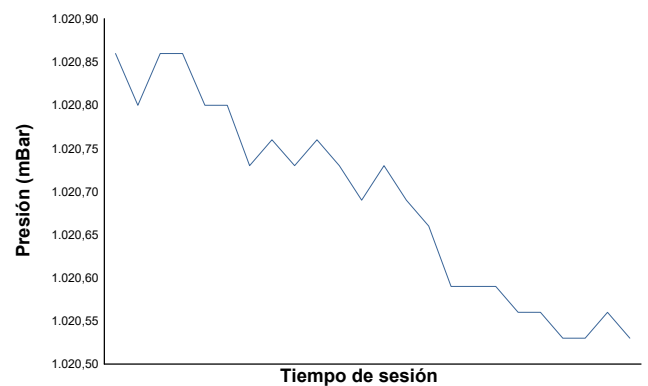
Temperatura de la Pista



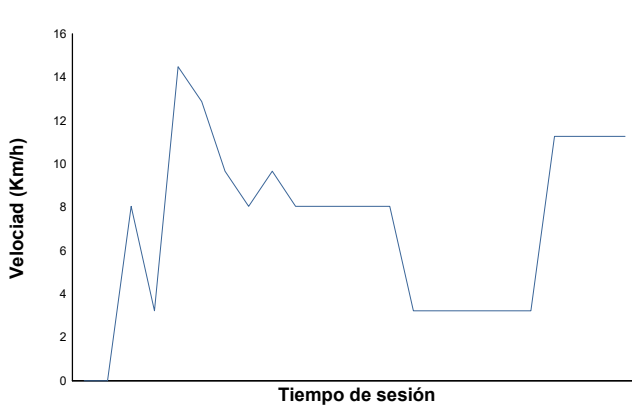
Humedad



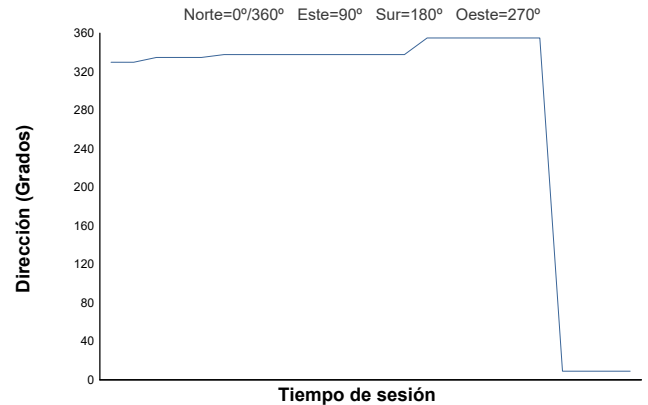
Presión



Velocidad del viento



Dirección del viento



Estado de pista: **SECO**

