



CIRCUITO DE NAVARRA 3.933 m

# SUPERBIKE

## CAMPEONATO DE ESPAÑA DE SUPERBIKE

### Carrera 2 (17 Vlt., 66,9 km.)

### Clasificación

Nº Piloto	Nac	Equipo	Moto	Neum. Cl.	Vlts.	Tiempo Total	Dif.	Km/h	Mejor Vuelta	
									Vlt.	Tiempo Km/h
1 70 Marc ALCOBA ESPI	ESP	ETG RACING	YAMAHA	DUNLOP SBK	17	28:18.498	+0.775	141.7	15	1:39.355 142.5
2 31 Carmelo MORALES GOMEZ	ESP	CARDOSO RACING	YAMAHA	MICHELIN SBK	17	28:17.723	-	141.8	17	1:39.256 142.6
3 75 Ivo LOPES	POR	EASY RACE TEAM	BMW MOTORRAD	DUNLOP Open100	17	28:27.030	+9.307	141.0	4	1:39.317 142.6
4 40 Roman RAMOS ALVARO	ESP	KAWASAKI PALMETO PL RACING	KAWASAKI	MICHELIN SBK	17	28:30.141	+12.418	140.7	7	1:39.370 142.5
5 77 Miquel PONS PAYERAS	ESP	TEAM SPEED RACING	KAWASAKI	MICHELIN SBK	17	28:39.309	+21.586	140.0	3	1:39.487 142.3
6 94 Naomichi URAMOTO	JPN	SUZUKI JEG RACING	SUZUKI	MICHELIN SBK	17	28:45.226	+27.503	139.5	12	1:40.311 141.1
7 11 Jeremy GUARNONI GOMA	FRA	TACK KAWASAKI	KAWASAKI	MICHELIN SBK	17	28:50.701	+32.978	139.1	4	1:40.658 140.7
8 85 Pedro Nuno ROMERO BARBOSA	POR	YAMAHA STRATOS	YAMAHA	MICHELIN SBK	17	29:10.997	+53.274	137.5	4	1:40.268 141.2
9 57 Christian PALOMARES VILAR	ESP	SP57 AIT RACING TEAM	YAMAHA	MICHELIN SBK	17	29:18.110	+1:00.387	136.9	3	1:41.029 140.1
10 8 Joan ZAMORANO ARANDA	ESP	ETG RACING	YAMAHA	DUNLOP Open100	17	29:39.718	+1:21.995	135.2	15	1:42.632 138.0
11 43 Eric MOLINA PEREZ	ESP	TEAM SPEED RACING	KAWASAKI	Open100	17	29:43.489	+1:25.766	135.0	4	1:43.611 136.7
12 21 Francisco J. ALONSO HERNANDEZ	ESP	BOX 77 COMPETICION - CLUB AL CAMOSPORT	KAWASAKI	PIRELLI SBK	17	29:46.975	+1:29.252	134.7	16	1:43.894 136.3
13 96 Enrique Marcos FELIPE FERRER	ESP	YAMAHA STRATOS	YAMAHA	MICHELIN Open100	16	29:00.205	1 Vlt.	130.2	11	1:46.963 132.4
14 26 Jan Hedegaard JENSEN	DEN	MDS RACING	KAWASAKI	PIRELLI Open100	16	29:00.645	1 Vlt.	130.1	6	1:46.560 132.9
15 4 Javier ARTIME GONZALEZ	ESP	TEAM HONDA LAGLISSE	HONDA	DUNLOP Open100	15	28:32.340	2 Vlt.	124.0	4	1:48.914 130.0
16 19 Paul DUFOUR	FRA	SUZUKI JEG RACING	SUZUKI	MICHELIN Open100	15	28:46.330	2 Vlt.	123.0	13	1:44.637 135.3
17 58 F. Javier HIDALGO ALVAREZ	ESP	TACK KAWASAKI	KAWASAKI	MICHELIN Open100	15	29:41.699	2 Vlt.	119.2	2	1:45.397 134.3

#### No clasificados

81 Jordi TORRES FERNANDEZ	ESP	TEAM HONDA LAGLISSE	HONDA	DUNLOP SBK	9	15:02.181			5	1:39.432 142.4
25 Roberto BLAZQUEZ FERNANDEZ	ESP	CASTROMAROTO RACING	BMW MOTORRAD	PIRELLI Open100	3	5:19.350			3	1:43.794 136.4

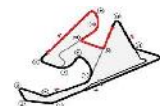
<b>Pole:</b>	Jordi TORRES FERNANDEZ	1:38.884	143.2 Km/h
<b>Vuelta rápida:</b>	Vlt. 17 Carmelo MORALES GOMEZ	1:39.256	142.6 Km/h

#31 SANCIÓN DE 1 PUESTO EN CLASIFICACIÓN POR EXCEDER LOS LÍMITES DE PISTA EN LA ÚLTIMA VUELTA

Hora de publicación: .....

Estado de pista: **SECO**

Director de Carrera:	Jefe de Cronometraje:
----------------------	-----------------------





# SUPERBIKE

## CAMPEONATO DE ESPAÑA DE SUPERBIKE

### Carrera 2

### Clasificación por Clase

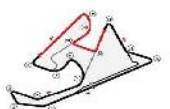
Nº Piloto	Nac	Equipo	Moto	Vlts.	Tiempo Total	Dif. Km/h	Mejor Vuelta			
							Vlt.	Tiempo Km/h		
<b>Open1000</b>										
1	75 Ivo LOPES	POR	EASY RACE TEAM	BMW MOTORRAD	17	28:27.030	141.0	4	1:39.317	142.6
2	8 Joan ZAMORANO ARANDA	ESP	ETG RACING	YAMAHA	17	29:39.718	+1'12.688	15	1:42.632	138.0
3	43 Eric MOLINA PEREZ	ESP	TEAM SPEED RACING	KAWASAKI	17	29:43.489	+1'16.459	4	1:43.611	136.7
4	96 Enrique Marcos FELIPE FERRER	ESP	YAMAHA STRATOS	YAMAHA	16	29:00.205	1 Vlt.	11	1:46.963	132.4
5	26 Jan Hedegaard JENSEN	DEN	MDS RACING	KAWASAKI	16	29:00.645	1 Vlt.	6	1:46.560	132.9
6	4 Javier ARTIME GONZALEZ	ESP	TEAM HONDA LAGLISSE	HONDA	15	28:32.340	2 Vlts.	4	1:48.914	130.0
7	19 Paul DUFOUR	FRA	SUZUKI JEG RACING	SUZUKI	15	28:46.330	2 Vlts.	13	1:44.637	135.3
8	58 F. Javier HIDALGO ALVAREZ	ESP	TACK KAWASAKI	KAWASAKI	15	29:41.699	2 Vlts.	2	1:45.397	134.3
<b>No clasificados</b>										
25	Roberto BLAZQUEZ FERNANDEZ	ESP	CASTROMAROTO RACING	BMW MOTORRAD	3	5:19.350	14 Vlts.	3	1:43.794	136.4
<b>SBK</b>										
1	70 Marc ALCOBA ESPI	ESP	ETG RACING	YAMAHA	17	28:18.498	141.7	15	1:39.355	142.5
2	31 Carmelo MORALES GOMEZ	ESP	CARDOSO RACING	YAMAHA	17	28:17.723	141.8	17	1:39.256	142.6
3	40 Roman RAMOS ALVARO	ESP	KAWASAKI PALMETO PL RACING	KAWASAKI	17	28:30.141	+11.643	7	1:39.370	142.5
4	77 Miquel PONS PAYERAS	ESP	TEAM SPEED RACING	KAWASAKI	17	28:39.309	+20.811	3	1:39.487	142.3
5	94 Naomichi URAMOTO	JPN	SUZUKI JEG RACING	SUZUKI	17	28:45.226	+26.728	12	1:40.311	141.1
6	11 Jeremy GUARNONI GOMA	FRA	TACK KAWASAKI	KAWASAKI	17	28:50.701	+32.203	4	1:40.658	140.7
7	85 Pedro Nuno ROMERO BARBOSA	POR	YAMAHA STRATOS	YAMAHA	17	29:10.997	+52.499	4	1:40.268	141.2
8	57 Christian PALOMARES VILAR	ESP	SP57 AIT RACING TEAM	YAMAHA	17	29:18.110	+59.612	3	1:41.029	140.1
9	21 Francisco J. ALONSO HERNANDEZ	ESP	BOX 77 COMPETICION - CLUB ALOMOSPORT	KAWASAKI	17	29:46.975	+1'28.477	16	1:43.894	136.3
<b>No clasificados</b>										
81	Jordi TORRES FERNANDEZ	ESP	TEAM HONDA LAGLISSE	HONDA	9	15:02.181	8 Vlts.	5	1:39.432	142.4

#31 SANCIÓN DE 1 PUESTO EN CLASIFICACIÓN POR EXCEDER LOS LÍMITES DE PISTA EN LA ÚLTIMA VUELTA

Hora de publicación: .....

Estado de pista: **SECO**

Director de Carrera:	Jefe de Cronometraje:
----------------------	-----------------------





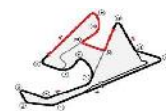
# SUPERBIKE

## CAMPEONATO DE ESPAÑA DE SUPERBIKE

### Carrera 2

Planing

Nº	Pos	Parrilla	Vit.																
			1	2	3	4	5	6	7	8	9	10	11	12	13	14	15	16	17
81	1	81	70	31	31	31	31	31	31	31	31	31	31	31	31	31	31	31	31
70	2	70	31	70	70	70	70	70	70	70	70	70	70	70	70	70	70	70	70
75	3	75	81	81	81	81	81	81	81	81	40	40	40	40	40	75	75	75	75
40	4	40	40	40	40	40	40	40	40	40	75	75	75	75	75	40	40	40	40
31	5	31	75	75	75	75	75	75	75	75	77	77	77	77	77	77	77	77	77
77	6	77	77	77	77	77	77	77	77	77	85	85	85	85	85	94	94	94	94
11	7	11	85	85	85	85	85	85	85	85	94	94	94	94	94	11	11	11	11
57	8	57	11	11	11	11	11	94	94	94	11	11	11	11	11	85	85	85	85
8	9	8	94	94	94	94	94	11	11	11	11	57	57	57	57	57	57	57	57
94	10	94	25	25	25	43	57	57	57	57	43	43	43	8	8	8	8	8	8
85	11	85	43	43	43	8	43	43	43	43	8	8	8	43	43	43	43	43	43
58	12	58	58	8	8	57	8	8	8	8	21	21	21	21	21	21	21	21	21
25	13	25	8	58	57	21	21	21	21	21	21	58	58	26	26	26	26	26	96
21	14	21	21	21	21	58	58	58	58	58	26	26	96	96	96	96	26	26	26
43	15	43	19	19	58	26	26	26	26	26	96	96	4	4	4	4	4	4	4
19	16	19	26	57	26	96	96	96	96	96	4	4	19	19	19	19	19	19	19
96	17	96	4	26	96	4	4	4	4	4	19	19	58	58	58	58	58	58	58
26	18	26	96	96	4	19	19	19	19	19	19	19	19	19	19	19	19	19	19
4	19	4	57	4	19	19	19	19	19	19	19	19	19	19	19	19	19	19	19





CIRCUITO DE NAVARRA 3.933 m

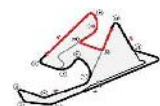
# SUPERBIKE

## CAMPEONATO DE ESPAÑA DE SUPERBIKE

### Carrera 2

### Mejores tiempos de sector

Sector 1			Sector 2			Sector 3			Pos	Nº Piloto	Tiempo	Pos	Nº Piloto	Tiempo	Vuelta Ideal	Mejor Vuelta
Pos	Nº Piloto	Tiempo	Nº Piloto	Tiempo	Nº Piloto	Tiempo	Pos	Nº Piloto								
1	70 M.ALCOBA ESPI	26.037	31 C.MORALES GOMEZ	36.945	75 I.LOPES	35.656	1	31 C.MORALES GOMEZ	1:38.884	1:39.256 (1)						
2	31 C.MORALES GOMEZ	26.051	81 J.TORRES FERNANDEZ	37.077	81 J.TORRES FERNANDEZ	35.764	2	70 M.ALCOBA ESPI	1:38.989	1:39.355 (3)						
3	77 M.PONS PAYERAS	26.249	75 I.LOPES	37.105	40 R.RAMOS ALVARO	35.798	3	75 I.LOPES	1:39.047	1:39.317 (2)						
4	81 J.TORRES FERNANDEZ	26.256	40 R.RAMOS ALVARO	37.127	77 M.PONS PAYERAS	35.807	4	81 J.TORRES FERNANDEZ	1:39.097	1:39.432 (5)						
5	75 I.LOPES	26.286	70 M.ALCOBA ESPI	37.139	70 M.ALCOBA ESPI	35.813	5	40 R.RAMOS ALVARO	1:39.248	1:39.370 (4)						
6	40 R.RAMOS ALVARO	26.323	77 M.PONS PAYERAS	37.321	31 C.MORALES GOMEZ	35.888	6	77 M.PONS PAYERAS	1:39.377	1:39.487 (6)						
7	57 C.PALOMARES VILAR	26.523	94 N.URAMOTO	37.486	85 P.ROMERO BARBOSA	36.088	7	85 P.ROMERO BARBOSA	1:40.200	1:40.268 (7)						
8	11 J.GUARNONI GOMA	26.530	85 P.ROMERO BARBOSA	37.504	94 N.URAMOTO	36.140	8	94 N.URAMOTO	1:40.251	1:40.311 (8)						
9	85 P.ROMERO BARBOSA	26.608	11 J.GUARNONI GOMA	37.649	11 J.GUARNONI GOMA	36.306	9	11 J.GUARNONI GOMA	1:40.485	1:40.658 (9)						
10	94 N.URAMOTO	26.625	57 C.PALOMARES VILAR	37.721	57 C.PALOMARES VILAR	36.575	10	57 C.PALOMARES VILAR	1:40.819	1:41.029 (10)						
11	8 J.ZAMORANO ARANDA	27.223	8 J.ZAMORANO ARANDA	38.256	8 J.ZAMORANO ARANDA	37.035	11	8 J.ZAMORANO ARANDA	1:42.514	1:42.632 (11)						
12	43 E.MOLINA PEREZ	27.358	43 E.MOLINA PEREZ	38.634	25 R.BLAZQUEZ FERNANDEZ	37.090	12	43 E.MOLINA PEREZ	1:43.172	1:43.611 (12)						
13	25 R.BLAZQUEZ FERNANDEZ	27.387	21 F.ALONSO HERNANDEZ	38.916	43 E.MOLINA PEREZ	37.180	13	25 R.BLAZQUEZ FERNANDEZ	1:43.446	1:43.794 (13)						
14	21 F.ALONSO HERNANDEZ	27.481	25 R.BLAZQUEZ FERNANDEZ	38.969	21 F.ALONSO HERNANDEZ	37.350	14	21 F.ALONSO HERNANDEZ	1:43.747	1:43.894 (14)						
15	19 P.DUFOUR	27.731	19 P.DUFOUR	39.185	19 P.DUFOUR	37.646	15	19 P.DUFOUR	1:44.562	1:44.637 (15)						
16	58 F.HIDALGO ALVAREZ	27.747	58 F.HIDALGO ALVAREZ	39.662	58 F.HIDALGO ALVAREZ	37.758	16	58 F.HIDALGO ALVAREZ	1:45.167	1:45.397 (16)						
17	96 E.FELIPE FERRER	28.440	96 E.FELIPE FERRER	39.834	26 J.JENSEN	38.239	17	26 J.JENSEN	1:46.559	1:46.560 (17)						
18	26 J.JENSEN	28.444	26 J.JENSEN	39.876	96 E.FELIPE FERRER	38.383	18	96 E.FELIPE FERRER	1:46.657	1:46.963 (18)						
19	4 J.ARTIME GONZALEZ	28.831	4 J.ARTIME GONZALEZ	40.861	4 J.ARTIME GONZALEZ	38.767	19	4 J.ARTIME GONZALEZ	1:48.459	1:48.914 (19)						



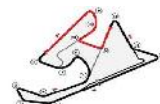



CIRCUITO DE NAVARRA 3.933 m.

## SUPERBIKE CAMPEONATO DE ESPAÑA DE SUPERBIKE Después de Carrera 2

Velocidad máxima del evento

Nº Piloto	Equipo	Moto	Clase	V.Max	Vit.	Sesión
85 Pedro Nuno ROMERO BARBOSA	YAMAHA STRATOS	YAMAHA	SBK	285.0	2	Carrera 1
81 Jordi TORRES FERNANDEZ	TEAM HONDA LAGLISSE	HONDA	SBK	284.2	3	Entrenamiento Cronome
70 Marc ALCOBA ESPI	ETG RACING	YAMAHA	SBK	283.5	5	Carrera 1
40 Roman RAMOS ALVARO	KAWASAKI PALMETO PL RACING	KAWASAKI	SBK	281.2	9	Entrenamiento Cronome
77 Miquel PONS PAYERAS	TEAM SPEED RACING	KAWASAKI	SBK	281.2	11	Carrera 1
11 Jeremy GUARNONI GOMA	TACK KAWASAKI	KAWASAKI	SBK	280.5	2	Carrera 1
57 Christian PALOMARES VILAR	SP57 AIT RACING TEAM	YAMAHA	SBK	280.5	12	Entrenamiento Cronome
75 Ivo LOPES	EASY RACE TEAM	BMW MOTORRAD	Open1000	278.4	8	Carrera 1
31 Carmelo MORALES GOMEZ	CARDOSO RACING	YAMAHA	SBK	276.9	11	Carrera 1
19 Paul DUFOUR	SUZUKI JEG RACING	SUZUKI	Open1000	273.4	14	Carrera 1
94 Naomichi URAMOTO	SUZUKI JEG RACING	SUZUKI	SBK	272.7	11	Carrera 1
8 Joan ZAMORANO ARANDA	ETG RACING	YAMAHA	Open1000	270.0	4	Carrera 2
21 Francisco J. ALONSO HERNANDEZ	BOX 77 COMPETICION - CLUB ALOMOSPORT	KAWASAKI	SBK	267.3	2	Carrera 2
26 Jan Hedegaard JENSEN	MDS RACING	KAWASAKI	Open1000	263.4	10	Carrera 1
43 Eric MOLINA PEREZ	TEAM SPEED RACING	KAWASAKI	Open1000	262.8	15	Carrera 1
58 F. Javier HIDALGO ALVAREZ	TACK KAWASAKI	KAWASAKI	Open1000	262.8	6	Carrera 1
25 Roberto BLAZQUEZ FERNANDEZ	CASTROMAROTO RACING	BMW MOTORRAD	Open1000	261.5	5	Carrera 1
4 Javier ARTIME GONZALEZ	TEAM HONDA LAGLISSE	HONDA	Open1000	251.7	3	Carrera 1
96 Enrique Marcos FELIPE FERRER	YAMAHA STRATOS	YAMAHA	Open1000	247.7	9	Carrera 2





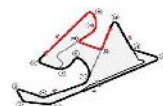
## SUPERBIKE

### CAMPEONATO DE ESPAÑA DE SUPERBIKE

#### Carrera 2

#### Secuencia de líderes por Clase

Nº	Piloto	Equipo	Moto	Vuelta a	Vuelta Final	Vlts.	Total Vlts.
<b>Open1000</b>							
75	Ivo LOPES	EASY RACE TEAM	BMW MOTORRAD	1	17	17	17
<b>SBK</b>							
70	Marc ALCOBA ESPI	ETG RACING	YAMAHA	1	1	1	1
31	Carmelo MORALES GOMEZ	CARDOSO RACING	YAMAHA	2	17	16	16





## SUPERBIKE

### CAMPEONATO DE ESPAÑA DE SUPERBIKE

#### Carrera 2

Secuencia de vueltas rápidas

T. Sesión	Nº Piloto	Equipo	Moto	Clase	Tiempo	Km/h	Vlt.
3:25.239	31 Carmelo MORALES GOMEZ	CARDOSO RACING	YAMAHA	SBK	<b>1:39.332</b>	142.5	2
6:45.256	75 Ivo LOPES	EASY RACE TEAM	BMW MOTORRAD	Open1000	<b>1:39.317</b>	142.6	4
24:58.877	31 Carmelo MORALES GOMEZ	CARDOSO RACING	YAMAHA	SBK	<b>1:39.285</b>	142.6	15
28:17.723	31 Carmelo MORALES GOMEZ	CARDOSO RACING	YAMAHA	SBK	<b>1:39.256</b>	142.6	17







# SUPERBIKE

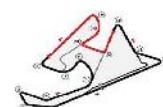
## CAMPEONATO DE ESPAÑA DE SUPERBIKE

### Carrera 2

Vuelta a vuelta

■ Mejor Personal ■ Mejor de la sesión ■ Cruzando por el pit lane

Vlt.	Tiempo	Sector 1	Sector 2	Sector 3	Km/h	T. Sesión	Vlt.	Tiempo	Sector 1	Sector 2	Sector 3	Km/h	T. Sesión	
<b>4</b>	<b>Javier ARTIME GONZALEZ</b> ESP													
	TEAM HONDA LAGLISSE HONDA													
1	1:57.753	37.327	41.165	39.261	120.2	1:57.753	17	1:41.513	26.733	38.237	36.543	139.5	28:50.701	
2	1:49.892	29.125	41.640	39.127	128.8	3:47.645	<b>19</b>	<b>Paul DUFOUR</b> FRA						
3	1:50.312	28.876	41.613	39.823	128.4	5:37.957	SUZUKI JEG RACING SUZUKI							
4	<b>1:48.914</b>	28.908	<b>40.861</b>	39.145	130.0	7:26.871	1	1:53.982	36.050	39.989	37.943	124.2	1:53.982	
5	1:50.413	29.467	41.973	38.973	128.2	9:17.284	2	1:45.541	28.061	39.627	37.853	134.2	3:39.523	
6	1:50.826	29.078	42.981	<b>38.767</b>	127.8	11:08.110	3	3:43.532 <b>B</b>	33.909	44.099	2:25.524	63.3	7:23.055	
7	1:49.132	<b>28.831</b>	41.202	39.099	129.7	12:57.242	4	1:56.740	37.835	40.609	38.296	121.3	9:19.795	
8	1:51.127	29.001	42.201	39.925	127.4	14:48.369	5	1:46.479	28.501	39.849	38.129	133.0	11:06.274	
9	2:02.447	29.527	41.954	50.966	115.6	16:50.816	6	1:45.820	28.287	39.680	37.853	133.8	12:52.094	
10	1:58.342	30.177	48.703	39.462	119.6	18:49.158	7	1:46.642	28.334	40.051	38.257	132.8	14:38.736	
11	1:56.200	29.620	41.741	44.839	121.8	20:45.358	8	1:46.024	28.044	39.596	38.384	133.5	16:24.760	
12	1:51.742	29.637	41.837	40.268	126.7	22:37.100	9	1:45.383	27.958	39.771	37.654	134.4	18:10.143	
13	1:59.827	37.424	43.362	39.041	118.2	24:36.927	10	1:45.211	27.811	39.493	37.907	134.6	19:55.354	
14	1:52.015	29.391	41.993	40.631	126.4	26:28.942	11	1:45.962	27.891	39.575	38.496	133.6	21:41.316	
15	2:03.398	29.690	47.692	46.016	114.7	28:32.340	12	1:48.545	29.475	41.112	37.958	130.4	23:29.861	
							13	<b>1:44.637</b>	27.806	<b>39.185</b>	<b>37.646</b>	135.3	25:14.498	
							14	1:47.192	28.928	40.196	38.068	132.1	27:01.690	
							15	1:44.640	<b>27.731</b>	39.194	37.715	135.3	28:46.330	
<b>8</b>	<b>Juan ZAMORANO ARANDA</b> ESP													
	ETG RACING YAMAHA													
1	1:52.703	35.473	39.601	37.629	125.6	1:52.703	<b>21</b>	<b>Francisco J. ALONSO HERNANDEZ</b> ESP						
2	1:44.255	27.629	39.078	37.548	135.8	3:36.958	BOX 77 COMPETICION - CLUB ALOI KAWASAKI							
3	1:43.163	27.439	38.539	37.185	137.2	5:20.121	1	1:53.018	36.004	39.417	37.597	125.3	1:53.018	
4	1:43.561	27.674	38.587	37.300	136.7	7:03.682	2	1:45.007	27.604	39.554	37.849	134.8	3:38.025	
5	1:44.720	27.691	39.405	37.624	135.2	8:48.402	3	1:44.550	27.965	39.090	37.495	135.4	5:22.575	
6	1:43.498	27.327	38.948	37.223	136.8	10:31.900	4	1:45.801	29.174	39.273	37.354	133.8	7:08.376	
7	1:44.568	27.834	39.331	37.403	135.4	12:16.468	5	1:44.527	27.827	39.267	37.433	135.5	8:52.903	
8	1:44.994	27.942	39.078	37.974	134.9	14:01.462	6	1:44.349	27.876	<b>38.916</b>	37.557	135.7	10:37.252	
9	1:44.530	27.807	39.276	37.447	135.5	15:45.992	7	1:44.090	27.601	39.062	37.427	136.0	12:21.342	
10	1:45.070	28.001	39.648	37.421	134.8	17:31.062	8	1:44.651	27.700	39.593	37.358	135.3	14:05.993	
11	1:44.975	28.189	39.237	37.549	134.9	19:16.037	9	1:44.853	27.682	39.548	37.623	135.0	15:50.846	
12	1:44.874	28.006	39.206	37.662	135.0	21:00.911	10	1:45.004	27.640	39.561	37.803	134.8	17:35.850	
13	1:44.357	27.910	39.057	37.390	135.7	22:45.268	11	1:44.499	28.007	39.030	37.462	135.5	19:20.349	
14	1:42.718	27.310	<b>38.256</b>	37.152	137.8	24:27.986	12	1:44.204	27.657	39.132	37.415	135.9	21:04.553	
15	<b>1:42.632</b>	<b>27.223</b>	38.374	<b>37.035</b>	138.0	26:10.618	13	1:44.420	27.671	39.386	37.363	135.6	22:48.973	
16	1:43.502	27.345	38.837	37.320	136.8	27:54.120	14	1:45.304	27.556	40.258	37.490	134.5	24:34.277	
17	1:45.598	27.854	39.064	38.680	134.1	29:39.718	15	1:43.947	<b>27.481</b>	39.116	<b>37.350</b>	136.2	26:18.224	
							16	<b>1:43.894</b>	27.495	39.023	37.376	136.3	28:02.118	
							17	1:44.857	27.600	39.343	37.914	135.0	29:46.975	
<b>11</b>	<b>Jeremy GUARNONI GOMA</b> FRA													
	TACK KAWASAKI KAWASAKI													
1	1:49.828	34.855	38.546	36.427	128.9	1:49.828	<b>25</b>	<b>Roberto BLAZQUEZ FERNANDEZ</b> ESP						
2	1:40.798	26.613	37.848	36.337	140.5	3:30.626	CASTROMAROTO RACING BMW MOTORRAD							
3	1:40.670	26.610	37.754	<b>36.306</b>	140.6	5:11.296	1	1:51.155	34.589	39.476	<b>37.090</b>	127.4	1:51.155	
4	<b>1:40.658</b>	26.604	<b>37.649</b>	36.405	140.7	6:51.954	2	1:44.401	<b>27.387</b>	39.640	37.374	135.6	3:35.556	
5	1:40.954	26.763	37.808	36.383	140.3	8:32.908	3	<b>1:43.794</b>	27.520	<b>38.969</b>	37.305	136.4	5:19.350	
6	1:41.668	<b>26.530</b>	38.043	37.095	139.3	10:14.576	<b>26</b>	<b>Jan Hedegaard JENSEN</b> DEN						
7	1:40.874	26.606	37.954	36.314	140.4	11:55.450	MDS RACING KAWASAKI							
8	1:40.968	26.605	38.038	36.325	140.2	13:36.418	1	1:55.874	36.405	40.198	39.271	122.2	1:55.874	
9	1:41.343	26.758	38.038	36.547	139.7	15:17.761	2	1:47.300	28.575	40.057	38.668	132.0	3:43.174	
10	1:41.250	26.701	38.016	36.533	139.8	16:59.011	3	1:50.052	29.360	40.067	40.625	128.7	5:33.226	
11	1:41.156	26.697	37.957	36.502	140.0	18:40.167	4	1:47.103	28.872	<b>39.876</b>	38.355	132.2	7:20.329	
12	1:41.065	26.681	37.887	36.497	140.1	20:21.232	5	1:47.068	28.515	40.233	38.320	132.2	9:07.397	
13	1:41.263	26.723	38.024	36.516	139.8	22:02.495	6	<b>1:46.560</b>	<b>28.444</b>	39.877	<b>38.239</b>	132.9	10:53.957	
14	1:41.646	26.603	38.302	36.741	139.3	23:44.141	7	1:47.050	28.774	39.905	38.371	132.3	12:41.007	
15	1:42.123	26.905	38.476	36.742	138.6	25:26.264	8	1:47.050	28.538	40.106	38.406	132.3	14:28.057	
16	1:42.924	27.290	38.928	36.706	137.6	27:09.188	9	1:50.566	29.055	42.399	39.112	128.1	16:18.623	







# SUPERBIKE

## CAMPEONATO DE ESPAÑA DE SUPERBIKE

### Carrera 2

Vuelta a vuelta

Mejor Personal Mejor de la sesión Cruzando por el pit lane

Vlt.	Tiempo	Sector 1	Sector 2	Sector 3	Km/h	T. Sesión	Vlt.	Tiempo	Sector 1	Sector 2	Sector 3	Km/h	T. Sesión
10	1:48.686	29.005	40.918	38.763	130.3	18:07.309	8	1:45.013	27.937	39.548	37.528	134.8	14:01.337
11	1:48.733	29.124	40.434	39.175	130.2	19:56.042	9	1:44.572	27.798	39.050	37.724	135.4	15:45.909
12	1:48.678	28.642	40.788	39.248	130.3	21:44.720	10	1:45.076	27.977	39.516	37.583	134.7	17:30.985
13	1:47.780	28.655	40.356	38.769	131.4	23:32.500	11	1:44.952	28.095	39.144	37.713	134.9	19:15.937
14	1:51.297	30.844	40.268	40.185	127.2	25:23.797	12	1:44.830	27.939	39.078	37.813	135.1	21:00.767
15	1:48.195	28.703	40.579	38.913	130.9	27:11.992	13	1:44.507	27.899	38.852	37.756	135.5	22:45.274
16	1:48.653	29.618	40.292	38.743	130.3	29:00.645	14	1:44.286	27.623	38.990	37.673	135.8	24:29.560
							15	1:44.622	27.358	39.262	38.002	135.3	26:14.182
							16	1:44.899	27.800	39.333	37.766	135.0	27:59.081
							17	1:44.408	27.615	39.139	37.654	135.6	29:43.489

31 Carmelo MORALES GOMEZ ESP		CARDOSO RACING YAMAHA					
1	1:45.907	32.310	37.384	36.213	133.7	1:45.907	
2	1:39.332	26.331	36.945	36.056	142.5	3:25.239	
3	1:39.538	26.371	37.198	35.969	142.2	5:04.777	
4	1:39.445	26.239	37.170	36.036	142.4	6:44.222	
5	1:39.467	26.213	37.098	36.156	142.3	8:23.689	
6	1:39.526	26.249	37.157	36.120	142.3	10:03.215	
7	1:39.462	26.261	37.276	35.925	142.4	11:42.677	
8	1:39.549	26.070	37.413	36.066	142.2	13:22.226	
9	1:39.634	26.316	37.324	35.994	142.1	15:01.860	
10	1:39.448	26.281	37.279	35.888	142.4	16:41.308	
11	1:39.397	26.230	37.237	35.930	142.4	18:20.705	
12	1:39.656	26.109	37.284	36.263	142.1	20:00.361	
13	1:39.724	26.196	37.511	36.017	142.0	21:40.085	
14	1:39.507	26.158	37.270	36.079	142.3	23:19.592	
15	1:39.285	26.089	37.213	35.983	142.6	24:58.877	
16	1:39.590	26.131	37.413	36.046	142.2	26:38.467	
17	1:39.256	26.051	37.201	36.004	142.6	28:17.723	

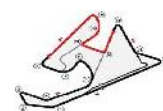
40 Roman RAMOS ALVARO ESP		KAWASAKI PALMETO PL RACING KAWASAKI					
1	1:46.487	32.545	37.657	36.285	133.0	1:46.487	
2	1:39.659	26.535	37.148	35.976	142.1	3:26.146	
3	1:39.444	26.433	37.127	35.884	142.4	5:05.590	
4	1:39.553	26.336	37.348	35.869	142.2	6:45.143	
5	1:39.426	26.365	37.176	35.885	142.4	8:24.569	
6	1:39.604	26.469	37.172	35.963	142.2	10:04.173	
7	1:39.370	26.323	37.249	35.798	142.5	11:43.543	
8	1:39.614	26.327	37.382	35.905	142.1	13:23.157	
9	1:39.825	26.387	37.441	35.997	141.8	15:02.982	
10	1:39.996	26.464	37.292	36.240	141.6	16:42.978	
11	1:40.328	26.493	37.645	36.190	141.1	18:23.306	
12	1:40.159	26.461	37.537	36.161	141.4	20:03.465	
13	1:41.011	26.759	37.660	36.592	140.2	21:44.476	
14	1:40.795	26.647	37.742	36.406	140.5	23:25.271	
15	1:40.712	26.469	37.607	36.636	140.6	25:05.983	
16	1:41.456	26.993	37.983	36.480	139.6	26:47.439	
17	1:42.702	27.155	38.159	37.388	137.9	28:30.141	

43 Eric MOLINA PEREZ ESP		TEAM SPEED RACING KAWASAKI					
1	1:51.943	35.352	39.411	37.180	126.5	1:51.943	
2	1:43.767	27.596	38.801	37.370	136.4	3:35.710	
3	1:43.948	27.756	38.881	37.311	136.2	5:19.658	
4	1:43.611	27.686	38.634	37.291	136.7	7:03.269	
5	1:44.665	27.959	39.212	37.494	135.3	8:47.934	
6	1:43.922	27.586	38.897	37.439	136.2	10:31.856	
7	1:44.468	27.699	39.169	37.600	135.5	12:16.324	

57 Christian PALOMARES VILAR ESP		SP57 AIT RACING TEAM YAMAHA					
1	1:58.447	43.371	38.473	36.603	119.5	1:58.447	
2	1:42.960	27.986	38.148	36.826	137.5	3:41.407	
3	1:41.029	26.523	37.721	36.785	140.1	5:22.436	
4	1:42.834	28.120	37.998	36.716	137.7	7:05.270	
5	1:42.411	26.632	38.816	36.963	138.3	8:47.681	
6	1:41.619	26.973	38.071	36.575	139.3	10:29.300	
7	1:41.202	26.707	37.801	36.694	139.9	12:10.502	
8	1:42.791	26.696	39.170	36.925	137.7	13:53.293	
9	1:44.045	26.727	40.400	36.918	136.1	15:37.338	
10	1:41.689	26.883	38.209	36.597	139.2	17:19.027	
11	1:41.431	26.732	38.021	36.678	139.6	19:00.458	
12	1:43.634	27.952	38.527	37.155	136.6	20:44.092	
13	1:41.717	26.949	38.110	36.658	139.2	22:25.809	
14	1:41.991	26.859	38.226	36.906	138.8	24:07.800	
15	1:42.583	27.007	38.479	37.097	138.0	25:50.383	
16	1:42.859	26.790	38.997	37.072	137.7	27:33.242	
17	1:44.868	27.216	39.315	38.337	135.0	29:18.110	

58 F. Javier HIDALGO ALVAREZ ESP		TACK KAWASAKI KAWASAKI					
1	1:52.421	34.721	39.902	37.798	125.9	1:52.421	
2	1:45.397	27.747	39.846	37.804	134.3	3:37.818	
3	1:45.800	27.972	39.833	37.995	133.8	5:23.618	
4	1:45.617	27.958	39.820	37.839	134.1	7:09.235	
5	1:45.681	27.771	40.004	37.906	134.0	8:54.916	
6	1:45.669	28.086	39.825	37.758	134.0	10:40.585	
7	1:45.563	28.056	39.662	37.845	134.1	12:26.148	
8	1:45.793	28.123	39.851	37.819	133.8	14:11.941	
9	1:46.063	27.957	39.955	38.151	133.5	15:58.004	
10	1:46.652	28.395	39.949	38.308	132.8	17:44.656	
11	1:46.416	28.233	39.936	38.247	133.1	19:31.072	
12	4:44.747 B	28.814	41.144	3:34.789	49.7	24:15.819	
13	1:52.858	34.650	40.276	37.932	125.5	26:08.677	
14	1:46.863	27.835	41.034	37.994	132.5	27:55.540	
15	1:46.159	28.643	39.733	37.783	133.4	29:41.699	

70 Marc ALCOBA ESPI ESP		ETG RACING YAMAHA					
1	1:45.641	31.933	37.423	36.285	134.0	1:45.641	
2	1:39.818	26.399	37.507	35.912	141.8	3:25.459	
3	1:39.409	26.397	37.199	35.813	142.4	5:04.868	
4	1:39.467	26.301	37.200	35.966	142.3	6:44.335	
5	1:39.399	26.251	37.278	35.870	142.4	8:23.734	
6	1:39.635	26.387	37.247	36.001	142.1	10:03.369	





# SUPERBIKE

## CAMPEONATO DE ESPAÑA DE SUPERBIKE

### Carrera 2

Vuelta a vuelta

Mejor Personal Mejor de la sesión Cruzando por el pit lane

Vlt.	Tiempo	Sector 1	Sector 2	Sector 3	Km/h	T. Sesión	Vlt.	Tiempo	Sector 1	Sector 2	Sector 3	Km/h	T. Sesión
7	1:39.476	26.213	37.421	35.842	142.3	11:42.845	4	1:39.433	26.553	37.077	35.803	142.4	6:44.564
8	1:39.454	26.228	37.312	35.914	142.4	13:22.299	5	1:39.432	26.379	37.210	35.843	142.4	8:23.996
9	1:39.704	26.413	37.366	35.925	142.0	15:02.003	6	1:39.627	26.407	37.387	35.833	142.1	10:03.623
10	1:39.585	26.223	37.441	35.921	142.2	16:41.588	7	1:39.468	26.256	37.448	35.764	142.3	11:43.091
11	1:39.403	26.136	37.270	35.997	142.4	18:20.991	8	1:39.468	26.256	37.307	35.905	142.3	13:22.559
12	1:39.515	26.261	37.248	36.006	142.3	20:00.506	9	1:39.622	26.380	37.424	35.818	142.1	15:02.181
13	1:39.721	26.402	37.349	35.970	142.0	21:40.227							
14	1:39.561	26.161	37.392	36.008	142.2	23:19.788							
15	1:39.355	26.234	37.139	35.982	142.5	24:59.143							
16	1:39.539	26.100	37.360	36.079	142.2	26:38.682							
17	1:39.816	26.037	37.330	36.449	141.8	28:18.498							

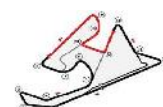
75 Ivo LOPES							85 Pedro Nuno ROMERO BARBOSA						
EASY RACE TEAM							YAMAHA STRATOS						
Vlt.	Tiempo	Sector 1	Sector 2	Sector 3	Km/h	T. Sesión	Vlt.	Tiempo	Sector 1	Sector 2	Sector 3	Km/h	T. Sesión
1	1:46.565	32.884	37.616	36.065	132.9	1:46.565	1	1:47.766	33.812	37.826	36.128	131.4	1:47.766
2	1:39.765	26.695	37.105	35.965	141.9	3:26.330	2	1:40.539	26.608	37.504	36.427	140.8	3:28.305
3	1:39.609	26.542	37.330	35.737	142.1	5:05.939	3	1:40.594	26.642	37.633	36.319	140.8	5:08.899
4	1:39.317	26.286	37.375	35.656	142.6	6:45.256	4	1:40.268	26.620	37.560	36.088	141.2	6:49.167
5	1:39.763	26.522	37.328	35.913	141.9	8:25.019	5	1:40.483	26.720	37.599	36.164	140.9	8:29.650
6	1:39.698	26.395	37.547	35.756	142.0	10:04.717	6	1:41.025	26.733	37.837	36.455	140.2	10:10.675
7	1:39.618	26.426	37.286	35.906	142.1	11:44.335	7	1:40.758	26.657	37.734	36.367	140.5	11:51.433
8	1:39.636	26.510	37.209	35.917	142.1	13:23.971	8	1:40.872	26.683	37.701	36.488	140.4	13:32.305
9	1:39.693	26.357	37.391	35.945	142.0	15:03.664	9	1:41.131	26.808	37.802	36.521	140.0	15:13.436
10	1:39.759	26.402	37.318	36.039	141.9	16:43.423	10	1:41.566	26.946	37.949	36.671	139.4	16:55.002
11	1:40.203	26.647	37.596	35.960	141.3	18:23.626	11	1:41.563	26.961	38.153	36.449	139.4	18:36.565
12	1:40.127	26.458	37.613	36.056	141.4	20:03.753	12	1:40.984	26.783	37.670	36.531	140.2	20:17.549
13	1:40.859	26.677	37.914	36.268	140.4	21:44.612	13	1:40.657	26.780	37.530	36.347	140.7	21:58.206
14	1:40.830	26.776	37.840	36.214	140.4	23:25.442	14	1:40.853	26.750	37.854	36.249	140.4	23:39.059
15	1:40.352	26.695	37.691	35.966	141.1	25:05.794	15	2:06.587	26.891	38.088	1:01.608	111.9	25:45.646
16	1:40.197	26.627	37.416	36.154	141.3	26:45.991	16	1:41.982	27.393	38.074	36.515	138.8	27:27.628
17	1:41.039	26.794	37.724	36.521	140.1	28:27.030	17	1:43.369	27.129	38.338	37.902	137.0	29:10.997

77 Miquel PONS PAYERAS							94 Naomichi URAMOTO						
TEAM SPEED RACING							SUZUKI JEG RACING						
Vlt.	Tiempo	Sector 1	Sector 2	Sector 3	Km/h	T. Sesión	Vlt.	Tiempo	Sector 1	Sector 2	Sector 3	Km/h	T. Sesión
1	1:47.414	33.716	37.558	36.140	131.8	1:47.414	1	1:50.156	35.209	38.507	36.440	128.5	1:50.156
2	1:39.659	26.454	37.321	35.884	142.1	3:27.073	2	1:40.812	26.685	37.772	36.355	140.4	3:30.968
3	1:39.487	26.249	37.431	35.807	142.3	5:06.560	3	1:40.669	26.640	37.758	36.271	140.6	5:11.637
4	1:39.663	26.252	37.470	35.941	142.1	6:46.223	4	1:40.561	26.767	37.603	36.191	140.8	6:52.198
5	1:39.660	26.376	37.388	35.896	142.1	8:25.883	5	1:41.041	26.854	37.795	36.392	140.1	8:33.239
6	1:40.620	26.344	38.190	36.086	140.7	10:06.503	6	1:40.935	26.712	37.514	36.709	140.3	10:14.174
7	1:40.214	26.550	37.615	36.049	141.3	11:46.717	7	1:40.794	26.769	37.603	36.422	140.5	11:54.968
8	1:40.379	26.513	37.715	36.151	141.1	13:27.096	8	1:40.898	26.873	37.610	36.415	140.3	13:35.866
9	1:40.462	26.576	37.729	36.157	140.9	15:07.558	9	1:40.988	26.786	37.828	36.374	140.2	15:16.854
10	1:40.756	26.617	37.886	36.253	140.5	16:48.314	10	1:40.782	26.767	37.486	36.529	140.5	16:57.636
11	1:40.929	26.703	37.845	36.381	140.3	18:29.243	11	1:40.722	26.844	37.607	36.271	140.6	18:38.358
12	1:41.090	26.662	38.029	36.399	140.1	20:10.333	12	1:40.311	26.677	37.487	36.147	141.1	20:18.669
13	1:41.258	26.695	38.103	36.460	139.8	21:51.591	13	1:40.763	26.757	37.531	36.475	140.5	21:59.432
14	1:41.657	26.872	38.140	36.645	139.3	23:33.248	14	1:40.312	26.636	37.536	36.140	141.1	23:39.744
15	1:41.739	27.063	38.147	36.529	139.2	25:14.987	15	1:41.370	26.625	37.915	36.830	139.7	25:21.114
16	1:42.069	27.280	38.239	36.550	138.7	26:57.056	16	1:41.802	27.021	37.834	36.947	139.1	27:02.916
17	1:42.253	27.060	38.207	36.986	138.5	28:39.309	17	1:42.310	27.065	38.514	36.731	138.4	28:45.226

81 Jordi TORRES FERNANDEZ							96 Enrique Marcos FELIPE FERRER						
TEAM HONDA LAGLISSE							YAMAHA STRATOS						
Vlt.	Tiempo	Sector 1	Sector 2	Sector 3	Km/h	T. Sesión	Vlt.	Tiempo	Sector 1	Sector 2	Sector 3	Km/h	T. Sesión
1	1:46.047	32.742	37.280	36.025	133.5	1:46.047	1	1:58.034	37.635	41.214	39.185	120.0	1:58.034
2	1:39.601	26.376	37.361	35.864	142.2	3:25.648	2	1:48.577	29.313	40.447	38.817	130.4	3:46.611
3	1:39.483	26.434	37.243	35.806	142.3	5:05.131	3	1:50.663	28.985	42.104	39.574	127.9	5:37.274
							4	1:48.193	29.150	40.411	38.632	130.9	7:25.467
							5	1:47.871	29.093	40.358	38.420	131.3	9:13.338
							6	1:48.075	29.056	40.282	38.737	131.0	11:01.413
							7	1:47.758	28.703	40.442	38.613	131.4	12:49.171
							8	1:47.733	28.827	40.172	38.734	131.4	14:36.904





## SUPERBIKE

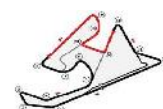
### CAMPEONATO DE ESPAÑA DE SUPERBIKE

#### Carrera 2

Vuelta a vuelta

■ Mejor Personal ■ Mejor de la sesión B Cruzando por el pit lane

Vlt.	Tiempo	Sector 1	Sector 2	Sector 3	Km/h	T. Sesión	Vlt.	Tiempo	Sector 1	Sector 2	Sector 3	Km/h	T. Sesión
9	1:48.222	28.822	40.298	39.102	130.8	16:25.126							
10	1:46.974	28.638	39.949	38.387	132.4	18:12.100							
11	<b>1:46.963</b>	28.746	<b>39.834</b>	<b>38.383</b>	132.4	19:59.063							
12	1:48.971	29.620	40.898	38.453	129.9	21:48.034							
13	1:47.022	<b>28.440</b>	39.855	38.727	132.3	23:35.056							
14	1:49.003	28.672	40.501	39.830	129.9	25:24.059							
15	1:48.274	28.888	40.380	39.006	130.8	27:12.333							
16	1:47.872	28.838	40.100	38.934	131.3	29:00.205							



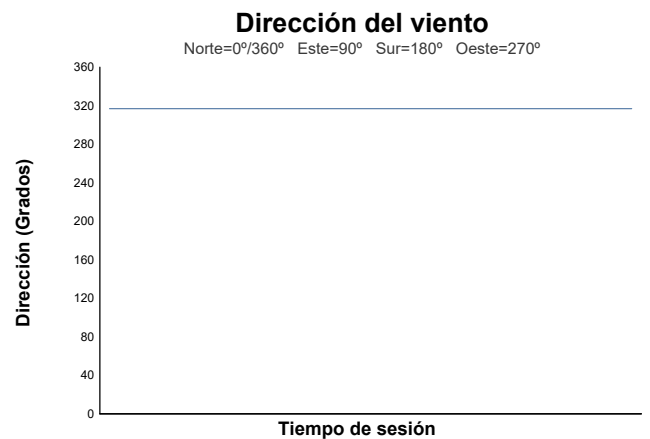
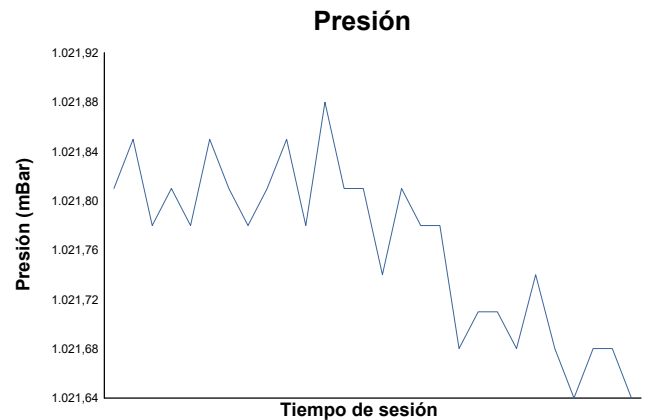
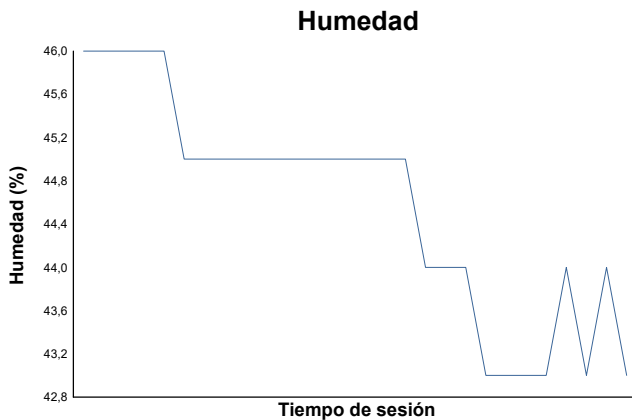
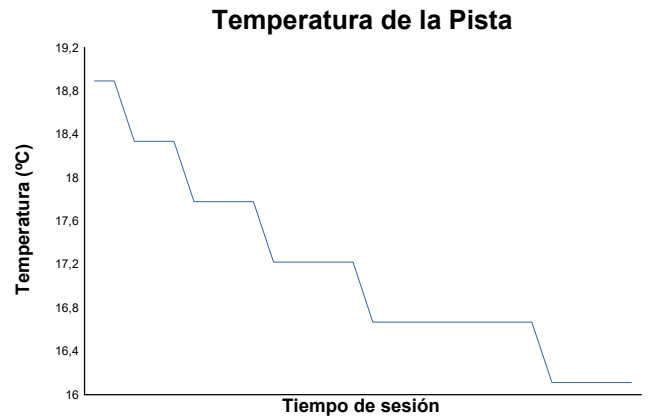
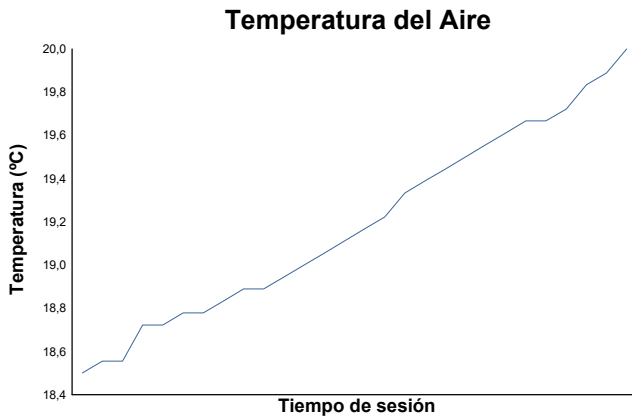


# CAMPEONATO DE ESPAÑA DE SUPERBIKE

## SUPERBIKE

### Carrera 2

## Informe meteorológico



Estado de pista: **SECO**

