

CIRCUITO DE NAVARRA 3.933 m.

PREMOTO 3 - PROMO 3 CAMPEONATO DE ESPAÑA DE SUPERBIKE Entrenamiento Cronometrado

Clasificación

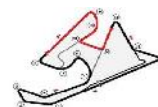
Nº	Piloto	Nac	Equipo	Moto	Neum	Cl.	Tiempo	Vlt.	Total	Dif.	Km/h
1	32 David REAL PEREZ	ESP	CUNA DE CAMPEONES	MIR RACING	DUNLOP	PreMoto3	1:49.788	12	13	-	129.0
2	39 Xabi ZURUTUZA TORRES	ESP	CUNA DE CAMPEONES	MIR RACING	DUNLOP	PreMoto3	1:50.206	12	13	+0.418	128.5
3	8 Marco GARCIA MIGUEL	ESP	CUNA DE CAMPEONES	MIR RACING	DUNLOP	PreMoto3	1:50.672	13	14	+0.884	127.9
4	78 Joel ESTEBAN RUIZ	ESP	IGAXTEAM	BEON	DUNLOP	PreMoto3	1:50.863	6	13	+1.075	127.7
5	4 Carlos TORRECILLAS URBAN	ESP	CUNA DE CAMPEONES	MIR RACING	DUNLOP	PreMoto3	1:51.017	10	10	+1.229	127.5
6	43 Hugo MARIN NARVAEZ	ESP	CUNA CAMPEONES	MIR RACING	DUNLOP	PreMoto3	1:51.443	11	15	+1.655	127.0
7	16 Alvaro FUERTES JUAN	ESP	FUERTES TEAM	BEON	DUNLOP	PreMoto3	1:52.569	12	14	+2.781	125.8
8	85 Jose Luis ARMARIO ROMERO	ESP	GM FUEL - VRC TEAM	BEON	DUNLOP	PreMoto3	1:52.626	5	13	+2.838	125.7
9	71 Ivan BOLAÑO HERNANDEZ	ESP	MIGUEL OLIVEIRA-FUN CLUB	BEON	DUNLOP	PreMoto3	1:52.859	13	13	+3.071	125.5
10	42 Cros Alexander FRANCIS	AUS	CUNA DE CAMPEONES	MIR RACING	DUNLOP	PreMoto3	1:52.894	11	14	+3.106	125.4
11	41 Yvonne CERPA CUELLAR	ESP	IGAXTEAM	BEON	DUNLOP	PreMoto3	1:53.222	15	15	+3.434	125.1
12	22 Lenni KLEMETTI	FIN	RAM RACING YAMAHA	BEON	DUNLOP	PreMoto3	1:53.336	11	14	+3.548	124.9
13	73 Nuno Gonçalo RIBEIRO	POR	LOUSAESTRADAS	BEON	DUNLOP	PreMoto3	1:53.436	11	13	+3.648	124.8
14	55 Unai CALATAYUD PASCUAL	ESP	QRG MOTOR RACING	BEON	DUNLOP	PreMoto3	1:53.929	2	2	+4.141	124.3
15	27 Marcos LUDEÑA NAVARRO	ESP	CUNA DE CAMPEONES	MIR RACING	DUNLOP	Promo3	1:55.648	4	4	+5.860	122.4
16	18 Cesar PARRILLA VEGA	ESP	CUNA DE CAMPEONES	MIR RACING	DUNLOP	Promo3	1:56.518	5	7	+6.730	121.5
17	74 Carter BROWN	GBR	CUNA DE CAMPEONES	MIR RACING	DUNLOP	Promo3	1:56.839	6	14	+7.051	121.2
18	83 Theo GOURDON RAFAEL	ESP	CUNA DE CAMPEONES	MIR RACING	DUNLOP	Promo3	1:56.851	15	15	+7.063	121.2
19	37 Montague James AMER	GBR	AUSTIN RACING & VHC LIQUI MOLY	BEON	DUNLOP	Promo3	1:56.945	9	12	+7.157	121.1
20	49 Xavier MARTINEZ SOSA	ESP	CUNA DE CAMPEONES	MIR RACING	DUNLOP	Promo3	1:57.065	11	14	+7.277	120.9
21	24 Jayant CHOTE	NED	CUNA DES CAMPEONES	MIR RACING	DUNLOP	Promo3	1:57.384	13	13	+7.596	120.6
22	82 Alex GOURDON RAFAEL	ESP	CUNA DE CAMPEONES	MIR RACING	DUNLOP	Promo3	1:58.008	10	14	+8.220	120.0
23	25 Kyle PAYNE	GBR	CUNA DE CAMPEONES	MIR RACING	DUNLOP	Promo3	1:59.011	14	14	+9.223	119.0
24	87 Saffron Joan WHATLEY	GBR	CUNA DE CAMPEONES	MIR RACING	DUNLOP	Promo3	2:00.655	13	13	+10.867	117.3

Vuelta rápida: Vlt. 12 David REAL PEREZ 1:49.788 129.0 Km/h

Hora de publicación:

Estado de pista: **SECO**

Director de Carrera:	Jefe de Cronometraje:
----------------------	-----------------------





PREMOTO 3 - PROMO 3

CAMPEONATO DE ESPAÑA DE SUPERBIKE

Entrenamiento Cronometrado

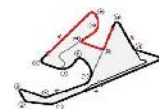
Clasificación por Clase

Nº Piloto	Nac	Equipo	Moto	Tiempo	Vlt. Total	Dif.	Km/h
PreMoto3							
1	32	David REAL PEREZ	ESP CUNA DE CAMPEONES	MIR RACING	1:49.788	12 13	129.0
2	39	Xabi ZURUTUZA TORRES	ESP CUNA DE CAMPEONES	MIR RACING	1:50.206	12 13	+0.418 +0.418 128.5
3	8	Marco GARCIA MIGUEL	ESP CUNA DE CAMPEONES	MIR RACING	1:50.672	13 14	+0.884 +0.466 127.9
4	78	Joel ESTEBAN RUIZ	ESP IGAXTEAM	BEON	1:50.863	6 13	+1.075 +0.191 127.7
5	4	Carlos TORRECILLAS URBAN	ESP CUNA DE CAMPEONES	MIR RACING	1:51.017	10 10	+1.229 +0.154 127.5
6	43	Hugo MARIN NARVAEZ	ESP CUNA CAMPEONES	MIR RACING	1:51.443	11 15	+1.655 +0.426 127.0
7	16	Alvaro FUERTES JUAN	ESP FUERTES TEAM	BEON	1:52.569	12 14	+2.781 +1.126 125.8
8	85	Jose Luis ARMARIO ROMERO	ESP GM FUEL - VRC TEAM	BEON	1:52.626	5 13	+2.838 +0.057 125.7
9	71	Ivan BOLAÑO HERNANDEZ	ESP MIGUEL OLIVEIRA-FUN CLUB	BEON	1:52.859	13 13	+3.071 +0.233 125.5
10	42	Cros Alexander FRANCIS	AUS CUNA DE CAMPEONES	MIR RACING	1:52.894	11 14	+3.106 +0.035 125.4
11	41	Yvonne CERPA CUELLAR	ESP IGAXTEAM	BEON	1:53.222	15 15	+3.434 +0.328 125.1
12	22	Lenni KLEMETTI	FIN RAM RACING YAMAHA	BEON	1:53.336	11 14	+3.548 +0.114 124.9
13	73	Nuno Gonçalo RIBEIRO	POR LOUSAESTRADAS	BEON	1:53.436	11 13	+3.648 +0.100 124.8
14	55	Unai CALATAYUD PASCUAL	ESP QRG MOTOR RACING	BEON	1:53.929	2 2	+4.141 +0.493 124.3
Promo3							
1	27	Marcos LUDEÑA NAVARRO	ESP CUNA DE CAMPEONES	MIR RACING	1:55.648	4 4	122.4
2	18	Cesar PARRILLA VEGA	ESP CUNA DE CAMPEONES	MIR RACING	1:56.518	5 7	+0.870 +0.870 121.5
3	74	Carter BROWN	GBR CUNA DE CAMPEONES	MIR RACING	1:56.839	6 14	+1.191 +0.321 121.2
4	83	Theo GOURDON RAFAEL	ESP CUNA DE CAMPEONES	MIR RACING	1:56.851	15 15	+1.203 +0.012 121.2
5	37	Montague James AMER	GBR AUSTIN RACING &VHC LIQUI MOLY	BEON	1:56.945	9 12	+1.297 +0.094 121.1
6	49	Xavier MARTINEZ SOSA	ESP CUNA DE CAMPEONES	MIR RACING	1:57.065	11 14	+1.417 +0.120 120.9
7	24	Jayant CHOTE	NED CUNA DES CAMPEONES	MIR RACING	1:57.384	13 13	+1.736 +0.319 120.6
8	82	Alex GOURDON RAFAEL	ESP CUNA DE CAMPEONES	MIR RACING	1:58.008	10 14	+2.360 +0.624 120.0
9	25	Kyle PAYNE	GBR CUNA DE CAMPEONES	MIR RACING	1:59.011	14 14	+3.363 +1.003 119.0
10	87	Saffron Joan WHATLEY	GBR CUNA DE CAMPEONES	MIR RACING	2:00.655	13 13	+5.007 +1.644 117.3

Hora de publicación:

Estado de pista: **SECO**

Director de Carrera:	Jefe de Cronometraje:





PREMOTO 3 - PROMO 3

CAMPEONATO DE ESPAÑA DE SUPERBIKE

Entrenamiento Cronometrado

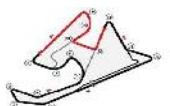
Clasificación por Grupo

Nº Piloto	Nac	Equipo	Moto	Tiempo	Vlt. Total	Dif.	Km/h
Cuna de Campeones							
1	27	Marcos LUDENA NAVARRO	ESP	CUNA DE CAMPEONES	MIR RACING	1:55.648	4 4 122.4
2	18	Cesar PARRILLA VEGA	ESP	CUNA DE CAMPEONES	MIR RACING	1:56.518	5 7 +0.870 +0.870 121.5
3	74	Carter BROWN	GBR	CUNA DE CAMPEONES	MIR RACING	1:56.839	6 14 +1.191 +0.321 121.2
4	83	Theo GOURDON RAFAEL	ESP	CUNA DE CAMPEONES	MIR RACING	1:56.851	15 15 +1.203 +0.012 121.2
5	49	Xavier MARTINEZ SOSA	ESP	CUNA DE CAMPEONES	MIR RACING	1:57.065	11 14 +1.417 +0.214 120.9
6	24	Jayant CHOTE	NED	CUNA DES CAMPEONES	MIR RACING	1:57.384	13 13 +1.736 +0.319 120.6
7	82	Alex GOURDON RAFAEL	ESP	CUNA DE CAMPEONES	MIR RACING	1:58.008	10 14 +2.360 +0.624 120.0
8	25	Kyle PAYNE	GBR	CUNA DE CAMPEONES	MIR RACING	1:59.011	14 14 +3.363 +1.003 119.0
9	87	Saffron Joan WHATLEY	GBR	CUNA DE CAMPEONES	MIR RACING	2:00.655	13 13 +5.007 +1.644 117.3

Hora de publicación:

Estado de pista: **SECO**

Director de Carrera:	Jefe de Cronometraje:

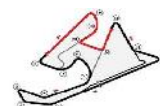




PREMOTO 3 - PROMO 3 CAMPEONATO DE ESPAÑA DE SUPERBIKE Entrenamiento Cronometrado

Mejores tiempos de sector

Sector 1			Sector 2		Sector 3		Pos	Nº Piloto	Tiempo	Pos	Nº Piloto	Tiempo	Vuelta Ideal	Mejor Vuelta	
Pos	Nº Piloto	Tiempo	Nº Piloto	Tiempo	Nº Piloto	Tiempo									
1	39 X.ZURUTUZA TORRES	29.657	32 D.REAL PEREZ	39.958	32 D.REAL PEREZ	39.984	1	32 D.REAL PEREZ	1:49.675	1:49.788	(1)				
2	32 D.REAL PEREZ	29.733	4 C.TORRECILLAS URBAN	40.330	78 J.ESTEBAN RUIZ	40.029	2	39 X.ZURUTUZA TORRES	1:50.146	1:50.206	(2)				
3	8 M.GARCIA MIGUEL	29.766	39 X.ZURUTUZA TORRES	40.333	39 X.ZURUTUZA TORRES	40.156	3	78 J.ESTEBAN RUIZ	1:50.295	1:50.863	(4)				
4	78 J.ESTEBAN RUIZ	29.875	8 M.GARCIA MIGUEL	40.354	8 M.GARCIA MIGUEL	40.260	4	8 M.GARCIA MIGUEL	1:50.380	1:50.672	(3)				
5	43 H.MARIN NARVAEZ	29.985	78 J.ESTEBAN RUIZ	40.391	43 H.MARIN NARVAEZ	40.324	5	43 H.MARIN NARVAEZ	1:50.896	1:51.443	(6)				
6	4 C.TORRECILLAS URBAN	30.278	43 H.MARIN NARVAEZ	40.587	4 C.TORRECILLAS URBAN	40.358	6	4 C.TORRECILLAS URBAN	1:50.966	1:51.017	(5)				
7	16 A.FUERTES JUAN	30.300	71 I.BOLAÑO HERNANDEZ	40.901	71 I.BOLAÑO HERNANDEZ	40.790	7	85 J.ARMARIO ROMERO	1:52.255	1:52.626	(8)				
8	85 J.ARMARIO ROMERO	30.304	85 J.ARMARIO ROMERO	40.934	41 Y.CERPA CUELLAR	40.801	8	71 I.BOLAÑO HERNANDEZ	1:52.277	1:52.859	(9)				
9	42 C.FRANCIS	30.525	22 L.KLEMETTI	41.196	73 N.RIBEIRO	40.871	9	16 A.FUERTES JUAN	1:52.563	1:52.569	(7)				
10	71 I.BOLAÑO HERNANDEZ	30.586	42 C.FRANCIS	41.241	16 A.FUERTES JUAN	40.960	10	42 C.FRANCIS	1:52.766	1:52.894	(10)				
11	41 Y.CERPA CUELLAR	30.612	73 N.RIBEIRO	41.274	42 C.FRANCIS	41.000	11	41 Y.CERPA CUELLAR	1:52.808	1:53.222	(11)				
12	55 U.CALATAYUD PASCUAL	30.851	16 A.FUERTES JUAN	41.303	85 J.ARMARIO ROMERO	41.017	12	73 N.RIBEIRO	1:53.176	1:53.436	(13)				
13	22 L.KLEMETTI	30.935	41 Y.CERPA CUELLAR	41.395	22 L.KLEMETTI	41.074	13	22 L.KLEMETTI	1:53.205	1:53.336	(12)				
14	73 N.RIBEIRO	31.031	55 U.CALATAYUD PASCUAL	41.708	55 U.CALATAYUD PASCUAL	41.352	14	55 U.CALATAYUD PASCUAL	1:53.911	1:53.929	(14)				
15	27 M.LUDEÑA NAVARRO	31.497	18 C.PARRILLA VEGA	42.051	27 M.LUDEÑA NAVARRO	42.007	15	27 M.LUDEÑA NAVARRO	1:55.648	1:55.648	(15)				
16	18 C.PARRILLA VEGA	31.662	74 C.BROWN	42.130	49 X.MARTINEZ SOSA	42.245	16	18 C.PARRILLA VEGA	1:56.057	1:56.518	(16)				
17	37 M.AMER	31.749	27 M.LUDEÑA NAVARRO	42.144	18 C.PARRILLA VEGA	42.344	17	74 C.BROWN	1:56.432	1:56.839	(17)				
18	24 J.CHOTE	31.873	83 T.GOURDON RAFAEL	42.448	37 M.AMER	42.386	18	37 M.AMER	1:56.687	1:56.945	(19)				
19	49 X.MARTINEZ SOSA	31.898	37 M.AMER	42.552	74 C.BROWN	42.398	19	83 T.GOURDON RAFAEL	1:56.851	1:56.851	(18)				
20	74 C.BROWN	31.904	82 A.GOURDON RAFAEL	42.587	83 T.GOURDON RAFAEL	42.427	20	49 X.MARTINEZ SOSA	1:56.982	1:57.065	(20)				
21	83 T.GOURDON RAFAEL	31.976	49 X.MARTINEZ SOSA	42.839	24 J.CHOTE	42.531	21	24 J.CHOTE	1:57.384	1:57.384	(21)				
22	82 A.GOURDON RAFAEL	32.156	24 J.CHOTE	42.980	82 A.GOURDON RAFAEL	43.061	22	82 A.GOURDON RAFAEL	1:57.804	1:58.008	(22)				
23	25 K.PAYNE	32.446	25 K.PAYNE	43.136	25 K.PAYNE	43.429	23	25 K.PAYNE	1:59.011	1:59.011	(23)				
24	87 S.WHATLEY	32.778	87 S.WHATLEY	43.383	87 S.WHATLEY	43.996	24	87 S.WHATLEY	2:00.157	2:00.655	(24)				





CIRCUITO DE NAVARRA 3.933 m.

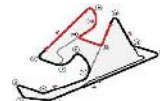
PREMOTO 3 - PROMO 3

CAMPEONATO DE ESPAÑA DE SUPERBIKE

Después de Entrenamiento Cronometrado

Velocidad máxima del evento

Nº Piloto	Equipo	Moto	Clase	V.Max	Vit.	Sesión
39 Xabi ZURUTUZA TORRES	CUNA DE CAMPEONES	MIR RACING	PreMoto3	206.5	3	Entrenamiento Cronome
73 Nuno Gonçalo RIBEIRO	LOUSAESTRADAS	BEON	PreMoto3	204.9	3	Entrenamiento Cronome
78 Joel ESTEBAN RUIZ	IGAXTEAM	BEON	PreMoto3	204.5	9	Entrenamiento Cronome
8 Marco GARCIA MIGUEL	CUNA DE CAMPEONES	MIR RACING	PreMoto3	204.5	12	Entrenamiento Cronome
85 Jose Luis ARMARIO ROMERO	GM FUEL - VRC TEAM	BEON	PreMoto3	203.8	13	Entrenamiento Cronome
41 Yvonne CERPA CUELLAR	IGAXTEAM	BEON	PreMoto3	203.4	13	Entrenamiento Cronome
43 Hugo MARIN NARVAEZ	CUNA CAMPEONES	MIR RACING	PreMoto3	203.4	13	Entrenamiento Cronome
16 Alvaro FUERTES JUAN	FUERTES TEAM	BEON	PreMoto3	202.2	4	Entrenamiento Cronome
32 David REAL PEREZ	CUNA DE CAMPEONES	MIR RACING	PreMoto3	202.2	6	Entrenamiento Cronome
4 Carlos TORRECILLAS URBAN	CUNA DE CAMPEONES	MIR RACING	PreMoto3	201.9	11	Entrenamiento Cronome
42 Cros Alexander FRANCIS	CUNA DE CAMPEONES	MIR RACING	PreMoto3	197.4	10	Entrenamiento Cronome
71 Ivan BOLANO HERNANDEZ	MIGUEL OLIVEIRA-FUN CLUB	BEON	PreMoto3	195.3	9	Entrenamiento Cronome
55 Unai CALATAYUD PASCUAL	QRG MOTOR RACING	BEON	PreMoto3	194.2	3	Entrenamiento Cronome
22 Lenni KLEMETTI	RAM RACING YAMAHA	BEON	PreMoto3	193.9	4	Entrenamiento Cronome
37 Montague James AMER	AUSTIN RACING &VHC LIQUI MOLY	BEON	Promo3	190.5	5	Entrenamiento Cronome
49 Xavier MARTINEZ SOSA	CUNA DE CAMPEONES	MIR RACING	Promo3	187.5	4	Entrenamiento Cronome
27 Marcos LUDEÑA NAVARRO	CUNA DE CAMPEONES	MIR RACING	Promo3	186.9	4	Entrenamiento Cronome
83 Theo GOURDON RAFAEL	CUNA DE CAMPEONES	MIR RACING	Promo3	186.5	2	Entrenamiento Cronome
18 Cesar PARRILLA VEGA	CUNA DE CAMPEONES	MIR RACING	Promo3	185.6	4	Entrenamiento Cronome
74 Carter BROWN	CUNA DE CAMPEONES	MIR RACING	Promo3	184.9	4	Entrenamiento Cronome
24 Jayant CHOTE	CUNA DES CAMPEONES	MIR RACING	Promo3	184.0	12	Entrenamiento Cronome
25 Kyle PAYNE	CUNA DE CAMPEONES	MIR RACING	Promo3	184.0	13	Entrenamiento Cronome
87 Saffron Joan WHATLEY	CUNA DE CAMPEONES	MIR RACING	Promo3	182.7	13	Entrenamiento Cronome
82 Alex GOURDON RAFAEL	CUNA DE CAMPEONES	MIR RACING	Promo3	180.0	2	Entrenamiento Cronome





PREMOTO 3 - PROMO 3

CAMPEONATO DE ESPAÑA DE SUPERBIKE

Entrenamiento Cronometrado

Secuencia de vueltas rápidas

T. Sesión	Nº Piloto	Equipo	Moto	Clase	Tiempo	Km/h	Vlt.
4:04.245	43 Hugo MARIN NARVAEZ	CUNA CAMPEONES	MIR RACING	PreMoto3	1:53.675	124.6	2
5:15.798	4 Carlos TORRECILLAS URBAN	CUNA DE CAMPEONES	MIR RACING	PreMoto3	1:52.828	125.5	2
5:23.403	78 Joel ESTEBAN RUIZ	IGAXTEAM	BEON	PreMoto3	1:51.812	126.6	2
6:32.381	39 Xabi ZURUTUZA TORRES	CUNA DE CAMPEONES	MIR RACING	PreMoto3	1:51.453	127.0	3
7:08.150	32 David REAL PEREZ	CUNA DE CAMPEONES	MIR RACING	PreMoto3	1:50.833	127.7	3
10:49.257	32 David REAL PEREZ	CUNA DE CAMPEONES	MIR RACING	PreMoto3	1:50.239	128.4	5
20:02.075	32 David REAL PEREZ	CUNA DE CAMPEONES	MIR RACING	PreMoto3	1:49.795	129.0	10
23:43.385	32 David REAL PEREZ	CUNA DE CAMPEONES	MIR RACING	PreMoto3	1:49.788	129.0	12





PREMOTO 3 - PROMO 3

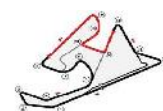
CAMPEONATO DE ESPAÑA DE SUPERBIKE

Entrenamiento Cronometrado

Vuelta a vuelta

Mejor Personal Mejor de la sesión Cruzando por el pit lane

Vlt.	Tiempo	Sector 1	Sector 2	Sector 3	Km/h	T. Sesión	Vlt.	Tiempo	Sector 1	Sector 2	Sector 3	Km/h	T. Sesión
4	Carlos TORRECILLAS URBAN ESP CUNA DE CAMPEONES MIR RACING						22	Lenni KLEMETTI FIN RAM RACING YAMAHA BEON					
1	3:22.970	1:57.631	43.869	41.470	69.8	3:22.970	1	2:38.100	1:10.487	45.166	42.447	89.6	2:38.100
2	1:52.828	30.599	41.318	40.911	125.5	5:15.798	2	1:55.911	31.795	42.407	41.709	122.2	4:34.011
3	1:52.223	30.492	41.180	40.551	126.2	7:08.021	3	1:54.991	31.365	42.133	41.493	123.1	6:29.002
4	1:51.609	30.412	40.648	40.549	126.9	8:59.630	4	1:54.329	31.278	41.778	41.273	123.8	8:23.331
5	1:52.015	30.278	41.069	40.668	126.4	10:51.645	5	5:43.180 B	32.269	42.047	4:28.864	41.3	14:06.511
6	1:51.385	30.517	40.488	40.380	127.1	12:43.030	6	2:01.936	38.011	42.364	41.561	116.1	16:08.447
7	7:22.668 B	31.220	42.083	6:09.365	32.0	20:05.698	7	1:53.945	31.185	41.565	41.195	124.3	18:02.392
8	1:56.858	35.080	41.036	40.742	121.2	22:02.556	8	1:53.773	31.061	41.501	41.211	124.4	19:56.165
9	1:51.295	30.390	40.449	40.456	127.2	23:53.851	9	1:57.361	32.050	43.419	41.892	120.6	21:53.526
10	1:51.017	30.329	40.330	40.358	127.5	25:44.868	10	1:54.299	31.608	41.545	41.146	123.9	23:47.825
8	Marco GARCIA MIGUEL ESP CUNA DE CAMPEONES MIR RACING						24	Jayant CHOTE NED CUNA DES CAMPEONES MIR RACING					
1	2:45.441	1:17.465	45.047	42.929	85.6	2:45.441	1	4:42.835	3:12.532	45.812	44.491	50.1	4:42.835
2	1:54.396	31.072	42.079	41.245	123.8	4:39.837	2	2:00.698	33.016	44.401	43.281	117.3	6:43.533
3	1:52.775	31.488	40.913	40.374	125.5	6:32.612	3	2:00.129	33.028	43.934	43.167	117.9	8:43.662
4	1:51.470	30.262	40.720	40.488	127.0	8:24.082	4	1:58.942	32.662	43.538	42.742	119.0	10:42.604
5	1:51.751	30.661	40.685	40.405	126.7	10:15.833	5	1:59.316	32.366	43.566	43.384	118.7	12:41.920
6	1:51.640	30.257	40.805	40.578	126.8	12:07.473	6	1:58.834	32.574	43.676	42.584	119.1	14:40.754
7	1:51.966	30.545	40.810	40.611	126.5	13:59.439	7	1:59.343	32.345	44.127	42.871	118.6	16:40.097
8	1:51.935	30.467	41.039	40.429	126.5	15:51.374	8	1:59.272	32.509	43.794	42.969	118.7	18:39.369
9	1:55.475	30.996	42.628	41.851	122.6	17:46.849	9	3:54.330 B	35.592	46.128	2:32.610	60.4	22:33.699
10	5:03.114 B	30.534	40.856	3:51.724	46.7	22:49.963	10	2:05.981	39.229	43.769	42.983	112.4	24:39.680
11	1:57.876	35.132	41.213	41.531	120.1	24:47.839	11	1:58.851	32.598	43.470	42.783	119.1	26:38.531
12	1:51.139	29.998	40.486	40.655	127.4	26:38.978	12	1:57.975	32.294	43.110	42.571	120.0	28:36.506
13	1:50.672	29.766	40.646	40.260	127.9	28:29.650	13	1:57.384	31.873	42.980	42.531	120.6	30:33.890
14	1:51.069	29.952	40.354	40.763	127.5	30:20.719							
16	Alvaro FUERTES JUAN ESP FUERTES TEAM BEON						25	Kyle PAYNE GBR CUNA DE CAMPEONES MIR RACING					
1	2:23.439	54.330	45.293	43.816	98.7	2:23.439	1	3:43.362	2:04.859	50.355	48.148	63.4	3:43.362
2	1:55.279	31.177	42.245	41.857	122.8	4:18.718	2	2:11.013	35.414	48.529	47.070	108.1	5:54.375
3	1:57.067	31.277	42.303	43.487	120.9	6:15.785	3	2:07.561	35.113	46.122	46.326	111.0	8:01.936
4	1:53.898	30.627	41.945	41.326	124.3	8:09.683	4	2:05.517	34.496	45.982	45.039	112.8	10:07.453
5	1:53.078	30.610	41.381	41.087	125.2	10:02.761	5	2:05.475	34.449	45.935	45.091	112.8	12:12.928
6	4:51.650 B	30.748	41.766	3:39.136	48.5	14:54.411	6	2:03.080	33.832	44.850	44.398	115.0	14:16.008
7	2:02.317	37.111	43.028	42.178	115.8	16:56.728	7	2:03.187	33.787	44.926	44.474	114.9	16:19.195
8	1:54.181	30.915	42.001	41.265	124.0	18:50.909	8	2:01.512	33.342	44.473	43.697	116.5	18:20.707
9	1:53.971	30.802	41.808	41.361	124.2	20:44.880	9	2:00.918	33.061	44.308	43.549	117.1	20:21.625
10	1:53.379	30.718	41.627	41.034	124.9	22:38.259	10	2:00.704	32.875	43.994	43.835	117.3	22:22.329
11	1:52.839	30.472	41.303	41.064	125.5	24:31.098	11	2:00.594	32.737	44.216	43.641	117.4	24:22.923
12	1:52.569	30.300	41.309	40.960	125.8	26:23.667	12	2:01.154	32.847	43.869	44.438	116.9	26:24.077
13	1:53.885	30.998	41.590	41.297	124.3	28:17.552	13	2:00.310	32.644	43.917	43.749	117.7	28:24.387
14	1:53.134	30.589	41.383	41.162	125.2	30:10.686	14	1:59.011	32.446	43.136	43.429	119.0	30:23.398
18	Cesar PARRILLA VEGA ESP CUNA DE CAMPEONES MIR RACING						27	Marcos LUDEÑA NAVARRO ESP CUNA DE CAMPEONES MIR RACING					
1	2:59.191	1:30.015	45.436	43.740	79.0	2:59.191	1	3:22.494	1:49.168	47.862	45.464	69.9	3:22.494
2	1:57.668	32.215	42.981	42.472	120.3	4:56.859	2	2:00.409	33.471	43.566	43.372	117.6	5:22.903
3	1:56.642	31.662	42.636	42.344	121.4	6:53.501	3	1:56.315	31.743	42.277	42.295	121.7	7:19.218
4	1:58.087	32.639	42.797	42.651	119.9	8:51.588	4	1:55.648	31.497	42.144	42.007	122.4	9:14.866
5	1:56.518	31.815	42.247	42.456	121.5	10:48.106							
6	3:13.042 B	32.153	42.051	1:58.838	73.3	14:01.148							
7	2:27.153	50.639	51.173	45.341	96.2	16:28.301							



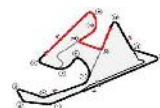


PREMOTO 3 - PROMO 3 CAMPEONATO DE ESPAÑA DE SUPERBIKE Entrenamiento Cronometrado

Vuelta a vuelta

Mejor Personal Mejor de la sesión Cruzando por el pit lane

Vlt.	Tiempo	Sector 1	Sector 2	Sector 3	Km/h	T. Sesión	Vlt.	Tiempo	Sector 1	Sector 2	Sector 3	Km/h	T. Sesión	
12	1:58.262	33.088	42.929	42.245	119.7	26:28.372	78	Joel ESTEBAN RUIZ					ESP	
13	2:39.467	B	32.023	44.623	1:22.821	88.8	29:07.839		IGAXTEAM					BEON
14	2:09.149	41.748	44.287	43.114	109.6	31:16.988	1	3:31.591	2:06.946	42.937	41.708	66.9	3:31.591	
55	Unai CALATAYUD PASCUAL					ESP	2	1:51.812	30.443	40.904	40.465	126.6	5:23.403	
	QRG MOTOR RACING					BEON	3	1:51.092	30.193	40.688	40.211	127.5	7:14.495	
1	2:19.538	53.749	43.719	42.070	101.5	2:19.538	4	1:51.033	29.999	40.650	40.384	127.5	9:05.528	
2	1:53.929	30.869	41.708	41.352	124.3	4:13.467	5	1:51.067	29.878	40.728	40.461	127.5	10:56.595	
71	Ivan BOLAÑO HERNANDEZ					ESP	6	1:50.863	29.933	40.666	40.264	127.7	12:47.458	
	MIGUEL OLIVEIRA-FUN CLUB					BEON	7	1:50.691	30.086	40.391	40.214	127.9	14:38.149	
1	2:44.700	1:16.613	45.191	42.896	86.0	2:44.700	8	1:50.992	30.159	40.588	40.245	127.6	16:29.141	
2	1:55.861	31.673	42.536	41.652	122.2	4:40.561	9	6:25.867	B	30.148	41.117	5:14.602	36.7	22:55.008
3	1:53.595	31.308	41.351	40.936	124.6	6:34.156	10	1:56.511	34.989	41.070	40.452	121.5	24:51.519	
4	1:53.390	30.982	40.992	41.416	124.9	8:27.546	11	1:51.350	30.380	40.624	40.346	127.2	26:42.869	
5	1:53.540	30.955	41.229	41.356	124.7	10:21.086	12	1:50.657	29.992	40.528	40.137	128.0	28:33.526	
6	1:54.008	31.115	41.497	41.396	124.2	12:15.094	13	1:50.593	29.875	40.689	40.029	128.0	30:24.119	
7	6:44.594	B	31.804	42.885	5:29.905	35.0	18:59.688	82	Alex GOURDON RAFAEL					ESP
8	2:00.541	36.581	42.286	41.674	117.5	21:00.229		CUNA DE CAMPEONES					MIR RACING	
9	1:53.142	30.758	40.901	41.483	125.1	22:53.371	1	3:34.442	2:03.916	46.005	44.521	66.0	3:34.442	
10	1:53.165	30.721	41.153	41.291	125.1	24:46.536	2	2:00.286	32.775	43.931	43.580	117.7	5:34.728	
11	1:52.945	30.586	41.354	41.005	125.4	26:39.481	3	1:59.413	32.256	43.802	43.355	118.6	7:34.141	
12	1:52.868	30.865	41.079	40.924	125.4	28:32.349	4	1:59.504	32.469	43.405	43.630	118.5	9:33.645	
13	1:52.859	30.595	41.474	40.790	125.5	30:25.208	5	1:59.289	32.488	43.490	43.311	118.7	11:32.934	
73	Nuno Gonçalo RIBEIRO					POR	6	2:43.008	B	32.474	43.705	1:26.829	86.9	14:15.942
	LOUSAESTRADAS					BEON	7	2:11.459	38.560	48.771	44.128	107.7	16:27.401	
1	2:24.262	59.515	42.754	41.993	98.1	2:24.262	8	1:58.653	32.339	43.253	43.061	119.3	18:26.054	
2	1:55.158	31.627	42.150	41.381	123.0	4:19.420	9	1:58.265	32.159	42.959	43.147	119.7	20:24.319	
3	1:54.654	31.045	42.137	41.472	123.5	6:14.074	10	1:58.008	32.162	42.731	43.115	120.0	22:22.327	
4	1:54.289	31.104	41.993	41.192	123.9	8:08.363	11	2:01.642	32.847	43.519	45.276	116.4	24:23.969	
5	1:53.857	31.031	41.416	41.410	124.4	10:02.220	12	1:59.183	32.426	43.359	43.398	118.8	26:23.152	
6	1:57.051	31.134	43.918	41.999	121.0	11:59.271	13	1:57.974	32.156	42.587	43.231	120.0	28:21.126	
7	7:50.811	B	31.733	42.353	6:36.725	30.1	19:50.082	14	1:58.632	32.544	43.023	43.065	119.4	30:19.758
8	2:04.540	38.822	43.331	42.387	113.7	21:54.622	83	Theo GOURDON RAFAEL					ESP	
9	1:54.699	31.448	41.761	41.490	123.4	23:49.321		CUNA DE CAMPEONES					MIR RACING	
10	1:54.795	31.340	42.219	41.236	123.3	25:44.116	1	2:59.819	1:30.579	45.169	44.071	78.7	2:59.819	
11	1:53.436	31.071	41.437	40.928	124.8	27:37.552	2	2:02.069	32.428	45.971	43.670	116.0	5:01.888	
12	1:53.520	31.258	41.274	40.988	124.7	29:31.072	3	2:00.894	32.064	43.285	45.545	117.1	7:02.782	
13	1:53.488	31.329	41.288	40.871	124.8	31:24.560	4	1:59.511	32.513	43.140	43.858	118.5	9:02.293	
74	Carter BROWN					GBR	5	1:58.113	32.388	42.752	42.973	119.9	11:00.406	
	CUNA DE CAMPEONES					MIR RACING	6	1:58.572	32.419	42.684	43.469	119.4	12:58.978	
1	2:55.291	1:24.263	46.996	44.032	80.8	2:55.291	7	1:58.127	32.106	43.158	42.863	119.9	14:57.105	
2	1:59.974	33.565	43.119	43.290	118.0	4:55.265	8	1:59.703	32.649	43.312	43.742	118.3	16:56.808	
3	1:58.319	32.566	42.846	42.907	119.7	6:53.584	9	1:58.483	32.398	43.196	42.889	119.5	18:55.291	
4	1:58.325	32.901	42.690	42.734	119.7	8:51.909	10	1:57.982	32.336	42.817	42.829	120.0	20:53.273	
5	1:56.746	31.910	42.438	42.398	121.3	10:48.655	11	1:57.541	32.244	42.663	42.634	120.5	22:50.814	
6	1:56.839	32.278	42.133	42.428	121.2	12:45.494	12	1:59.276	32.183	43.666	43.427	118.7	24:50.090	
7	3:44.310	B	32.292	43.169	2:28.849	63.1	16:29.804	13	1:57.768	32.187	42.771	42.810	120.2	26:47.858
8	2:05.510	37.971	44.440	43.099	112.8	18:35.314	14	1:57.771	32.171	42.730	42.870	120.2	28:45.629	
9	2:01.322	32.566	43.688	45.068	116.7	20:36.636	15	1:56.851	31.976	42.448	42.427	121.2	30:42.480	
10	1:57.120	32.141	42.427	42.552	120.9	22:33.756	85	Jose Luis ARMARIO ROMERO					ESP	
11	1:57.156	31.998	42.698	42.460	120.9	24:30.912		GM FUEL - VRC TEAM					BEON	
12	1:57.376	31.904	42.225	43.247	120.6	26:28.288	1	2:14.887	49.294	43.438	42.155	105.0	2:14.887	
13	1:58.479	32.568	42.651	43.260	119.5	28:26.767	2	1:56.314	32.430	42.258	41.626	121.7	4:11.201	
14	1:57.065	31.967	42.130	42.968	120.9	30:23.832	3	1:53.445	30.571	41.546	41.328	124.8	6:04.646	





PREMOTO 3 - PROMO 3

CAMPEONATO DE ESPAÑA DE SUPERBIKE

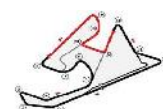
Entrenamiento Cronometrado

Vuelta a vuelta

■ Mejor Personal ■ Mejor de la sesión B Cruzando por el pit lane

Vlt.	Tiempo	Sector 1	Sector 2	Sector 3	Km/h	T. Sesión	Vlt.	Tiempo	Sector 1	Sector 2	Sector 3	Km/h	T. Sesión
4	1:52.786	30.304	41.319	41.163	125.5	7:57.432							
5	1:52.626	30.419	41.190	41.017	125.7	9:50.058							
6	5:18.807 B	30.522	41.795	4:06.490	44.4	15:08.865							
7	2:03.864	37.306	43.577	42.981	114.3	17:12.729							
8	1:53.841	30.712	41.666	41.463	124.4	19:06.570							
9	1:53.740	30.555	41.699	41.486	124.5	21:00.310							
10	3:28.601 B	30.311	40.934	2:17.356	67.9	24:28.911							
11	2:03.518	38.495	43.059	41.964	114.6	26:32.429							
12	1:54.835	30.776	42.282	41.777	123.3	28:27.264							
13	1:53.407	30.540	41.596	41.271	124.8	30:20.671							

87	Saffron Joan WHATLEY			GBR		
CUNA DE CAMPEONES		MIR RACING				
1	2:41.977	1:07.423	48.632	45.922	87.4	2:41.977
2	2:05.671	34.804	45.480	45.387	112.7	4:47.648
3	2:04.833	34.365	45.512	44.956	113.4	6:52.481
4	2:02.928	33.840	44.616	44.472	115.2	8:55.409
5	4:36.890 B	33.939	44.960	3:17.991	51.1	13:32.299
6	2:14.774	44.231	45.422	45.121	105.1	15:47.073
7	2:02.954	33.696	44.601	44.657	115.2	17:50.027
8	2:01.808	33.491	43.922	44.395	116.2	19:51.835
9	2:01.212	33.245	43.971	43.996	116.8	21:53.047
10	3:29.663 B	33.663	44.652	2:11.348	67.5	25:22.710
11	2:13.434	42.898	45.457	45.079	106.1	27:36.144
12	2:00.908	33.460	43.383	44.065	117.1	29:37.052
13	2:00.655	32.778	43.878	43.999	117.3	31:37.707






CAMPEONATO DE ESPAÑA DE SUPERBIKE

PREMOTO 3 - PROMO 3


Entrenamiento Cronometrado

Informe meteorológico

Temperatura del Aire



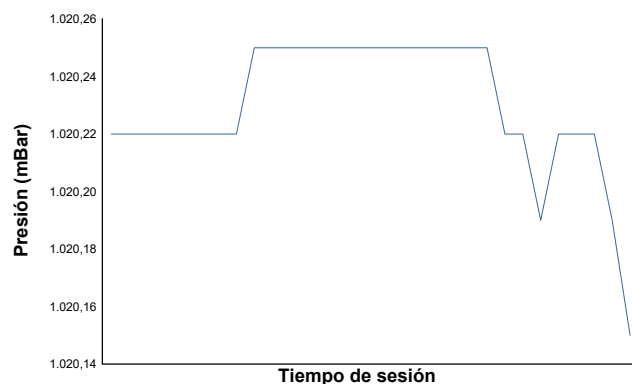
Temperatura de la Pista



Humedad



Presión




Velocidad del viento



Dirección del viento

Norte=0°/360° Este=90° Sur=180° Oeste=270°



Estado de pista: **SECO**

