

CIRCUITO DE NAVARRA 3.933 m.

# MOTO4

## CAMPEONATO DE ESPAÑA DE SUPERBIKE

### Warm UP

### Clasificación

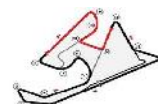
Nº	Piloto	Nac	Equipo	Moto	Neum Cl.	Tiempo	Vlt.	Total	Dif.	Km/h
1	28 Maximo MARTINEZ QUILES	ESP	GASS RACING TEAM	BEON	BRIDGES Moto4	1:58.738	4	5	-	119.2
2	19 Pol SOLA FLORENSA	ESP	SCHOOL TEAM MONLAU REPSOL	BEON	BRIDGES Moto4	1:58.789	5	5	+0.051	119.2
3	45 Alex LONGARELA MONTES	ESP	IGAXTEAM	BEON	BRIDGES Moto4	2:00.038	5	5	+1.300	118.0
4	43 Amanuel David BRINTON	GBR	IGAXTEAM	BEON	BRIDGES Moto4	2:00.049	5	5	+1.311	117.9
5	69 Fernando BUJOSA GARCIA	ESP	MALLORCA NEW LIMITS	MIR RACING	BRIDGES Moto4	2:00.074	5	5	+1.336	117.9
6	11 Jesus TORRES CABRERA	ESP	HMA RACING	BEON	BRIDGES Moto4	2:00.081	5	5	+1.343	117.9
7	14 Ivan UCEDA LOPEZ	ESP	HAWKERS KARBUM JUNIOR TEAM	BEON	BRIDGES Moto4	2:00.092	4	5	+1.354	117.9
8	34 Eitan Gabriel GRAS CORDON	URU	AUSTING RACING & VHC LIQUI MOLY	BEON	BRIDGES Moto4	2:00.427	5	5	+1.689	117.6
9	51 Brian URIARTE DIEGO	ESP	SCHOOL TEAM MONLAU REPSOL	BEON	BRIDGES Moto4	2:00.750	5	5	+2.012	117.3
10	22 Ben Richard AUSTIN	GBR	AUSTING RACING & VHC LIQUI MOLY	CORSE	BRIDGES Moto4	2:01.585	5	5	+2.847	116.5
11	4 David GARCIA ALMANSA	ESP	MRE TALENT	CORSE	BRIDGES Moto4	2:01.683	2	4	+2.945	116.4
12	26 Jose Manuel OSUNA SAEZ	ESP	JEREZ ANDALUCIA MOTOR TALENT	BEON	BRIDGES Moto4	2:01.738	3	3	+3.000	116.3
13	47 Antonio TORRES DOMINGUEZ	ESP	JEREZ ANDALUCIA MOTOR TALENT	BEON	BRIDGES Moto4	2:01.752	3	5	+3.014	116.3
14	27 Rico SALMELA	FIN	HMA RACING	BEON	BRIDGES Moto4	2:02.171	3	5	+3.433	115.9
15	12 Adriano DONOSO RODRIGO	ESP	BLUMAQHMALLINSUALRACING	BEON	BRIDGES Moto4	2:02.311	3	3	+3.573	115.8
16	10 Afonso DUARTE DE ALMEIDA	POR	MIGUEL OLIVEIRA-FUN CLUB	BEON	BRIDGES Moto4	2:02.753	5	5	+4.015	115.3
17	25 Gonzalo PEREZ ALVAREZ	ESP	SCHOOL TEAM MONLAU REPSOL	BEON	BRIDGES Moto4	2:02.774	3	3	+4.036	115.3
18	17 Pedro ALOMAR BOVER	ESP	MRE TALENT	CORSE	BRIDGES Moto4	2:03.088	4	4	+4.350	115.0
19	38 Eduardo GUTIERREZ COBO	ESP	APEX CARDOSO RACING	BEON	BRIDGES Moto4	2:03.247	3	5	+4.509	114.9
20	20 Pau ALSINA SANCHEZ	ESP	MOTO SPORT TEAM	BEON	BRIDGES Moto4	2:03.403	4	5	+4.665	114.7
21	15 Jules ANDRIEU	FRA	JFJ RACING TEAM	CORSE	BRIDGES Moto4					
22	65 Izan CURIA ALIAGA	ESP	IGAXTEAM	BEON	BRIDGES Moto4					

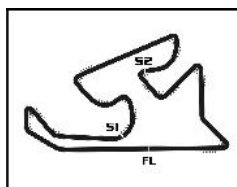
Vuelta rápida: Vlt. 4 Maximo MARTINEZ QUILES 1:58.738 119.2 Km/h

Hora de publicación: .....

Estado de pista: **SECO**

Director de Carrera:	Jefe de Cronometraje:
----------------------	-----------------------





CIRCUITO DE NAVARRA 3.933 m

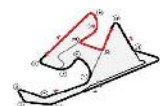
# MOTO4

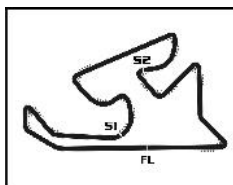
## CAMPEONATO DE ESPAÑA DE SUPERBIKE

### Warm UP

### Mejores tiempos de sector

Sector 1			Sector 2			Sector 3			Pos	Nº Piloto	Vuelta Ideal	Mejor Vuelta
Pos	Nº Piloto	Tiempo	Nº Piloto	Tiempo	Nº Piloto	Tiempo	Pos	Nº Piloto				
1	19 P.SOLA FLORENSA	32.545	28 M.MARTINEZ QUILES	42.674	28 M.MARTINEZ QUILES	43.219	1	28 M.MARTINEZ QUILES	1:58.677	1:58.738	(1)	
2	28 M.MARTINEZ QUILES	32.784	19 P.SOLA FLORENSA	42.826	19 P.SOLA FLORENSA	43.418	2	19 P.SOLA FLORENSA	1:58.789	1:58.789	(2)	
3	14 I.UCEDA LOPEZ	32.797	45 A.LONGARELA MONTES	43.153	11 J.TORRES CABRERA	43.547	3	45 A.LONGARELA MONTES	1:59.690	2:00.038	(3)	
4	45 A.LONGARELA MONTES	32.831	14 I.UCEDA LOPEZ	43.214	43 A.BRINTON	43.588	4	43 A.BRINTON	1:59.767	2:00.049	(4)	
5	69 F.BUJOSA GARCIA	32.866	11 J.TORRES CABRERA	43.218	34 E.GRAS CORDON	43.659	5	14 I.UCEDA LOPEZ	1:59.889	2:00.092	(7)	
6	43 A.BRINTON	32.894	69 F.BUJOSA GARCIA	43.264	45 A.LONGARELA MONTES	43.706	6	11 J.TORRES CABRERA	2:00.036	2:00.081	(6)	
7	22 B.AUSTIN	33.083	43 A.BRINTON	43.285	51 B.URIARTE DIEGO	43.801	7	69 F.BUJOSA GARCIA	2:00.054	2:00.074	(5)	
8	11 J.TORRES CABRERA	33.271	4 D.GARCIA ALMANSA	43.344	14 I.UCEDA LOPEZ	43.878	8	34 E.GRAS CORDON	2:00.357	2:00.427	(8)	
9	34 E.GRAS CORDON	33.348	34 E.GRAS CORDON	43.350	69 F.BUJOSA GARCIA	43.924	9	51 B.URIARTE DIEGO	2:00.750	2:00.750	(9)	
10	26 J.OSUNA SAEZ	33.370	51 B.URIARTE DIEGO	43.467	12 A.DONOSO RODRIGO	44.218	10	22 B.AUSTIN	2:01.091	2:01.585	(10)	
11	47 A.TORRES DOMINGUEZ	33.451	47 A.TORRES DOMINGUEZ	43.604	26 J.OSUNA SAEZ	44.225	11	26 J.OSUNA SAEZ	2:01.233	2:01.738	(12)	
12	51 B.URIARTE DIEGO	33.482	26 J.OSUNA SAEZ	43.638	22 B.AUSTIN	44.284	12	4 D.GARCIA ALMANSA	2:01.363	2:01.683	(11)	
13	4 D.GARCIA ALMANSA	33.528	22 B.AUSTIN	43.724	4 D.GARCIA ALMANSA	44.491	13	47 A.TORRES DOMINGUEZ	2:01.648	2:01.752	(13)	
14	27 R.SALMELA	33.590	27 R.SALMELA	44.006	27 R.SALMELA	44.530	14	27 R.SALMELA	2:02.126	2:02.171	(14)	
15	12 A.DONOSO RODRIGO	33.674	20 P.ALSINA SANCHEZ	44.106	10 A.DUARTE DE ALMEIDA	44.589	15	12 A.DONOSO RODRIGO	2:02.311	2:02.311	(15)	
16	10 A.DUARTE DE ALMEIDA	33.761	38 E.GUTIERREZ COBO	44.113	47 A.TORRES DOMINGUEZ	44.593	16	10 A.DUARTE DE ALMEIDA	2:02.753	2:02.753	(16)	
17	17 P.ALOMAR BOVER	33.782	25 G.PEREZ ALVAREZ	44.261	25 G.PEREZ ALVAREZ	44.627	17	25 G.PEREZ ALVAREZ	2:02.774	2:02.774	(17)	
18	25 G.PEREZ ALVAREZ	33.886	17 P.ALOMAR BOVER	44.314	20 P.ALSINA SANCHEZ	44.714	18	17 P.ALOMAR BOVER	2:03.036	2:03.088	(18)	
19	38 E.GUTIERREZ COBO	34.038	10 A.DUARTE DE ALMEIDA	44.403	17 P.ALOMAR BOVER	44.940	19	20 P.ALSINA SANCHEZ	2:03.164	2:03.403	(20)	
20	20 P.ALSINA SANCHEZ	34.344	12 A.DONOSO RODRIGO	44.419	38 E.GUTIERREZ COBO	45.062	20	38 E.GUTIERREZ COBO	2:03.213	2:03.247	(19)	





CIRCUITO DE NAVARRA 3.933 m.

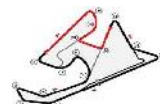
## MOTO4

### CAMPEONATO DE ESPAÑA DE SUPERBIKE

#### Después de Warm UP

Velocidad máxima del evento

Nº Piloto	Equipo	Moto	Clase	V.Max	Vit.	Sesión
19 Poi SOLA FLORENSA	SCHOOL TEAM MONLAU REPSOL	BEON	Moto4	176.5	3	Warm UP
26 Jose Manuel OSUNA SAEZ	JEREZ ANDALUCIA MOTOR TALENT		Moto4	175.3	12	Entrenamiento Cronome
43 Amanuel David BRINTON	IGAXTEAM	BEON	Moto4	174.8	13	Entrenamiento Cronome
25 Gonzalo PEREZ ALVAREZ	SCHOOL TEAM MONLAU REPSOL	BEON	Moto4	173.9	4	Warm UP
45 Alex LONGARELA MONTES	IGAXTEAM	BEON	Moto4	173.6	14	Entrenamiento Cronome
51 Brian URIARTE DIEGO	SCHOOL TEAM MONLAU REPSOL	BEON	Moto4	172.0	14	Entrenamiento Cronome
14 Ivan UCEDA LOPEZ	HAWKERS KARBUM JUNIOR TEAM	BEON	Moto4	171.4	3	Entrenamiento Cronome
34 Eitan Gabriel GRAS CORDON	AUSTING RACING & VHC LIQUI MOLY		Moto4	171.4	4	Warm UP
28 Maximo MARTINEZ QUILES	GASSS RACING TEAM	BEON	Moto4	170.9	3	Warm UP
69 Fernando BUJOSA GARCIA	MALLORCA NEW LIMITS	MIR RACING	Moto4	170.6	5	Warm UP
10 Alfonso DUARTE DE ALMEIDA	MIGUEL OLIVEIRA-FUN CLUB	BEON	Moto4	170.3	4	Warm UP
12 Adriano DONOSO RODRIGO	BLUMAQHMALLINSUALRACING	BEON	Moto4	170.1	13	Entrenamiento Cronome
22 Ben Richard AUSTIN	AUSTING RACING & VHC LIQUI MOLY	CORSE	Moto4	170.1	3	Warm UP
27 Rico SALMELA	HMA RACING	BEON	Moto4	170.1	3	Warm UP
11 Jesus TORRES CABRERA	HMA RACING	BEON	Moto4	169.8	4	Warm UP
4 David GARCIA ALMANSA	MRE TALENT	CORSE	Moto4	169.5	10	Entrenamiento Cronome
20 Pau ALSINA SANCHEZ	MOTO SPORT TEAM		Moto4	169.0	15	Entrenamiento Cronome
17 Pedro ALOMAR BOVER	MRE TALENT	CORSE	Moto4	168.5	15	Entrenamiento Cronome
65 Izan CURIA ALIAGA	IGAXTEAM	BEON	Moto4	168.0	14	Entrenamiento Cronome
47 Antonio TORRES DOMINGUEZ	JEREZ ANDALUCIA MOTOR TALENT		Moto4	167.4	10	Entrenamiento Cronome
15 Jules ANDRIEU	JFJ RACING TEAM	CORSE	Moto4	166.9	10	Entrenamiento Cronome
38 Eduardo GUTIERREZ COBO	APEX CARDOSO RACING		Moto4	164.6	7	Entrenamiento Cronome





## MOTO4

### CAMPEONATO DE ESPAÑA DE SUPERBIKE

#### Warm UP

#### Secuencia de vueltas rápidas

T. Sesión	Nº Piloto	Equipo	Moto	Clase	Tiempo	Km/h	Vlt.
4:35.629	<b>10</b> Afonso DUARTE DE ALMEIDA	MIGUEL OLIVEIRA-FUN CLUB	BEON	Moto4	<b>2:07.314</b>	111.2	2
4:41.732	<b>26</b> Jose Manuel OSUNA SAEZ	JEREZ ANDALUCIA MOTOR TALENT		Moto4	<b>2:02.714</b>	115.4	2
6:43.470	<b>26</b> Jose Manuel OSUNA SAEZ	JEREZ ANDALUCIA MOTOR TALENT		Moto4	<b>2:01.738</b>	116.3	3
6:44.939	<b>4</b> David GARCIA ALMANSA	MRE TALENT	CORSE	Moto4	<b>2:01.683</b>	116.4	2
7:20.880	<b>28</b> Maximo MARTINEZ QUILES	GASSS RACING TEAM	BEON	Moto4	<b>2:00.709</b>	117.3	3
8:48.987	<b>14</b> Ivan UCEDA LOPEZ	HAWKERS KARBUM JUNIOR TEAM	BEON	Moto4	<b>2:00.092</b>	117.9	4
9:19.618	<b>28</b> Maximo MARTINEZ QUILES	GASSS RACING TEAM	BEON	Moto4	<b>1:58.738</b>	119.2	4



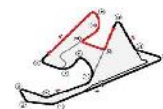


# MOTO4 CAMPEONATO DE ESPAÑA DE SUPERBIKE Warm UP

## Vuelta a vuelta

— Vuelta invalidada    ■ Mejor Personal    ■ Mejor de la sesión    B Cruzando por el pit lane

Vlt.	Tiempo	Sector 1	Sector 2	Sector 3	Km/h	T. Sesión	Vlt.	Tiempo	Sector 1	Sector 2	Sector 3	Km/h	T. Sesión
<b>4</b>	<b>David GARCIA ALMANSA</b>					ESP	2	2:04.485	34.716	44.924	44.845	113.7	5:30.589
	MRE TALENT					CORSE	3	2:03.853	<b>34.344</b>	44.544	44.965	114.3	7:34.442
1	4:43.256	3:12.150	46.323	44.783	50.0	4:43.256	4	<b>2:03.403</b>	34.470	<b>44.106</b>	44.827	114.7	9:37.845
2	<b>2:01.683</b>	<b>33.528</b>	43.664	<b>44.491</b>	116.4	6:44.939	5	2:03.451	34.492	44.245	<b>44.714</b>	114.7	11:41.296
3	2:29.933B	33.628	<b>43.344</b>	1:12.961	94.4	9:14.872							
4	2:06.826	38.870	43.444	44.512	111.6	11:21.698							
<b>10</b>	<b>Afonso DUARTE DE ALMEIDA</b>					POR	<b>22</b>	<b>Ben Richard AUSTIN</b>					GBR
	MIGUEL OLIVEIRA-FUN CLUB					BEON		AUSTING RACING & VHC LIQUI MOL					CORSE
1	2:28.315	51.803	48.282	48.230	95.5	2:28.315	1	3:15.262	1:35.746	49.758	49.758	72.5	3:15.262
2	2:07.314	34.460	46.618	46.236	111.2	4:35.629	2	2:05.117	34.027	45.629	45.461	113.2	5:20.379
3	2:08.284	34.629	47.506	46.149	110.4	6:43.913	3	2:02.462	33.518	44.293	44.651	115.6	7:22.841
4	2:03.672	33.878	44.473	45.321	114.5	8:47.585	4	2:02.411	34.067	<b>43.724</b>	44.620	115.7	9:25.252
5	<b>2:02.753</b>	<b>33.761</b>	<b>44.403</b>	<b>44.589</b>	115.3	10:50.338	5	<b>2:01.585</b>	<b>33.083</b>	44.218	<b>44.284</b>	116.5	11:26.837
<b>11</b>	<b>Jesus TORRES CABRERA</b>					ESP	<b>25</b>	<b>Gonzalo PEREZ ALVAREZ</b>					ESP
	HMA RACING					BEON		SCHOOL TEAM MONLAU REPSOL					BEON
1	3:15.827	1:44.809	46.492	44.526	72.3	3:15.827	1	3:14.689	1:39.941	47.977	46.771	72.7	3:14.689
2	2:03.267	33.522	44.753	44.992	114.9	5:19.094	2	2:04.681	34.295	44.666	45.720	113.6	5:19.370
3	2:02.695	34.058	44.338	44.299	115.4	7:21.789	3	<b>2:02.774</b>	<b>33.886</b>	<b>44.261</b>	<b>44.627</b>	115.3	7:22.144
4	2:00.292	33.367	43.378	<b>43.547</b>	117.7	9:22.081							
5	<b>2:00.081</b>	<b>33.271</b>	<b>43.218</b>	43.592	117.9	11:22.162							
<b>12</b>	<b>Adriano DONOSO RODRIGO</b>					ESP	<b>26</b>	<b>Jose Manuel OSUNA SAEZ</b>					ESP
	BLUMAQHMALLINSUALRACING					BEON		JEREZ ANDALUCIA MOTOR TALEN'					
1	3:18.034	1:44.891	47.001	46.142	71.5	3:18.034	1	2:39.018	1:07.073	45.604	46.341	89.0	2:39.018
2	2:04.456	34.196	45.008	45.252	113.8	5:22.490	2	2:02.714	33.582	44.907	<b>44.225</b>	115.4	4:41.732
3	<b>2:02.311</b>	<b>33.674</b>	<b>44.419</b>	<b>44.218</b>	115.8	7:24.801	3	<b>2:01.738</b>	<b>33.370</b>	<b>43.638</b>	44.730	116.3	6:43.470
<b>14</b>	<b>Ivan UCEDA LOPEZ</b>					ESP	<b>27</b>	<b>Rico SALMELA</b>					FIN
	HAWKERS KARBUM JUNIOR TEAM					BEON		HMA RACING					BEON
1	2:38.655	1:04.548	47.648	46.459	89.2	2:38.655	1	3:19.379	1:45.151	47.653	46.575	71.0	3:19.379
2	2:08.353	38.738	44.696	44.919	110.3	4:47.008	2	2:03.742	34.278	44.672	44.792	114.4	5:23.121
3	2:01.887	32.975	44.537	44.375	116.2	6:48.895	3	<b>2:02.171</b>	<b>33.590</b>	<b>44.006</b>	44.575	115.9	7:25.292
4	<b>2:00.092</b>	33.000	<b>43.214</b>	<b>43.878</b>	117.9	8:48.987	4	2:03.043	33.729	44.784	<b>44.530</b>	115.1	9:28.335
5	2:00.195	<b>32.797</b>	43.515	43.883	117.8	10:49.182	5	2:02.773	33.999	44.109	44.665	115.3	11:31.108
<b>17</b>	<b>Pedro ALOMAR BOVER</b>					ESP	<b>28</b>	<b>Maximo MARTINEZ QUILES</b>					ESP
	MRE TALENT					CORSE		GASSS RACING TEAM					BEON
1	4:43.713	3:12.412	45.540	45.761	49.9	4:43.713	1	3:15.458	1:45.251	45.789	44.418	72.4	3:15.458
2	2:07.524	35.588	46.429	45.507	111.0	6:51.237	2	2:04.713	34.057	44.948	45.708	113.5	5:20.171
3	2:03.200	33.938	44.322	<b>44.940</b>	114.9	8:54.437	3	2:00.709	33.173	43.469	44.067	117.3	7:20.880
4	<b>2:03.088</b>	<b>33.782</b>	<b>44.314</b>	44.992	115.0	10:57.525	4	<b>1:58.738</b>	<b>32.784</b>	42.727	43.227	119.2	9:19.618
							5	1:59.317	33.424	<b>42.674</b>	<b>43.219</b>	118.7	11:18.935
<b>19</b>	<b>Poi SOLA FLORENZA</b>					ESP	<b>34</b>	<b>Eitan Gabriel GRAS CORDON</b>					URU
	SCHOOL TEAM MONLAU REPSOL					BEON		AUSTING RACING & VHC LIQUI MOL					
1	3:13.801	1:39.471	47.472	46.858	73.1	3:13.801	1	3:13.678	1:34.691	49.954	49.033	73.1	3:13.678
2	2:09.025	33.710	50.530	44.785	109.7	5:22.826	2	2:04.428	33.947	44.936	45.545	113.8	5:18.106
3	2:01.121	33.210	44.078	43.833	116.9	7:23.947	3	2:03.965	36.218	43.580	44.167	114.2	7:22.071
4	2:01.032	33.230	43.830	43.972	117.0	9:24.979	4	2:01.712	34.596	<b>43.350</b>	43.766	116.3	9:23.783
5	<b>1:58.789</b>	<b>32.545</b>	<b>42.826</b>	<b>43.418</b>	119.2	11:23.768	5	<b>2:00.427</b>	<b>33.348</b>	<b>43.420</b>	<b>43.659</b>	117.6	11:24.210
<b>20</b>	<b>Pau ALSINA SANCHEZ</b>					ESP	<b>38</b>	<b>Eduardo GUTIERREZ COBO</b>					ESP
	MOTO SPORT TEAM							APEX CARDOSO RACING					
1	3:26.104	1:53.481	46.362	46.261	68.7	3:26.104	1	2:39.429	1:05.109	47.560	46.760	88.8	2:39.429
							2	2:04.213	34.175	44.485	45.553	114.0	4:43.642
							3	<b>2:03.247</b>	<b>34.038</b>	<b>44.113</b>	45.096	114.9	6:46.889
							4	2:03.877	34.569	44.246	<b>45.062</b>	114.3	8:50.766
							5	2:03.973	34.391	44.258	45.324	114.2	10:54.739





# MOTO4

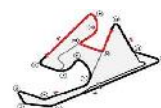
## CAMPEONATO DE ESPAÑA DE SUPERBIKE

### Warm UP

### Vuelta a vuelta

— Vuelta invalidada    ■ Mejor Personal    ■ Mejor de la sesión    B Cruzando por el pit lane

Vlt.	Tiempo	Sector 1	Sector 2	Sector 3	Km/h	T. Sesión	Vlt.	Tiempo	Sector 1	Sector 2	Sector 3	Km/h	T. Sesión	
<b>43</b>	<b>Amanuel David BRINTON</b> GBR													
	IGAXTEAM													
	BEON													
1	3:13.111	1:38.427	48.075	46.609	73.3	3:13.111								
2	2:04.850	34.017	44.915	45.918	113.4	5:17.961								
3	2:03.692	33.609	45.197	44.886	114.5	7:21.653								
4	2:00.300	<b>32.894</b>	43.494	43.912	117.7	9:21.953								
5	<b>2:00.049</b>	33.176	<b>43.285</b>	<b>43.588</b>	117.9	11:22.002								
<b>45</b>	<b>Alex LONGARELA MONTES</b> ESP													
	IGAXTEAM													
	BEON													
1	3:12.914	1:33.438	51.839	47.637	73.4	3:12.914								
2	2:06.305	36.858	44.708	44.739	112.1	5:19.219								
3	2:02.158	33.114	44.129	44.915	115.9	7:21.377								
4	2:00.308	<b>32.831</b>	43.228	44.249	117.7	9:21.685								
5	<b>2:00.038</b>	33.179	<b>43.153</b>	<b>43.706</b>	118.0	11:21.723								
<b>47</b>	<b>Antonio TORRES DOMINGUEZ</b> ESP													
	JEREZ ANDALUCIA MOTOR TALEN													
1	2:38.798	1:05.655	46.566	46.577	89.2	2:38.798								
2	2:03.061	33.943	44.525	<b>44.593</b>	115.1	4:41.859								
3	<b>2:01.752</b>	<b>33.451</b>	<b>43.604</b>	44.697	116.3	6:43.611								
4	2:02.445	33.717	43.849	44.879	115.6	8:46.056								
5	2:03.008	34.003	44.063	44.942	115.1	10:49.064								
<b>51</b>	<b>Brian URIARTE DIEGO</b> ESP													
	SCHOOL TEAM MONLAU REPSOL													
	BEON													
1	3:12.974	1:38.188	48.073	46.713	73.4	3:12.974								
2	2:04.665	34.333	45.009	45.323	113.6	5:17.639								
3	2:10.825	40.998	44.596	45.231	108.2	7:28.464								
4	2:02.170	33.548	44.153	44.469	115.9	9:30.634								
5	<b>2:00.750</b>	<b>33.482</b>	<b>43.467</b>	<b>43.801</b>	117.3	11:31.384								
<b>69</b>	<b>Fernando BUJOSA GARCIA</b> ESP													
	MALLORCA NEW LIMITS													
	MIR RACING													
1	3:08.913	1:32.188	48.045	48.680	74.9	3:08.913								
2	2:10.210	40.916	44.372	44.922	108.7	5:19.123								
3	2:02.268	33.195	43.932	45.141	115.8	7:21.391								
4	2:01.259	33.795	43.540	<b>43.924</b>	116.8	9:22.650								
5	<b>2:00.074</b>	<b>32.866</b>	<b>43.264</b>	43.944	117.9	11:22.724								



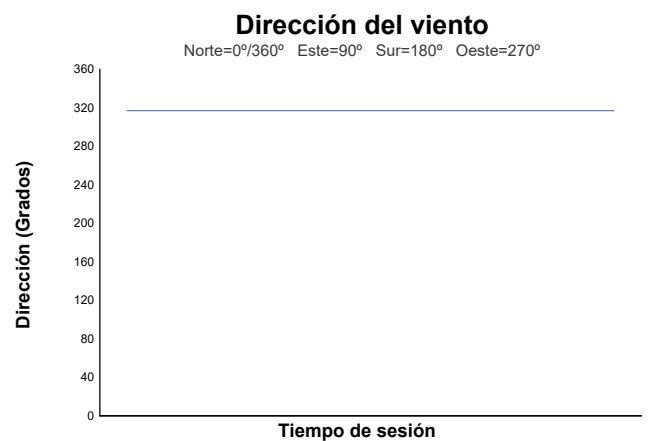
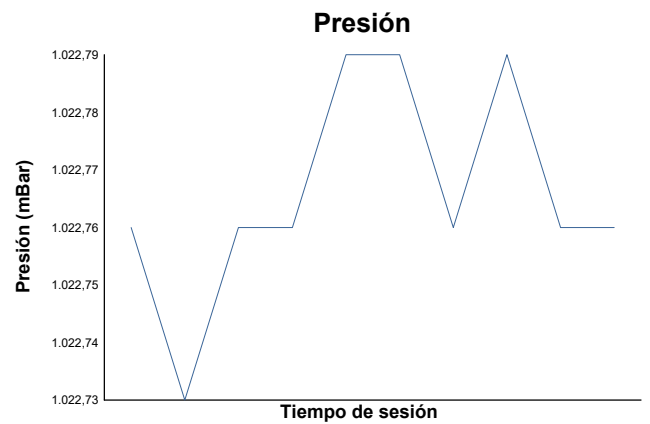
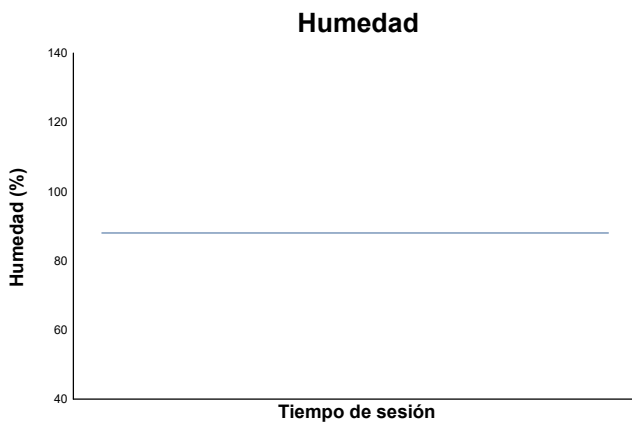
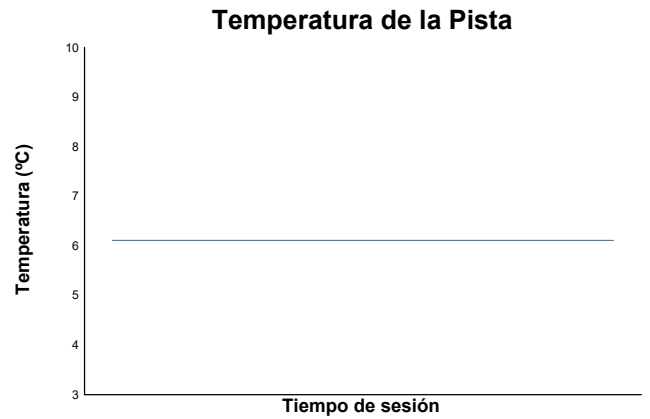


# CAMPEONATO DE ESPAÑA DE SUPERBIKE

## MOTO4

### Warm UP

### Informe meteorológico



Estado de pista: **SECO**

