



CIRCUITO DE NAVARRA 3.933 m.

# MOTO4

## CAMPEONATO DE ESPAÑA DE SUPERBIKE

### Entrenamiento Cronometrado

### Clasificación

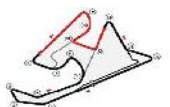
Nº	Piloto	Nac	Equipo	Moto	Neum. Cl.	Tiempo	Vlt.	Total	Dif.	Km/h
1	28 Maximo MARTINEZ QUILES	ESP	GASSS RACING TEAM	BEON	BRIDGES Moto4	<b>1:56.006</b>	8	10	-	- 122.1
2	27 Rico SALMELA	FIN	HMA RACING	BEON	BRIDGES Moto4	<b>1:56.531</b>	13	14	+0.525	+0.525 121.5
3	45 Alex LONGARELA MONTES	ESP	IGAXTEAM	BEON	BRIDGES Moto4	<b>1:56.632</b>	13	15	+0.626	+0.101 121.4
4	19 Pol SOLA FLORENSA	ESP	SCHOOL TEAM MONLAU REPSOL	BEON	BRIDGES Moto4	<b>1:56.893</b>	11	13	+0.887	+0.261 121.1
5	69 Fernando BUJOSA GARCIA	ESP	MALLORCA NEW LIMITS	MIR RACING	BRIDGES Moto4	<b>1:57.236</b>	10	14	+1.230	+0.343 120.8
6	51 Brian URIARTE DIEGO	ESP	SCHOOL TEAM MONLAU REPSOL	BEON	BRIDGES Moto4	<b>1:57.592</b>	14	14	+1.586	+0.356 120.4
7	43 Amanuel David BRINTON	GBR	IGAXTEAM	BEON	BRIDGES Moto4	<b>1:58.039</b>	9	13	+2.033	+0.447 120.0
8	11 Jesus TORRES CABRERA	ESP	HMA RACING	BEON	BRIDGES Moto4	<b>1:58.139</b>	7	14	+2.133	+0.100 119.8
9	12 Adriano DONOSO RODRIGO	ESP	BLUMAQHMALLINSUALRACING	BEON	BRIDGES Moto4	<b>1:58.161</b>	10	14	+2.155	+0.022 119.8
10	4 David GARCIA ALMANSA	ESP	MRE TALENT	CORSE	BRIDGES Moto4	<b>1:58.302</b>	8	11	+2.296	+0.141 119.7
11	34 Eitan Gabriel GRAS CORDON	URU	AUSTING RACING & VHC LIQUI MOLY		BRIDGES Moto4	<b>1:58.497</b>	6	14	+2.491	+0.195 119.5
12	47 Antonio TORRES DOMINGUEZ	ESP	JEREZ ANDALUCIA MOTOR TALENT		BRIDGES Moto4	<b>1:58.632</b>	13	13	+2.626	+0.135 119.4
13	26 Jose Manuel OSUNA SAEZ	ESP	JEREZ ANDALUCIA MOTOR TALENT		BRIDGES Moto4	<b>1:58.651</b>	6	13	+2.645	+0.019 119.3
14	14 Ivan UCEDA LOPEZ	ESP	HAWKERS KARBUM JUNIOR TEAM	BEON	BRIDGES Moto4	<b>1:58.926</b>	7	13	+2.920	+0.275 119.1
15	20 Pau ALSINA SANCHEZ	ESP	MOTO SPORT TEAM		BRIDGES Moto4	<b>1:59.209</b>	14	15	+3.203	+0.283 118.8
16	25 Gonzalo PEREZ ALVAREZ	ESP	SCHOOL TEAM MONLAU REPSOL	BEON	BRIDGES Moto4	<b>1:59.602</b>	8	9	+3.596	+0.393 118.4
17	17 Pedro ALOMAR BOVER	ESP	MRE TALENT	CORSE	BRIDGES Moto4	<b>1:59.890</b>	15	15	+3.884	+0.288 118.1
18	10 Afonso DUARTE DE ALMEIDA	POR	MIGUEL OLIVEIRA-FUN CLUB	BEON	BRIDGES Moto4	<b>1:59.998</b>	6	12	+3.992	+0.108 118.0
19	38 Eduardo GUTIERREZ COBO	ESP	APEX CARDOSO RACING		BRIDGES Moto4	<b>2:00.266</b>	6	12	+4.260	+0.268 117.7
20	22 Ben Richard AUSTIN	GBR	AUSTING RACING & VHC LIQUI MOLY	CORSE	BRIDGES Moto4	<b>2:00.410</b>	11	14	+4.404	+0.144 117.6
21	65 Izan CURIA ALIAGA	ESP	IGAXTEAM	BEON	BRIDGES Moto4	<b>2:01.211</b>	14	14	+5.205	+0.801 116.8
22	15 Jules ANDRIEU	FRA	JFJ RACING TEAM	CORSE	BRIDGES Moto4	<b>2:04.807</b>	10	11	+8.801	+3.596 113.4

Vuelta rápida:	Vlt. 8	Maximo MARTINEZ QUILES	1:56.006	122.1 Km/h
----------------	--------	------------------------	----------	------------

Hora de publicación: .....

Estado de pista: **SECO**

Director de Carrera:	Jefe de Cronometraje:
----------------------	-----------------------





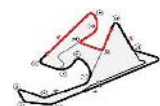
# MOTO4

## CAMPEONATO DE ESPAÑA DE SUPERBIKE

### Entrenamiento Cronometrado

### Mejores tiempos de sector

Sector 1			Sector 2			Sector 3			Pos	Nº Piloto	Tiempo	Pos	Nº Piloto	Tiempo	Vuelta Ideal	Mejor Vuelta	
Pos	Nº Piloto	Tiempo	Nº Piloto	Tiempo	Nº Piloto	Tiempo	Pos	Nº Piloto									
1	28 M.MARTINEZ QUILES	32.092	27 R.SALMELA	41.594	28 M.MARTINEZ QUILES	42.102	1	28 M.MARTINEZ QUILES	1:55.867	1:56.006	(1)						
2	45 A.LONGARELA MONTES	32.110	28 M.MARTINEZ QUILES	41.673	45 A.LONGARELA MONTES	42.279	2	45 A.LONGARELA MONTES	1:56.296	1:56.632	(3)						
3	19 P.SOLA FLORENSA	32.255	45 A.LONGARELA MONTES	41.907	27 R.SALMELA	42.304	3	27 R.SALMELA	1:56.531	1:56.531	(2)						
4	4 D.GARCIA ALMANSA	32.356	69 F.BUJOSA GARCIA	42.010	19 P.SOLA FLORENSA	42.456	4	19 P.SOLA FLORENSA	1:56.842	1:56.893	(4)						
5	51 B.URIARTE DIEGO	32.445	19 P.SOLA FLORENSA	42.131	69 F.BUJOSA GARCIA	42.730	5	69 F.BUJOSA GARCIA	1:57.236	1:57.236	(5)						
6	69 F.BUJOSA GARCIA	32.496	51 B.URIARTE DIEGO	42.191	43 A.BRINTON	42.730	6	51 B.URIARTE DIEGO	1:57.430	1:57.592	(6)						
7	43 A.BRINTON	32.557	12 A.DONOSO RODRIGO	42.240	51 B.URIARTE DIEGO	42.794	7	4 D.GARCIA ALMANSA	1:57.607	1:58.302	(10)						
8	27 R.SALMELA	32.633	4 D.GARCIA ALMANSA	42.360	12 A.DONOSO RODRIGO	42.836	8	43 A.BRINTON	1:57.754	1:58.039	(7)						
9	14 I.UCEDA LOPEZ	32.699	47 A.TORRES DOMINGUEZ	42.378	11 J.TORRES CABRERA	42.889	9	12 A.DONOSO RODRIGO	1:57.826	1:58.161	(9)						
10	11 J.TORRES CABRERA	32.735	26 J.OSUNA SAEZ	42.421	4 D.GARCIA ALMANSA	42.891	10	11 J.TORRES CABRERA	1:58.111	1:58.139	(8)						
11	12 A.DONOSO RODRIGO	32.750	43 A.BRINTON	42.467	34 E.GRAS CORDON	42.968	11	14 I.UCEDA LOPEZ	1:58.301	1:58.926	(14)						
12	26 J.OSUNA SAEZ	32.773	11 J.TORRES CABRERA	42.487	20 P.ALSINA SANCHEZ	43.018	12	34 E.GRAS CORDON	1:58.389	1:58.497	(11)						
13	34 E.GRAS CORDON	32.881	34 E.GRAS CORDON	42.540	14 I.UCEDA LOPEZ	43.023	13	26 J.OSUNA SAEZ	1:58.521	1:58.651	(13)						
14	20 P.ALSINA SANCHEZ	32.912	14 I.UCEDA LOPEZ	42.579	47 A.TORRES DOMINGUEZ	43.049	14	47 A.TORRES DOMINGUEZ	1:58.537	1:58.632	(12)						
15	10 A.DUARTE DE ALMEIDA	33.001	25 G.PEREZ ALVAREZ	42.695	25 G.PEREZ ALVAREZ	43.296	15	20 P.ALSINA SANCHEZ	1:58.774	1:59.209	(15)						
16	25 G.PEREZ ALVAREZ	33.005	20 P.ALSINA SANCHEZ	42.844	26 J.OSUNA SAEZ	43.327	16	25 G.PEREZ ALVAREZ	1:58.996	1:59.602	(16)						
17	47 A.TORRES DOMINGUEZ	33.110	17 P.ALOMAR BOVER	42.915	38 E.GUTIERREZ COBO	43.416	17	10 A.DUARTE DE ALMEIDA	1:59.635	1:59.998	(18)						
18	22 B.AUSTIN	33.124	10 A.DUARTE DE ALMEIDA	42.918	17 P.ALOMAR BOVER	43.569	18	17 P.ALOMAR BOVER	1:59.640	1:59.890	(17)						
19	17 P.ALOMAR BOVER	33.156	38 E.GUTIERREZ COBO	43.109	10 A.DUARTE DE ALMEIDA	43.716	19	38 E.GUTIERREZ COBO	2:00.223	2:00.266	(19)						
20	65 I.CURIA ALIAGA	33.293	22 B.AUSTIN	43.466	22 B.AUSTIN	43.820	20	22 B.AUSTIN	2:00.410	2:00.410	(20)						
21	38 E.GUTIERREZ COBO	33.698	65 I.CURIA ALIAGA	43.715	65 I.CURIA ALIAGA	44.203	21	65 I.CURIA ALIAGA	2:01.211	2:01.211	(21)						
22	15 J.ANDRIEU	34.124	15 J.ANDRIEU	45.102	15 J.ANDRIEU	45.185	22	15 J.ANDRIEU	2:04.411	2:04.807	(22)						





CIRCUITO DE NAVARRA 3.933 m.

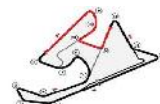
## MOTO4

### CAMPEONATO DE ESPAÑA DE SUPERBIKE

#### Después de Entrenamiento Cronometrado

Velocidad máxima del evento

Nº Piloto	Equipo	Moto	Clase	V.Max	Vit.	Sesión
19 Poi SOLA FLORENSA	SCHOOL TEAM MONLAU REPSOL	BEON	Moto4	175.3	11	Entrenamiento Cronome
26 Jose Manuel OSUNA SAEZ	JEREZ ANDALUCIA MOTOR TALENT		Moto4	175.3	12	Entrenamiento Cronome
43 Amanuel David BRINTON	IGAXTEAM	BEON	Moto4	174.8	13	Entrenamiento Cronome
45 Alex LONGARELA MONTES	IGAXTEAM	BEON	Moto4	173.6	14	Entrenamiento Cronome
51 Brian URIARTE DIEGO	SCHOOL TEAM MONLAU REPSOL	BEON	Moto4	172.0	14	Entrenamiento Cronome
14 Ivan UCEDA LOPEZ	HAWKERS KARBIUM JUNIOR TEAM	BEON	Moto4	171.4	3	Entrenamiento Cronome
28 Maximo MARTINEZ QUILES	GASSS RACING TEAM	BEON	Moto4	170.6	9	Entrenamiento Cronome
69 Fernando BUJOSA GARCIA	MALLORCA NEW LIMITS	MIR RACING	Moto4	170.3	10	Entrenamiento Cronome
12 Adriano DONOSO RODRIGO	BLUMAQHMALLINSUALRACING	BEON	Moto4	170.1	13	Entrenamiento Cronome
4 David GARCIA ALMANSA	MRE TALENT	CORSE	Moto4	169.5	10	Entrenamiento Cronome
20 Pau ALSINA SANCHEZ	MOTO SPORT TEAM		Moto4	169.0	15	Entrenamiento Cronome
17 Pedro ALOMAR BOVER	MRE TALENT	CORSE	Moto4	168.5	15	Entrenamiento Cronome
65 Izan CURIA ALIAGA	IGAXTEAM	BEON	Moto4	168.0	14	Entrenamiento Cronome
47 Antonio TORRES DOMINGUEZ	JEREZ ANDALUCIA MOTOR TALENT		Moto4	167.4	10	Entrenamiento Cronome
11 Jesus TORRES CABRERA	HMA RACING	BEON	Moto4	166.9	8	Entrenamiento Cronome
15 Jules ANDRIEU	JFJ RACING TEAM	CORSE	Moto4	166.9	10	Entrenamiento Cronome
25 Gonzalo PEREZ ALVAREZ	SCHOOL TEAM MONLAU REPSOL	BEON	Moto4	166.9	9	Entrenamiento Cronome
10 Afonso DUARTE DE ALMEIDA	MIGUEL OLIVEIRA-FUN CLUB	BEON	Moto4	166.4	3	Entrenamiento Cronome
27 Rico SALMELA	HMA RACING	BEON	Moto4	166.2	2	Entrenamiento Cronome
22 Ben Richard AUSTIN	AUSTING RACING &VHC LIQUI MOLY	CORSE	Moto4	165.9	12	Entrenamiento Cronome
34 Eitan Gabriel GRAS CORDON	AUSTING RACING &VHC LIQUI MOLY		Moto4	165.9	4	Entrenamiento Cronome
38 Eduardo GUTIERREZ COBO	APEX CARDOSO RACING		Moto4	164.6	7	Entrenamiento Cronome





## MOTO4

### CAMPEONATO DE ESPAÑA DE SUPERBIKE

#### Entrenamiento Cronometrado

Secuencia de vueltas rápidas

T. Sesión	Nº Piloto	Equipo	Moto	Clase	Tiempo	Km/h	Vlt.
4:24.838	<b>17</b> Pedro ALOMAR BOVER	MRE TALENT	CORSE	Moto4	<b>2:03.900</b>	114.3	2
4:41.351	<b>26</b> Jose Manuel OSUNA SAEZ	JEREZ ANDALUCIA MOTOR TALENT		Moto4	<b>2:00.005</b>	118.0	2
5:09.189	<b>4</b> David GARCIA ALMANSA	MRE TALENT	CORSE	Moto4	<b>1:59.593</b>	118.4	2
5:19.230	<b>69</b> Fernando BUJOSA GARCIA	MALLORCA NEW LIMITS	MIR RACING	Moto4	<b>1:59.203</b>	118.8	2
7:08.562	<b>14</b> Ivan UCEDA LOPEZ	HAWKERS KARBUM JUNIOR TEAM	BEON	Moto4	<b>1:59.048</b>	118.9	3
7:23.479	<b>28</b> Maximo MARTINEZ QUILES	GASSS RACING TEAM	BEON	Moto4	<b>1:56.646</b>	121.4	3
22:21.048	<b>28</b> Maximo MARTINEZ QUILES	GASSS RACING TEAM	BEON	Moto4	<b>1:56.229</b>	121.8	7
24:17.054	<b>28</b> Maximo MARTINEZ QUILES	GASSS RACING TEAM	BEON	Moto4	<b>1:56.006</b>	122.1	8





# MOTO4

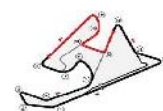
## CAMPEONATO DE ESPAÑA DE SUPERBIKE

### Entrenamiento Cronometrado

Vuelta a vuelta

Mejor Personal Mejor de la sesión Cruzando por el pit lane

Vlt.	Tiempo	Sector 1	Sector 2	Sector 3	Km/h	T. Sesión	Vlt.	Tiempo	Sector 1	Sector 2	Sector 3	Km/h	T. Sesión	
<b>4</b>	<b>David GARCIA ALMANSA</b> ESP							9	1:58.346	<b>32.750</b>	42.711	42.885	119.6	19:47.868
	MRE TALENT CORSE							10	<b>1:58.161</b>	33.085	<b>42.240</b>	<b>42.836</b>	119.8	21:46.029
	1	3:09.596	1:41.093	44.652	43.851	74.7	11	3:58.725	B 33.389	44.404	2:40.932	59.3	25:44.754	
	2	1:59.593	32.821	43.117	43.655	118.4	12	2:06.878	39.702	44.034	43.142	111.6	27:51.632	
	3	1:59.631	33.175	43.125	43.331	118.4	13	1:58.436	32.890	42.691	42.855	119.5	29:50.068	
	4	1:59.156	33.039	42.799	43.318	118.8	14	1:59.398	32.753	43.177	43.468	118.6	31:49.466	
	5	1:58.886	33.148	42.457	43.281	119.1								
	6	10:33.768	B 35.479	43.505	9:14.784	22.3								
	7	2:05.850	37.765	43.295	44.790	112.5								
	8	<b>1:58.302</b>	32.856	<b>42.360</b>	43.086	119.7								
	9	2:05.861	34.183	46.516	45.162	112.5								
	10	1:58.378	<b>32.356</b>	42.712	43.310	119.6								
	11	2:00.475	33.650	43.934	<b>42.891</b>	117.5								
<b>10</b>	<b>Afonso DUARTE DE ALMEIDA</b> POR													
	MIGUEL OLIVEIRA-FUN CLUB BEON													
	1	3:19.125	1:48.769	44.999	45.357	71.1								
	2	2:02.193	33.708	44.201	44.284	115.9								
	3	2:01.635	33.890	43.433	44.312	116.4								
	4	2:00.813	33.435	43.360	44.018	117.2								
	5	2:00.609	33.389	43.058	44.162	117.4								
	6	<b>1:59.998</b>	33.348	42.934	<b>43.716</b>	118.0								
	7	2:00.101	33.060	<b>42.918</b>	44.123	117.9								
	8	2:00.494	<b>33.001</b>	43.455	44.038	117.5								
	9	7:45.043	B 33.545	43.828	6:27.670	30.4								
	10	2:11.181	42.467	44.454	44.260	107.9								
	11	2:01.035	33.341	43.376	44.318	117.0								
	12	2:00.738	33.530	43.115	44.093	117.3								
<b>11</b>	<b>Jesus TORRES CABRERA</b> ESP													
	HMA RACING BEON													
	1	3:52.505	2:24.146	44.224	44.135	60.9								
	2	2:01.471	33.686	44.012	43.773	116.6								
	3	1:59.492	33.257	42.990	43.245	118.5								
	4	2:00.471	33.460	43.176	43.835	117.5								
	5	1:59.774	33.047	42.947	43.780	118.2								
	6	1:58.592	32.909	42.508	43.175	119.4								
	7	<b>1:58.139</b>	32.763	<b>42.487</b>	<b>42.889</b>	119.8								
	8	1:58.705	32.800	42.930	42.975	119.3								
	9	1:58.693	32.935	42.616	43.142	119.3								
	10	1:59.294	33.484	42.711	43.099	118.7								
	11	1:59.223	<b>32.735</b>	43.164	43.324	118.8								
	12	4:05.377	B 34.064	43.175	2:48.138	57.7								
	13	2:04.330	38.091	42.932	43.307	113.9								
	14	1:58.660	33.041	42.704	42.915	119.3								
<b>12</b>	<b>Adriano DONOSO RODRIGO</b> ESP													
	BLUMAQHMALLINSUALRACING BEON													
	1	3:52.442	2:23.639	44.327	44.476	60.9								
	2	2:01.533	33.659	44.358	43.516	116.5								
	3	1:59.439	33.090	43.012	43.337	118.5								
	4	1:59.926	33.122	43.005	43.799	118.1								
	5	1:59.558	33.231	43.000	43.327	118.4								
	6	1:58.671	33.107	42.511	43.053	119.3								
	7	1:58.852	33.252	42.613	42.987	119.1								
	8	1:59.101	33.075	42.949	43.077	118.9								
<b>14</b>	<b>Ivan UCEDA LOPEZ</b> ESP													
	HAWKERS KARBUM JUNIOR TEAM BEON													
	1	3:09.150	1:40.888	44.538	43.724	74.9								
	2	2:00.364	32.923	42.962	44.479	117.6								
	3	1:59.048	<b>32.699</b>	43.011	43.338	118.9								
	4	6:14.910	B 33.034	45.277	4:56.599	37.8								
	5	2:08.868	40.149	44.410	44.309	109.9								
	6	1:59.349	33.165	42.799	43.385	118.6								
	7	<b>1:58.926</b>	32.969	<b>42.579</b>	43.378	119.1								
	8	2:03.281	36.288	43.343	43.650	114.8								
	9	2:00.861	32.932	43.324	44.605	117.1								
	10	2:04.312	38.392	42.897	<b>43.023</b>	113.9								
	11	2:00.357	33.988	43.237	43.132	117.6								
	12	1:58.981	32.847	42.864	43.270	119.0								
	13	1:59.323	33.180	42.676	43.467	118.7								
<b>15</b>	<b>Jules ANDRIEU</b> FRA													
	JFJ RACING TEAM CORSE													
	1	2:17.913				102.7								
	2	10:15.455	B			23.0								
	3	2:12.779	40.205	45.741	46.833	106.6								
	4	2:06.636	34.892	45.803	45.941	111.8								
	5	2:05.811	34.544	45.457	45.810	112.5								
	6	2:06.675	35.477	45.173	46.025	111.8								
	7	2:06.050	34.695	45.278	46.077	112.3								
	8	2:21.066	B 34.824	45.443	1:00.799	100.4								
	9	2:09.831	39.079	45.492	45.260	109.1								
	10	<b>2:04.807</b>	<b>34.124</b>	<b>45.102</b>	45.581	113.4								
	11	2:05.778	34.887	45.706	<b>45.185</b>	112.6								
<b>17</b>	<b>Pedro ALOMAR BOVER</b> ESP													
	MRE TALENT CORSE													
	1	2:20.938	51.307	44.794	44.837	100.5								
	2	2:03.900	35.149	43.972	44.779	114.3								
	3	2:02.569	34.051	43.766	44.752	115.5								
	4	2:02.443	34.227	43.870	44.346	115.6								
	5	2:10.650	B 34.133	43.608	52.909	108.4								
	6	2:06.722	38.307	43.736	44.679	111.7								
	7	2:01.080	33.282	43.657	44.141	116.9								
	8	2:01.899	33.489	44.042	44.368	116.2								
	9	2:01.279	33.997	43.411	43.871	116.7								
	10	2:48.434	B 33.695	45.433	1:29.306	84.1								
	11	2:06.563	37.850	44.267	44.446	111.9								
	12	2:00.255	33.459	<b>42.915</b>	43.881	117.7								
	13	2:02.542	33.475	43.672	45.395	115.5								
	14	2:00.815	33.542	43.313	43.960	117.2								
	15	<b>1:59.890</b>	<b>33.156</b>	43.165	<b>43.569</b>	118.1								
<b>19</b>	<b>Poi SOLA FLORENZA</b> ESP													
	SCHOOL TEAM MONLAU REPSOL BEON													





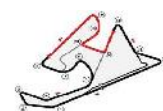


# MOTO4 CAMPEONATO DE ESPAÑA DE SUPERBIKE Entrenamiento Cronometrado

## Vuelta a vuelta

Mejor Personal Mejor de la sesión Cruzando por el pit lane

Vlt.	Tiempo	Sector 1	Sector 2	Sector 3	Km/h	T. Sesión	Vlt.	Tiempo	Sector 1	Sector 2	Sector 3	Km/h	T. Sesión
1	3:45.009 <b>B</b>	1:49.840	44.576	1:10.593	62.9	3:45.009	7	2:00.872	33.773	43.550	43.549	117.1	27:49.371
2	2:07.159	39.096	44.168	43.895	111.3	5:52.168	8	<b>1:59.602</b>	33.121	43.042	43.439	118.4	29:48.973
3	1:58.987	32.986	42.927	43.074	119.0	7:51.155	9	2:01.006	34.715	42.993	43.298	117.0	31:49.979
4	1:58.326	32.794	42.672	42.860	119.7	9:49.481	<b>26</b> Jose Manuel OSUNA SAEZ ESP						
5	1:57.985	32.475	42.410	43.100	120.0	11:47.466	JEREZ ANDALUCIA MOTOR TALEN'						
6	1:57.834	32.575	42.542	42.717	120.2	13:45.300	1	2:41.346	1:11.969	44.568	44.809	87.8	2:41.346
7	2:15.971 <b>B</b>	33.205	42.864	59.902	104.1	16:01.271	2	2:00.005	33.312	43.126	43.567	118.0	4:41.351
8	2:03.193	37.158	42.838	43.197	114.9	18:04.464	3	2:04.185	37.156	43.070	43.959	114.0	6:45.536
9	1:57.550	32.624	42.268	42.658	120.4	20:02.014	4	1:59.448	32.951	42.941	43.556	118.5	8:44.984
10	1:57.052	32.465	<b>42.131</b>	<b>42.456</b>	121.0	21:59.066	5	2:03.415	37.149	42.673	43.593	114.7	10:48.399
11	<b>1:56.893</b>	<b>32.255</b>	42.145	42.493	121.1	23:55.959	6	<b>1:58.651</b>	<b>32.773</b>	<b>42.421</b>	43.457	119.3	12:47.050
12	2:13.826 <b>B</b>	34.814	43.955	55.057	105.8	26:09.785	7	6:46.399 <b>B</b>	33.253	44.079	5:29.067	34.8	19:33.449
13	2:02.498	36.836	42.616	43.046	115.6	28:12.283	8	2:06.938	39.049	44.072	43.817	111.5	21:40.387
<b>20</b> Pau ALSINA SANCHEZ ESP							9	1:59.019	32.845	42.609	43.565	119.0	23:39.406
MOTO SPORT TEAM							10	1:59.426	33.077	42.819	43.530	118.6	25:38.832
1	2:48.519	1:20.008	44.364	44.147	84.0	2:48.519	11	2:00.495	33.812	43.247	43.436	117.5	27:39.327
2	2:00.963	33.405	43.682	43.876	117.1	4:49.482	12	1:59.353	33.073	42.953	<b>43.327</b>	118.6	29:38.680
3	2:00.375	33.599	43.281	43.495	117.6	6:49.857	13	1:59.484	33.030	42.761	43.693	118.5	31:38.164
4	2:00.119	33.521	42.934	43.664	117.9	8:49.976	<b>27</b> Rico SALMELA FIN						
5	1:59.873	33.590	<b>42.844</b>	43.439	118.1	10:49.849	HMA RACING BEON						
6	1:59.785	33.516	42.845	43.424	118.2	12:49.634	1	3:55.038	2:26.155	44.786	44.097	60.2	3:55.038
7	2:00.256	33.406	42.863	43.987	117.7	14:49.890	2	2:02.059	33.599	44.465	43.995	116.0	5:57.097
8	2:00.272	33.496	43.288	43.488	117.7	16:50.162	3	1:58.990	33.175	42.579	43.236	119.0	7:56.087
9	2:00.730	33.830	43.234	43.666	117.3	18:50.892	4	1:58.425	32.954	42.546	42.925	119.6	9:54.512
10	2:47.327 <b>B</b>	35.173	44.996	1:27.158	84.6	21:38.219	5	1:58.255	32.690	42.428	43.137	119.7	11:52.767
11	2:09.023	39.474	45.914	43.635	109.7	23:47.242	6	1:58.680	33.146	42.398	43.136	119.3	13:51.447
12	2:01.916	33.766	44.088	44.062	116.1	25:49.158	7	1:58.828	33.304	42.424	43.100	119.2	15:50.275
13	2:02.090	33.577	43.320	45.193	116.0	27:51.248	8	1:58.670	33.098	42.606	42.966	119.3	17:48.945
14	<b>1:59.209</b>	33.151	43.040	<b>43.018</b>	118.8	29:50.457	9	1:58.368	33.072	42.313	42.983	119.6	19:47.313
15	1:59.960	<b>32.912</b>	43.541	43.507	118.0	31:50.417	10	1:58.190	33.065	42.222	42.903	119.8	21:45.503
<b>22</b> Ben Richard AUSTIN GBR							11	3:59.971 <b>B</b>	33.689	44.192	2:42.090	59.0	25:45.474
AUSTING RACING & VHC LIQUI MOL CORSE							12	2:07.221	38.887	44.425	43.909	111.3	27:52.695
1	3:37.098 <b>B</b>	1:50.324	44.997	1:01.777	65.2	3:37.098	13	<b>1:56.531</b>	<b>32.633</b>	<b>41.594</b>	<b>42.304</b>	121.5	29:49.226
2	2:06.507	38.625	43.504	44.378	111.9	5:43.605	14	1:57.928	32.916	42.341	42.671	120.1	31:47.154
3	2:01.761	33.662	43.647	44.452	116.3	7:45.366	<b>28</b> Maximo MARTINEZ QUILES ESP						
4	2:02.033	33.832	43.954	44.247	116.0	9:47.399	GASSS RACING TEAM BEON						
5	2:01.711	33.910	43.783	44.018	116.3	11:49.110	1	3:26.627	1:58.851	44.619	43.157	68.5	3:26.627
6	3:24.080 <b>B</b>	33.865	47.381	2:02.834	69.4	15:13.190	2	2:00.206	34.156	43.444	42.606	117.8	5:26.833
7	2:06.168	38.161	43.766	44.241	112.2	17:19.358	3	1:56.646	32.177	42.034	42.435	121.4	7:23.479
8	2:02.335	34.005	43.863	44.467	115.7	19:21.693	4	9:01.948 <b>B</b>	32.611	44.748	7:44.589	26.1	16:25.427
9	2:19.373 <b>B</b>	42.799	44.594	51.980	101.6	21:41.066	5	2:02.640	37.267	42.674	42.699	115.5	18:28.067
10	2:07.704	38.144	45.129	44.431	110.9	23:48.770	6	1:56.752	32.274	41.991	42.487	121.3	20:24.819
11	<b>2:00.410</b>	<b>33.124</b>	<b>43.466</b>	<b>43.820</b>	117.6	25:49.180	7	1:56.229	32.219	41.789	42.221	121.8	22:21.048
12	2:04.298	35.829	43.971	44.498	113.9	27:53.478	8	<b>1:56.006</b>	32.157	41.720	42.129	122.1	24:17.054
13	2:01.481	33.610	43.533	44.338	116.6	29:54.959	9	1:56.007	32.232	<b>41.673</b>	<b>42.102</b>	122.1	26:13.061
14	2:02.505	34.531	43.521	44.453	115.6	31:57.464	10	1:56.578	<b>32.092</b>	42.285	42.201	121.5	28:09.639
<b>25</b> Gonzalo PEREZ ALVAREZ ESP							<b>34</b> Eitan Gabriel GRAS CORDON URU						
SCHOOL TEAM MONLAU REPSOL BEON							AUSTING RACING & VHC LIQUI MOL						
1	3:08.280	1:38.927	44.930	44.423	75.2	3:08.280	1	3:36.355 <b>B</b>	1:50.118	44.804	1:01.433	65.4	3:36.355
2	2:00.749	33.532	43.451	43.766	117.3	5:09.029	2	2:05.491	38.844	43.184	43.463	112.8	5:41.846
3	2:00.655	34.141	43.218	<b>43.296</b>	117.3	7:09.684	3	2:00.288	33.005	43.508	43.775	117.7	7:42.134
4	14:24.681 <b>B</b>	<b>33.005</b>	<b>42.695</b>	...	16.4	21:34.365	4	1:59.803	33.378	43.186	43.239	118.2	9:41.937
5	2:14.149	43.248	46.544	44.357	105.5	23:48.514	5	1:58.666	33.008	42.630	43.028	119.3	11:40.603
6	1:59.985	33.050	43.242	43.693	118.0	25:48.499							





# MOTO4

## CAMPEONATO DE ESPAÑA DE SUPERBIKE

### Entrenamiento Cronometrado

Vuelta a vuelta

■ Mejor Personal ■ Mejor de la sesión ■ Cruzando por el pit lane

Vlt.	Tiempo	Sector 1	Sector 2	Sector 3	Km/h	T. Sesión
6	1:58.497	32.944	42.585	42.968	119.5	13:39.100
7	2:00.631	33.187	43.306	44.138	117.4	15:39.731
8	2:13.121 B	34.309	43.284	55.528	106.4	17:52.852
9	2:04.190	38.001	42.799	43.390	114.0	19:57.042
10	2:01.061	33.180	43.535	44.346	117.0	21:58.103
11	1:58.834	32.940	42.804	43.090	119.1	23:56.937
12	2:13.733 B	33.146	45.019	55.568	105.9	26:10.670
13	2:02.853	36.756	42.667	43.430	115.2	28:13.523
14	1:58.534	32.881	42.540	43.113	119.4	30:12.057

38 Eduardo GUTIERREZ COBO ESP						
APEX CARDOSO RACING						
Vlt.	Tiempo	Sector 1	Sector 2	Sector 3	Km/h	T. Sesión
1	2:40.470	1:10.118	44.987	45.365	88.2	2:40.470
2	2:01.304	34.411	43.109	43.784	116.7	4:41.774
3	2:02.295	33.918	43.753	44.624	115.8	6:44.069
4	2:01.381	34.228	43.419	43.734	116.6	8:45.450
5	2:01.546	33.907	43.428	44.211	116.5	10:46.996
6	2:00.266	33.698	43.152	43.416	117.7	12:47.262
7	7:02.868 B	33.809	43.719	5:45.340	33.5	19:50.130
8	2:12.241	43.838	43.906	44.497	107.1	22:02.371
9	2:02.794	34.133	44.032	44.629	115.3	24:05.165
10	2:22.741 B	34.223	44.088	1:04.430	99.2	26:27.906
11	2:09.762	40.827	44.082	44.853	109.1	28:37.668
12	2:02.765	34.368	43.727	44.670	115.3	30:40.433

43 Amanuel David BRINTON GBR						
IGAXTEAM BEON						
Vlt.	Tiempo	Sector 1	Sector 2	Sector 3	Km/h	T. Sesión
1	3:35.768 B	1:49.968	44.772	1:01.028	65.6	3:35.768
2	2:05.827	39.221	43.187	43.419	112.5	5:41.595
3	2:00.807	32.916	44.323	43.568	117.2	7:42.402
4	1:59.304	32.951	43.114	43.239	118.7	9:41.706
5	1:58.448	32.764	42.718	42.966	119.5	11:40.154
6	1:58.118	32.685	42.467	42.966	119.9	13:38.272
7	2:14.710 B	33.011	44.858	56.841	105.1	15:52.982
8	2:04.296	38.181	42.889	43.226	113.9	17:57.278
9	1:58.039	32.729	42.580	42.730	120.0	19:55.317
10	3:58.478 B	33.081	44.861	2:40.536	59.4	23:53.795
11	2:16.926 B	36.739	44.028	56.159	103.4	26:10.721
12	2:02.585	36.503	42.615	43.467	115.5	28:13.306
13	1:58.300	32.557	42.690	43.053	119.7	30:11.606

45 Alex LONGARELA MONTES ESP						
IGAXTEAM BEON						
Vlt.	Tiempo	Sector 1	Sector 2	Sector 3	Km/h	T. Sesión
1	3:27.029	1:57.299	46.365	43.365	68.4	3:27.029
2	2:02.943	32.845	46.607	43.491	115.2	5:29.972
3	1:58.089	32.733	42.671	42.685	119.9	7:28.061
4	1:59.648	32.385	44.075	43.188	118.3	9:27.709
5	1:57.412	32.640	42.165	42.607	120.6	11:25.121
6	1:57.062	32.372	42.018	42.672	121.0	13:22.183
7	1:57.536	32.580	42.189	42.767	120.5	15:19.719
8	1:57.760	32.221	42.709	42.830	120.2	17:17.479
9	2:38.914 B	39.805	42.939	1:16.170	89.1	19:56.393
10	2:03.617	38.522	42.434	42.661	114.5	22:00.010
11	1:56.988	32.156	41.907	42.925	121.0	23:56.998
12	1:56.920	32.111	42.100	42.709	121.1	25:53.918
13	1:56.632	32.360	41.993	42.279	121.4	27:50.550
14	1:56.841	32.110	42.273	42.458	121.2	29:47.391

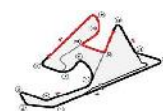
Vlt.	Tiempo	Sector 1	Sector 2	Sector 3	Km/h	T. Sesión
15	1:56.730	32.394	41.967	42.369	121.3	31:44.121

47 Antonio TORRES DOMINGUEZ ESP						
JEREZ ANDALUCIA MOTOR TALEN'						
Vlt.	Tiempo	Sector 1	Sector 2	Sector 3	Km/h	T. Sesión
1	2:47.564	1:19.025	43.846	44.693	84.5	2:47.564
2	2:00.353	33.198	43.134	44.021	117.6	4:47.917
3	2:00.159	33.496	43.065	43.598	117.8	6:48.076
4	1:59.238	33.254	42.587	43.397	118.7	8:47.314
5	1:59.447	33.124	42.531	43.792	118.5	10:46.761
6	2:03.060	37.323	42.506	43.231	115.1	12:49.821
7	6:42.310 B	35.199	43.257	5:23.854	35.2	19:32.131
8	2:07.560	39.936	43.677	43.947	111.0	21:39.691
9	1:59.841	33.369	43.047	43.425	118.1	23:39.532
10	1:59.366	33.110	42.891	43.365	118.6	25:38.898
11	2:00.006	33.436	42.902	43.668	118.0	27:38.904
12	2:01.134	34.287	43.189	43.658	116.9	29:40.038
13	1:58.632	33.205	42.378	43.049	119.4	31:38.670

51 Brian URIARTE DIEGO ESP						
SCHOOL TEAM MONLAU REPSOL BEON						
Vlt.	Tiempo	Sector 1	Sector 2	Sector 3	Km/h	T. Sesión
1	3:41.328	2:12.619	44.652	44.057	64.0	3:41.328
2	1:59.786	33.534	42.885	43.367	118.2	5:41.114
3	2:00.995	33.221	44.251	43.523	117.0	7:42.109
4	1:59.048	33.099	42.865	43.084	118.9	9:41.157
5	1:58.482	33.111	42.577	42.794	119.5	11:39.639
6	1:58.628	33.046	42.368	43.214	119.4	13:38.267
7	2:14.393 B	34.290	43.285	56.818	105.4	15:52.660
8	2:04.060	38.362	42.586	43.112	114.1	17:56.720
9	1:58.318	33.114	42.333	42.871	119.7	19:55.038
10	2:03.015	34.562	45.042	43.411	115.1	21:58.053
11	1:57.980	32.736	42.391	42.853	120.0	23:56.033
12	2:14.504 B	35.109	43.790	55.605	105.3	26:10.537
13	2:02.150	36.465	42.475	43.210	115.9	28:12.687
14	1:57.592	32.445	42.191	42.956	120.4	30:10.279

65 Izan CURIA ALIAGA ESP						
IGAXTEAM BEON						
Vlt.	Tiempo	Sector 1	Sector 2	Sector 3	Km/h	T. Sesión
1	2:47.463	1:12.480	48.244	46.739	84.5	2:47.463
2	2:06.469	34.616	45.919	45.934	112.0	4:53.932
3	2:05.603	34.509	45.710	45.384	112.7	6:59.535
4	2:05.232	34.514	45.275	45.443	113.1	9:04.767
5	2:03.925	34.381	44.762	44.782	114.3	11:08.692
6	2:03.370	34.081	44.544	44.745	114.8	13:12.062
7	2:03.338	34.191	44.342	44.805	114.8	15:15.400
8	2:03.439	34.333	44.444	44.662	114.7	17:18.839
9	2:03.226	34.331	44.401	44.494	114.9	19:22.065
10	2:03.774	34.762	44.372	44.640	114.4	21:25.839
11	2:34.231 B	34.333	44.398	1:15.500	91.8	24:00.070
12	2:10.173	41.002	44.355	44.816	108.8	26:10.243
13	2:04.001	34.316	44.333	45.352	114.2	28:14.244
14	2:01.211	33.293	43.715	44.203	116.8	30:15.455

69 Fernando BUJOSA GARCIA ESP						
MALLORCA NEW LIMITS MIR RACING						
Vlt.	Tiempo	Sector 1	Sector 2	Sector 3	Km/h	T. Sesión
1	3:20.027	1:52.938	43.495	43.594	70.8	3:20.027
2	1:59.203	32.918	43.011	43.274	118.8	5:19.230
3	2:04.761	36.590	44.940	43.231	113.5	7:23.991





## MOTO4

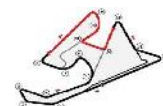
### CAMPEONATO DE ESPAÑA DE SUPERBIKE

#### Entrenamiento Cronometrado

#### Vuelta a vuelta

■ Mejor Personal ■ Mejor de la sesión B Cruzando por el pit lane

Vlt.	Tiempo	Sector 1	Sector 2	Sector 3	Km/h	T. Sesión	Vlt.	Tiempo	Sector 1	Sector 2	Sector 3	Km/h	T. Sesión
4	1:58.345	32.630	42.544	43.171	119.6	9:22.336							
5	2:10.940 <b>B</b>	33.076	42.635	55.229	108.1	11:33.276							
6	2:05.055	38.429	43.059	43.567	113.2	13:38.331							
7	2:01.839	33.196	45.108	43.535	116.2	15:40.170							
8	2:10.484	33.287	53.855	43.342	108.5	17:50.654							
9	1:57.654	32.652	42.175	42.827	120.3	19:48.308							
10	<b>1:57.236</b>	<b>32.496</b>	<b>42.010</b>	<b>42.730</b>	120.8	21:45.544							
11	3:43.887 <b>B</b>	32.850	43.000	2:28.037	63.2	25:29.431							
12	2:12.602	40.825	48.146	43.631	106.8	27:42.033							
13	1:58.061	32.862	42.161	43.038	119.9	29:40.094							
14	1:57.771	32.842	42.114	42.815	120.2	31:37.865							



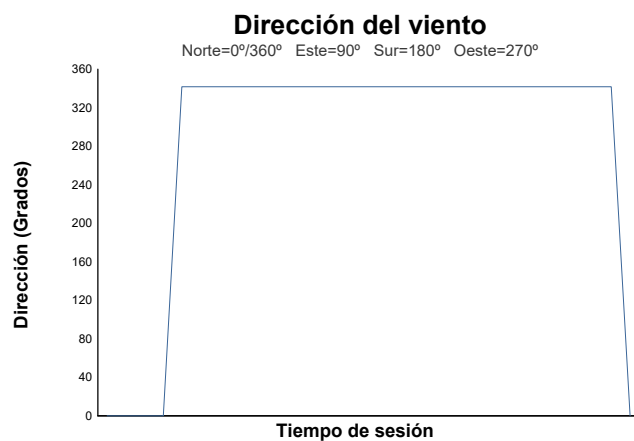
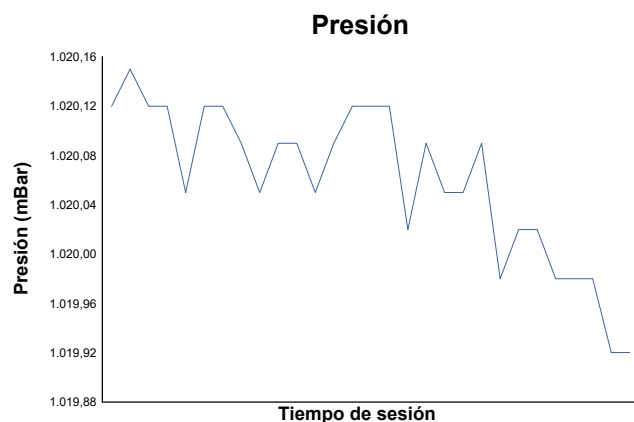
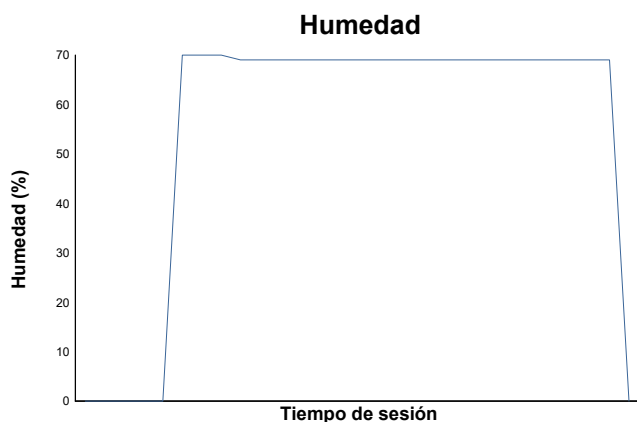
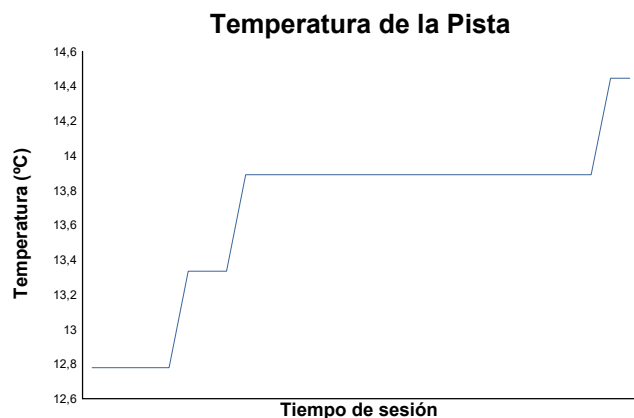




# CAMPEONATO DE ESPAÑA DE SUPERBIKE MOTO4

## Entrenamiento Cronometrado

### Informe meteorológico



Estado de pista: **SECO**

