



MOTO4

CAMPEONATO DE ESPAÑA DE SUPERBII

Carrera (12 Vlt., 47,2 km.)

Clasificación

Nº Piloto	Nac	Equipo	Moto	Neum. Cl.	Vlts.	Tiempo Total	Dif.	Km/h	Mejor Vuelta		
									Vlt.	Tiempo Km/h	
1	51	Brian URIARTE DIEGO	ESP SCHOOL TEAM MONLAU REPSOL	BEON	BRIDGES Moto4	12	23:41.459	- 119.5	6	1:57.089	120.9
2	27	Rico SALMELA	FIN HMA RACING	BEON	BRIDGES Moto4	12	23:41.623	+0.164 119.5	6	1:57.347	120.7
3	43	Amanuel David BRINTON	GBR IGAXTEAM	BEON	BRIDGES Moto4	12	23:42.164	+0.705 119.5	5	1:56.816	121.2
4	11	Jesus TORRES CABRERA	ESP HMA RACING	BEON	BRIDGES Moto4	12	23:42.221	+0.762 119.5	5	1:57.088	120.9
5	69	Fernando BUJOSA GARCIA	ESP MALLORCA NEW LIMITS	MIR RACING	BRIDGES Moto4	12	23:42.462	+1.003 119.4	2	1:57.323	120.7
6	25	Gonzalo PEREZ ALVAREZ	ESP SCHOOL TEAM MONLAU REPSOL	BEON	BRIDGES Moto4	12	23:45.828	+4.369 119.2	8	1:57.097	120.9
7	26	Jose Manuel OSUNA SAEZ	ESP JEREZ ANDALUCIA MOTOR TALENT	BEON	BRIDGES Moto4	12	23:46.263	+4.804 119.1	4	1:57.446	120.6
8	47	Antonio TORRES DOMINGUEZ	ESP JEREZ ANDALUCIA MOTOR TALENT	BEON	BRIDGES Moto4	12	23:48.111	+6.652 119.0	7	1:57.725	120.3
9	34	Eitan Gabriel GRAS CORDON	URU AUSTING RACING &VHC LIQUI MOLY	BEON	BRIDGES Moto4	12	24:05.200	+23.741 117.6	4	1:58.946	119.0
10	17	Pedro ALOMAR BOVER	ESP MRE TALENT	CORSE	BRIDGES Moto4	12	24:11.349	+29.890 117.1	6	1:59.414	118.6
11	20	Pau ALSINA SANCHEZ	ESP MOTO SPORT TEAM	BEON	BRIDGES Moto4	12	24:14.198	+32.739 116.8	5	1:59.479	118.5
12	22	Ben Richard AUSTIN	GBR AUSTING RACING &VHC LIQUI MOLY	CORSE	BRIDGES Moto4	12	24:14.272	+32.813 116.8	6	1:59.675	118.3
13	38	Eduardo GUTIERREZ COBO	ESP APEX CARDOSO RACING	BEON	BRIDGES Moto4	12	24:36.903	+55.444 115.0	2	2:00.786	117.2
14	65	Izan CURIA ALIAGA	ESP IGAXTEAM	BEON	BRIDGES Moto4	12	24:52.390	+1:10.931 113.8	7	2:02.494	115.6
15	15	Jules ANDRIEU	FRA JFJ RACING TEAM	CORSE	BRIDGES Moto4	12	24:58.866	+1:17.407 113.4	7	2:03.241	114.9
No clasificados											
19	Pol SOLA FLORENSA	ESP SCHOOL TEAM MONLAU REPSOL	BEON	BRIDGES Moto4	11	21:25.526			8	1:55.341	122.8
45	Alex LONGARELA MONTES	ESP IGAXTEAM	BEON	BRIDGES Moto4	11	21:25.712			9	1:55.570	122.5
4	David GARCIA ALMANSA	ESP MRE TALENT	CORSE	BRIDGES Moto4	11	21:48.201			5	1:57.538	120.5
12	Adriano DONOSO RODRIGO	ESP BLUMACHMALLINSUALRACING	BEON	BRIDGES Moto4	11	21:48.204			4	1:57.402	120.6
28	Maximo MARTINEZ QUILES	ESP GASSS RACING TEAM	BEON	BRIDGES Moto4	10	19:38.877			8	1:55.554	122.5
14	Ivan UCEDA LOPEZ	ESP HAWKERS KARBUM JUNIOR TEAM	BEON	BRIDGES Moto4	10	19:50.007			5	1:57.003	121.0
10	Afonso DUARTE DE ALMEIDA	POR MIGUEL OLIVEIRA-FUN CLUB	BEON	BRIDGES Moto4	10	20:10.554			3	1:59.582	118.4

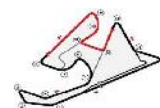
Pole:	Maximo MARTINEZ QUILES	1:56.006	122.1 Km/h
Vuelta rápida:	Vlt.8 Pol SOLA FLORENSA	1:55.341	122.8 Km/h

#22 3 SEG SANCIÓN AL TIEMPO FINAL POR EXCEDER REITERADAMENTE LIMITES DE PISTA

Hora de publicación:

Estado de pista: **SECO**

Director de Carrera:	Jefe de Cronometraje:
-----------------------------	------------------------------



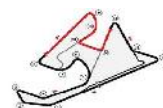


MOTO4 CAMPEONATO DE ESPAÑA DE SUPERBIKE

Carrera

Planing

Nº	Pos	Parrilla	Vit.												
			1	2	3	4	5	6	7	8	9	10	11	12	
28	1	28	28	28	28	28	28	28	28	28	28	28	19	19	51
27	2	27	45	45	45	45	45	45	45	45	45	45	45	45	27
45	3	45	19	19	19	19	19	19	19	19	19	19	28	43	43
19	4	19	69	69	69	69	69	51	51	51	43	51	51	11	11
69	5	69	27	51	51	51	51	69	69	43	51	43	69	69	69
51	6	51	11	11	27	27	27	11	43	69	11	27	11	25	25
43	7	43	51	27	11	11	11	27	11	11	69	69	27	26	26
11	8	11	43	43	43	43	43	43	27	27	27	11	25	47	47
12	9	12	4	4	26	26	12	26	14	26	26	4	4	34	34
4	10	4	47	26	12	12	26	12	26	14	4	26	12	22	22
34	11	34	26	12	4	14	14	14	12	12	14	14	26	17	17
47	12	47	12	47	47	47	4	4	4	4	25	25	47	20	20
26	13	26	14	14	14	4	47	47	47	47	12	12	34	38	38
14	14	14	25	25	25	25	25	25	25	25	47	47	22	65	65
20	15	20	34	34	34	34	34	34	34	34	34	34	17	15	15
25	16	25	20	10	10	10	10	10	10	22	10	10	20	20	20
17	17	17	17	10	17	22	22	22	22	10	22	22	38	38	38
10	18	10	22	17	20	17	17	17	17	17	17	17	65	65	65
38	19	38	10	22	22	20	20	20	20	20	20	20	15	15	15
22	20	22	38	38	38	38	38	38	38	38	38	38	38	38	38
65	21	65	15	65	65	65	65	65	65	65	65	65	65	65	65
15	22	15	65	15	15	15	15	15	15	15	15	15	15	15	15





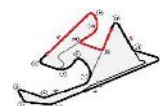
MOTO4

CAMPEONATO DE ESPAÑA DE SUPERBIKE

Carrera

Mejores tiempos de sector

Sector 1			Sector 2		Sector 3				Vuelta Ideal	Mejor Vuelta
Pos	Nº Piloto	Tiempo	Nº Piloto	Tiempo	Nº Piloto	Tiempo	Pos	Nº Piloto		
1	19 P.SOLA FLORENSA	31.887	45 A.LONGARELA MONTES	41.472	28 M.MARTINEZ QUILES	41.960	1	19 P.SOLA FLORENSA	1:55.341	1:55.341 (1)
2	45 A.LONGARELA MONTES	31.997	28 M.MARTINEZ QUILES	41.474	19 P.SOLA FLORENSA	41.973	2	45 A.LONGARELA MONTES	1:55.514	1:55.570 (3)
3	14 I.LUCEDA LOPEZ	32.075	19 P.SOLA FLORENSA	41.481	45 A.LONGARELA MONTES	42.045	3	28 M.MARTINEZ QUILES	1:55.530	1:55.554 (2)
4	28 M.MARTINEZ QUILES	32.096	43 A.BRINTON	41.994	43 A.BRINTON	42.328	4	43 A.BRINTON	1:56.448	1:56.816 (4)
5	43 A.BRINTON	32.126	51 B.URIARTE DIEGO	42.011	27 R.SALMELA	42.421	5	11 J.TORRES CABRERA	1:56.918	1:57.088 (6)
6	26 J.OSUNA SAEZ	32.209	4 D.GARCIA ALMANSA	42.018	25 G.PEREZ ALVAREZ	42.466	6	14 I.LUCEDA LOPEZ	1:56.935	1:57.003 (5)
7	11 J.TORRES CABRERA	32.351	69 F.BUJOSA GARCIA	42.068	11 J.TORRES CABRERA	42.487	7	51 B.URIARTE DIEGO	1:56.964	1:57.089 (7)
8	51 B.URIARTE DIEGO	32.374	11 J.TORRES CABRERA	42.080	12 A.DONOSO RODRIGO	42.518	8	25 G.PEREZ ALVAREZ	1:56.965	1:57.097 (8)
9	69 F.BUJOSA GARCIA	32.402	25 G.PEREZ ALVAREZ	42.089	51 B.URIARTE DIEGO	42.579	9	27 R.SALMELA	1:57.081	1:57.347 (10)
10	25 G.PEREZ ALVAREZ	32.410	47 A.TORRES DOMINGUEZ	42.147	14 I.LUCEDA LOPEZ	42.581	10	69 F.BUJOSA GARCIA	1:57.185	1:57.323 (9)
11	12 A.DONOSO RODRIGO	32.457	27 R.SALMELA	42.150	4 D.GARCIA ALMANSA	42.628	11	26 J.OSUNA SAEZ	1:57.238	1:57.446 (12)
12	47 A.TORRES DOMINGUEZ	32.487	26 J.OSUNA SAEZ	42.151	69 F.BUJOSA GARCIA	42.715	12	4 D.GARCIA ALMANSA	1:57.290	1:57.538 (13)
13	27 R.SALMELA	32.510	14 I.LUCEDA LOPEZ	42.279	47 A.TORRES DOMINGUEZ	42.785	13	12 A.DONOSO RODRIGO	1:57.315	1:57.402 (11)
14	34 E.GRAS CORDON	32.539	12 A.DONOSO RODRIGO	42.340	26 J.OSUNA SAEZ	42.878	14	47 A.TORRES DOMINGUEZ	1:57.419	1:57.725 (14)
15	4 D.GARCIA ALMANSA	32.644	34 E.GRAS CORDON	42.699	34 E.GRAS CORDON	43.334	15	34 E.GRAS CORDON	1:58.572	1:58.946 (15)
16	10 A.DUARTE DE ALMEIDA	32.707	20 P.ALSINA SANCHEZ	42.915	17 P.ALOMAR BOVER	43.468	16	22 B.AUSTIN	1:59.255	1:59.675 (19)
17	22 B.AUSTIN	32.746	22 B.AUSTIN	42.938	20 P.ALSINA SANCHEZ	43.469	17	20 P.ALSINA SANCHEZ	1:59.257	1:59.479 (17)
18	17 P.ALOMAR BOVER	32.843	17 P.ALOMAR BOVER	43.014	22 B.AUSTIN	43.571	18	17 P.ALOMAR BOVER	1:59.325	1:59.414 (16)
19	20 P.ALSINA SANCHEZ	32.873	10 A.DUARTE DE ALMEIDA	43.043	10 A.DUARTE DE ALMEIDA	43.653	19	10 A.DUARTE DE ALMEIDA	1:59.403	1:59.582 (18)
20	38 E.GUTIERREZ COBO	33.420	38 E.GUTIERREZ COBO	43.269	38 E.GUTIERREZ COBO	44.097	20	38 E.GUTIERREZ COBO	2:00.786	2:00.786 (20)
21	65 I.CURIA ALIAGA	33.962	65 I.CURIA ALIAGA	43.990	65 I.CURIA ALIAGA	44.426	21	65 I.CURIA ALIAGA	2:02.378	2:02.494 (21)
22	15 J.ANDRIEU	33.991	15 J.ANDRIEU	44.292	15 J.ANDRIEU	44.745	22	15 J.ANDRIEU	2:03.028	2:03.241 (22)





CIRCUITO DE NAVARRA 3.933 m.

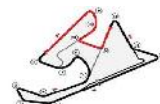
MOTO4


CAMPEONATO DE ESPAÑA DE SUPERBIKE

Después de Carrera

Velocidad máxima del evento

Nº Piloto	Equipo	Moto	Clase	V.Max	Vit.	Sesión
19 Poi SOLA FLORENSA	SCHOOL TEAM MONLAU REPSOL	BEON	Moto4	178.2	9	Carrera
26 Jose Manuel OSUNA SAEZ	JEREZ ANDALUCIA MOTOR TALENT		Moto4	177.3	5	Carrera
43 Amanuel David BRINTON	IGAXTEAM	BEON	Moto4	175.0	6	Carrera
51 Brian URIARTE DIEGO	SCHOOL TEAM MONLAU REPSOL	BEON	Moto4	174.8	10	Carrera
14 Ivan UCEDA LOPEZ	HAWKERS KARBUM JUNIOR TEAM	BEON	Moto4	174.5	2	Carrera
25 Gonzalo PEREZ ALVAREZ	SCHOOL TEAM MONLAU REPSOL	BEON	Moto4	173.9	4	Warm UP
45 Alex LONGARELA MONTES	IGAXTEAM	BEON	Moto4	173.6	14	Entrenamiento Cronome
22 Ben Richard AUSTIN	AUSTING RACING & VHC LIQUI MOLY	CORSE	Moto4	171.7	3	Carrera
47 Antonio TORRES DOMINGUEZ	JEREZ ANDALUCIA MOTOR TALENT		Moto4	171.7	2	Carrera
69 Fernando BUJOSA GARCIA	MALLORCA NEW LIMITS	MIR RACING	Moto4	171.7	11	Carrera
34 Eitan Gabriel GRAS CORDON	AUSTING RACING & VHC LIQUI MOLY		Moto4	171.4	4	Warm UP
10 Afonso DUARTE DE ALMEIDA	MIGUEL OLIVEIRA-FUN CLUB	BEON	Moto4	171.2	2	Carrera
28 Maximo MARTINEZ QUILES	GASSS RACING TEAM	BEON	Moto4	171.2	6	Carrera
11 Jesus TORRES CABRERA	HMA RACING	BEON	Moto4	170.9	7	Carrera
20 Pau ALSINA SANCHEZ	MOTO SPORT TEAM		Moto4	170.9	9	Carrera
12 Adriano DONOSO RODRIGO	BLUMAQHMALLINSUALRACING	BEON	Moto4	170.6	2	Carrera
27 Rico SALMELA	HMA RACING	BEON	Moto4	170.6	7	Carrera
17 Pedro ALOMAR BOVER	MRE TALENT	CORSE	Moto4	170.3	2	Carrera
4 David GARCIA ALMANSA	MRE TALENT	CORSE	Moto4	170.1	5	Carrera
65 Izan CURIA ALIAGA	IGAXTEAM	BEON	Moto4	169.0	2	Carrera
38 Eduardo GUTIERREZ COBO	APEX CARDOSO RACING		Moto4	167.2	2	Carrera
15 Jules ANDRIEU	JFJ RACING TEAM	CORSE	Moto4	166.9	10	Entrenamiento Cronome





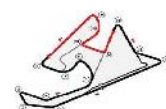
MOTO4

CAMPEONATO DE ESPAÑA DE SUPERBIKE

Carrera

Secuencia de líderes por Clase

Nº	Piloto	Equipo	Moto	Vuelta a	Vuelta Final	Vlts.	Total Vlts.
Moto4							
28	Maximo MARTINEZ QUILES	GASSS RACING TEAM	BEON	1	9	9	9
19	Pol SOLA FLORENSA	SCHOOL TEAM MONLAU REPSOL	BEON	10	11	2	2
51	Brian URIARTE DIEGO	SCHOOL TEAM MONLAU REPSOL	BEON	12	12	1	1






MOTO4

CAMPEONATO DE ESPAÑA DE SUPERBIKE

Carrera

Secuencia de vueltas rápidas

T. Sesión	Nº Piloto	Equipo	Moto	Clase	Tiempo	Km/h	Vlt.
3:59.740	28 Maximo MARTINEZ QUILES	GASSS RACING TEAM	BEON	Moto4	1:56.593	121.4	2
3:59.936	45 Alex LONGARELA MONTES	IGAXTEAM	BEON	Moto4	1:56.522	121.5	2
4:00.086	19 Pol SOLA FLORENSA	SCHOOL TEAM MONLAU REPSOL	BEON	Moto4	1:56.253	121.8	2
7:52.110	28 Maximo MARTINEZ QUILES	GASSS RACING TEAM	BEON	Moto4	1:55.951	122.1	4
11:44.336	28 Maximo MARTINEZ QUILES	GASSS RACING TEAM	BEON	Moto4	1:55.721	122.4	6
15:36.040	28 Maximo MARTINEZ QUILES	GASSS RACING TEAM	BEON	Moto4	1:55.554	122.5	8
15:36.719	19 Pol SOLA FLORENSA	SCHOOL TEAM MONLAU REPSOL	BEON	Moto4	1:55.341	122.8	8





MOTO4


CAMPEONATO DE ESPAÑA DE SUPERBIKE

Carrera

Tiempos por vuelta

Piloto Doblado

Nº	Tiempo	Dif.	Nº	Tiempo	Dif.	Nº	Tiempo	Dif.	Nº	Tiempo	Dif.	Nº	Tiempo	Dif.						
Vlt. 1			27	1:57.561	5.191	47	1:58.257	11.258	38	2:02.850	42.175	28	2:07.189	10.281	51	1:58.169	16.513	43	1:58.437	16.724
28	2:03.147	0.000	11	1:57.914	5.273	25	1:57.908	13.148	65	2:02.494	53.973	15	2:03.241	56.847	27	1:58.070	16.826	69	1:58.276	16.931
45	2:03.414	0.267	43	1:58.320	6.250	34	1:59.482	16.403	Vlt. 8			11	1:58.394	16.977	4	1:58.373	21.174			
19	2:03.833	0.686	26	1:58.376	6.827	10	1:59.919	19.537	28	1:55.554		4	1:58.373	21.174	26	1:58.541	21.273			
69	2:04.403	1.256	12	1:58.004	6.920	22	1:59.778	20.492	45	1:55.810	0.387	14	1:58.250	21.411	14	1:58.250	21.411			
27	2:05.149	2.002	4	1:58.693	6.930	17	1:59.602	20.860	19	1:55.341	0.679	25	1:58.259	21.514	12	1:58.441	21.712			
11	2:05.171	2.024	47	1:58.471	7.420	20	1:59.479	20.921	51	1:57.913	12.642	47	1:58.486	22.079	34	1:59.731	34.707			
51	2:05.205	2.058	14	1:57.870	8.243	38	2:02.586	28.287	43	1:57.755	13.015	10	2:00.673	41.958	22	2:00.643	42.037			
43	2:05.917	2.770	25	1:58.557	9.849	65	2:03.204	40.321	69	1:58.046	13.282	17	2:00.300	42.289	20	2:00.464	42.457			
4	2:06.452	3.305	34	1:59.009	10.431	15	2:03.710	41.477	11	1:57.980	13.457	38	2:02.900	1:02.675	65	2:02.867	1:14.401			
47	2:06.642	3.495	10	1:59.582	12.361	Vlt. 6			15	2:03.923	1:21.025	19	1:56.930							
26	2:06.777	3.630	17	1:59.860	13.132	28	1:55.721		47	1:58.044	17.629	45	1:57.021	0.186						
12	2:06.810	3.663	20	2:00.435	13.176	45	1:55.821	0.151	25	1:57.097	18.285	43	1:58.288	18.082						
14	2:07.615	4.468	22	1:59.703	13.342	19	1:56.145	1.302	34	1:59.830	28.019	51	1:58.738	18.321						
25	2:07.935	4.788	38	2:01.574	16.189	51	1:57.089	8.930	10	2:00.764	33.389	69	1:58.339	18.340						
34	2:08.352	5.205	65	2:04.080	26.100	69	1:57.971	8.993	17	2:00.636	33.646	11	1:58.295	18.342						
20	2:08.716	5.569	15	2:04.121	26.509	11	1:57.092	9.269	20	2:00.597	33.772	27	1:58.579	18.475						
17	2:08.903	5.756	Vlt. 4			27	1:57.347	9.429	38	2:03.032	49.653	25	1:57.699	22.283						
22	2:08.971	5.824	28	1:55.951		43	1:57.214	9.587	65	2:02.861	1:01.280	4	1:58.431	22.675						
10	2:09.313	6.166	45	1:56.217	0.439	26	1:57.916	11.964	15	2:03.864	1:05.157	12	1:57.896	22.678						
38	2:09.988	6.841	19	1:56.427	0.944	12	1:58.090	12.023	10	2:00.298	24.114	26	1:58.338	22.681						
15	2:12.525	9.378	69	1:57.899	5.248	14	1:57.954	12.090	17	2:00.636	33.646	47	1:58.137	23.286						
65	2:12.907	9.760	51	1:57.474	6.593	4	1:57.623	13.022	20	2:00.597	33.772	34	2:00.575	38.352						
Vlt. 2			27	1:57.517	6.757	47	1:58.027	13.564	38	2:03.032	49.653	22	2:00.302	45.409						
28	1:56.593		11	1:57.993	7.315	25	1:57.943	15.370	65	2:02.861	1:01.280	17	2:00.586	45.945						
45	1:56.522	0.196	43	1:57.484	7.783	34	1:59.732	20.414	15	2:03.864	1:05.157	20	2:01.555	47.082						
19	1:56.253	0.346	26	1:57.446	8.322	10	2:00.298	24.114	10	2:00.764	33.389	38	2:03.063	1:08.808						
69	1:57.323	1.986	12	1:57.402	8.371	22	1:59.675	24.446	17	2:00.636	33.646	65	2:04.055	1:21.526						
51	1:58.291	3.756	14	1:57.067	9.359	17	1:59.414	24.553	20	2:00.597	33.772	15	2:04.406	1:28.501						
11	1:58.347	3.778	47	1:58.037	9.506	20	1:59.715	24.915	38	2:03.032	49.653	27	1:58.579	18.475						
27	1:58.640	4.049	4	1:59.108	10.087	38	2:02.909	35.475	65	2:02.861	1:01.280	25	1:57.699	22.283						
43	1:58.172	4.349	25	1:57.847	11.745	65	2:03.029	47.629	15	2:03.864	1:05.157	4	1:58.431	22.675						
4	1:57.944	4.656	34	1:58.946	13.426	15	2:04.000	49.756	10	2:00.764	33.389	12	1:57.896	22.678						
26	1:57.833	4.870	10	1:59.713	16.123	Vlt. 7			51	1:58.258	15.252	47	1:58.137	23.286						
12	1:58.265	5.335	22	1:59.828	17.219	28	1:56.150		11	1:57.682	15.491	34	2:00.575	38.352						
47	1:58.466	5.368	17	2:00.582	17.763	45	1:56.130	0.131	69	1:57.929	15.563	22	2:00.302	45.409						
14	1:58.917	6.792	20	2:00.722	17.947	19	1:55.740	0.892	27	1:57.794	15.664	17	2:00.586	45.945						
25	1:59.516	7.711	38	2:01.968	22.206	51	1:57.503	10.283	26	1:58.290	19.640	20	2:01.555	47.082						
34	1:59.229	7.841	65	2:03.473	33.622	69	1:57.947	10.790	4	1:57.938	19.709	38	2:03.063	1:08.808						
20	2:00.184	9.160	15	2:03.714	34.272	43	1:57.377	10.814	14	1:58.666	20.069	65	2:04.055	1:21.526						
10	1:59.625	9.198	Vlt. 5			11	1:57.912	11.031	25	1:57.526	20.163	12	1:58.469	20.179						
17	2:00.528	9.691	28	1:56.505		27	1:57.916	11.195	12	1:58.469	20.179	47	1:58.520	20.501						
22	2:00.827	10.058	45	1:56.117	0.051	14	1:58.110	14.050	34	1:59.513	31.884	34	1:59.513	31.884						
38	2:00.786	11.034	19	1:56.439	0.878	26	1:58.488	14.302	10	2:00.452	38.193	22	2:00.452	38.193						
65	2:05.272	18.439	69	1:58.000	6.743	12	1:58.633	14.506	22	2:00.953	38.302	22	2:00.953	38.302						
15	2:06.022	18.807	51	1:57.474	7.562	4	1:57.643	14.515	17	2:00.899	38.897	11	1:58.353	0.762						
Vlt. 3			27	1:57.551	7.803	47	1:57.725	15.139	20	2:00.777	38.901	69	1:58.596	1.003						
28	1:56.419		11	1:57.088	7.898	25	1:57.522	16.742	38	2:02.678	56.683	25	1:58.019	4.369						
45	1:56.396	0.173	43	1:56.816	8.094	34	1:59.479	23.743	65	2:02.810	1:08.442	26	1:58.056	4.804						
19	1:56.541	0.468	12	1:57.788	9.654	10	2:00.215	28.179	15	2:04.501	1:14.010	47	1:59.299	6.652						
69	1:57.733	3.300	26	1:57.952	9.769	22	2:00.011	28.307	10	2:00.452	38.193	34	2:01.322	23.741						
51	1:57.733	5.070	14	1:57.003	9.857	17	2:00.161	28.564	22	2:00.337	29.813	22	2:00.337	29.813						
			4	1:57.538	11.120	20	1:59.964	28.729	19	1:56.382		17	1:59.878	29.890						
									45	1:56.694	0.095	20	2:01.590	32.739						





CIRCUITO DE NAVARRA 3.933 m.

MOTO4

CAMPEONATO DE ESPAÑA DE SUPERBIKE

Carrera

Tiempos por vuelta

Piloto Doblado

Nº	Tiempo	Dif.	Nº	Tiempo	Dif.	Nº	Tiempo	Dif.	Nº	Tiempo	Dif.	Nº	Tiempo	Dif.
38	2:02.569	55.444												
65	2:05.338	1:10.931												
15	2:04.839	1:17.407												





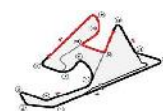
MOTO4 CAMPEONATO DE ESPAÑA DE SUPERBIKE

Carrera

Vuelta a vuelta

Mejor Personal Mejor de la sesión Cruzando por el pit lane

Vlt.	Tiempo	Sector 1	Sector 2	Sector 3	Km/h	T. Sesión	Vlt.	Tiempo	Sector 1	Sector 2	Sector 3	Km/h	T. Sesión
4	David GARCIA ALMANSA ESP												
	MRE TALENT CORSE												
1	2:06.452	40.067	42.850	43.535	112.0	2:06.452							
2	1:57.944	32.886	42.313	42.745	120.0	4:04.396							
3	1:58.693	32.655	42.854	43.184	119.3	6:03.089							
4	1:59.108	33.985	42.197	42.926	118.9	8:02.197							
5	1:57.538	32.686	42.018	42.834	120.5	9:59.735							
6	1:57.623	32.658	42.298	42.667	120.4	11:57.358							
7	1:57.643	32.644	42.030	42.969	120.4	13:55.001							
8	1:58.458	32.782	42.626	43.050	119.5	15:53.459							
9	1:57.938	33.032	42.278	42.628	120.1	17:51.397							
10	1:58.373	32.996	42.258	43.119	119.6	19:49.770							
11	1:58.431	33.269	42.435	42.727	119.6	21:48.201							
10	Afonso DUARTE DE ALMEIDA POR												
	MIGUEL OLIVEIRA-FUN CLUB BEON												
1	2:09.313	41.725	43.755	43.833	109.5	2:09.313							
2	1:59.625	32.847	43.043	43.735	118.4	4:08.938							
3	1:59.582	32.707	43.222	43.653	118.4	6:08.520							
4	1:59.713	32.809	43.111	43.793	118.3	8:08.233							
5	1:59.919	32.960	43.083	43.876	118.1	10:08.152							
6	2:00.298	33.217	43.166	43.915	117.7	12:08.450							
7	2:00.215	33.296	43.142	43.777	117.8	14:08.665							
8	2:00.764	33.691	43.243	43.830	117.2	16:09.429							
9	2:00.452	33.037	43.208	44.207	117.5	18:09.881							
10	2:00.673	33.472	43.275	43.926	117.3	20:10.554							
11	Jesus TORRES CABRERA ESP												
	HMA RACING BEON												
1	2:05.171	39.410	42.760	43.001	113.1	2:05.171							
2	1:58.347	32.834	42.603	42.910	119.6	4:03.518							
3	1:57.914	32.767	42.506	42.641	120.1	6:01.432							
4	1:57.993	32.690	42.581	42.722	120.0	7:59.425							
5	1:57.088	32.400	42.201	42.487	120.9	9:56.513							
6	1:57.092	32.351	42.080	42.661	120.9	11:53.605							
7	1:57.912	32.765	42.535	42.612	120.1	13:51.517							
8	1:57.980	32.397	42.674	42.909	120.0	15:49.497							
9	1:57.682	32.400	42.243	43.039	120.3	17:47.179							
10	1:58.394	32.636	43.171	42.587	119.6	19:45.573							
11	1:58.295	32.637	42.615	43.043	119.7	21:43.868							
12	1:58.353	32.824	42.630	42.899	119.6	23:42.221							
12	Adriano DONOSO RODRIGO ESP												
	BLUMAQHMALLINSUALRACING BEON												
1	2:06.810	40.584	43.346	42.880	111.7	2:06.810							
2	1:58.265	32.845	42.496	42.924	119.7	4:05.075							
3	1:58.004	32.457	42.547	43.000	120.0	6:03.079							
4	1:57.402	32.489	42.395	42.518	120.6	8:00.481							
5	1:57.788	32.648	42.373	42.767	120.2	9:58.269							
6	1:58.090	32.799	42.340	42.951	119.9	11:56.359							
7	1:58.633	32.768	42.706	43.159	119.3	13:54.992							
8	1:58.406	32.546	42.629	43.231	119.6	15:53.398							
9	1:58.469	32.948	42.651	42.870	119.5	17:51.867							
10	1:58.441	32.829	42.818	42.794	119.5	19:50.308							
11	1:57.896	32.924	42.407	42.565	120.1	21:48.204							
14	Ivan UCEDA LOPEZ ESP												
	HAWKERS KARBUM JUNIOR TEAM BEON												
1	2:07.615	40.195	43.287	44.133	110.9	2:07.615							
2	1:58.917	32.258	43.134	43.525	119.1	4:06.532							
3	1:57.870	32.309	42.621	42.940	120.1	6:04.402							
4	1:57.067	32.126	42.279	42.662	120.9	8:01.469							
5	1:57.003	32.075	42.347	42.581	121.0	9:58.472							
6	1:57.954	32.711	42.456	42.787	120.0	11:56.426							
7	1:58.110	32.383	42.641	43.086	119.9	13:54.536							
8	1:58.555	32.655	42.619	43.281	119.4	15:53.091							
9	1:58.666	33.086	42.345	43.235	119.3	17:51.757							
10	1:58.250	32.698	42.539	43.013	119.7	19:50.007							
15	Jules ANDRIEU FRA												
	JFJ RACING TEAM CORSE												
1	2:12.525	42.249	44.954	45.322	106.8	2:12.525							
2	2:06.022	34.540	45.581	45.901	112.4	4:18.547							
3	2:04.121	34.375	44.717	45.029	114.1	6:22.668							
4	2:03.714	34.146	44.698	44.870	114.4	8:26.382							
5	2:03.710	34.116	44.679	44.915	114.5	10:30.092							
6	2:04.000	34.426	44.829	44.745	114.2	12:34.092							
7	2:03.241	33.991	44.292	44.958	114.9	14:37.333							
8	2:03.864	34.028	44.515	45.321	114.3	16:41.197							
9	2:04.501	34.658	44.539	45.304	113.7	18:45.698							
10	2:03.923	34.172	44.751	45.000	114.3	20:49.621							
11	2:04.406	34.315	45.131	44.960	113.8	22:54.027							
12	2:04.839	34.891	44.903	45.045	113.4	24:58.866							
17	Pedro ALOMAR BOVER ESP												
	MRE TALENT CORSE												
1	2:08.903	41.274	43.772	43.857	109.8	2:08.903							
2	2:00.528	32.854	43.764	43.910	117.5	4:09.431							
3	1:59.860	32.870	43.183	43.807	118.1	6:09.291							
4	2:00.582	33.305	43.435	43.842	117.4	8:09.873							
5	1:59.602	32.843	43.155	43.604	118.4	10:09.475							
6	1:59.414	32.872	43.014	43.528	118.6	12:08.889							
7	2:00.161	33.300	43.268	43.593	117.8	14:09.050							
8	2:00.636	33.812	43.200	43.624	117.4	16:09.686							
9	2:00.899	33.297	43.246	44.356	117.1	18:10.585							
10	2:00.300	33.468	43.185	43.647	117.7	20:10.885							
11	2:00.586	33.442	43.449	43.695	117.4	22:11.471							
12	1:59.878	33.222	43.188	43.468	118.1	24:11.349							
19	Poi SOLA FLORENSA ESP												
	SCHOOL TEAM MONLAU REPSOL BEON												
1	2:03.833	38.914	42.298	42.621	114.3	2:03.833							
2	1:56.253	32.116	41.872	42.265	121.8	4:00.086							
3	1:56.541	32.432	41.878	42.231	121.5	5:56.627							
4	1:56.427	32.062	42.156	42.209	121.6	7:53.054							
5	1:56.439	32.008	42.000	42.431	121.6	9:49.493							
6	1:56.145	32.025	41.831	42.289	121.9	11:45.638							
7	1:55.740	31.923	41.583	42.234	122.3	13:41.378							
8	1:55.341	31.887	41.481	41.973	122.8	15:36.719							
9	1:55.495	31.958	41.531	42.006	122.6	17:32.214							
10	1:56.382	32.185	41.874	42.323	121.7	19:28.596							
11	1:56.930	32.557	42.173	42.200	121.1	21:25.526							





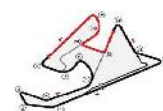
MOTO4 CAMPEONATO DE ESPAÑA DE SUPERBIKE

Carrera

Vuelta a vuelta

Mejor Personal Mejor de la sesión Cruzando por el pit lane

Vlt.	Tiempo	Sector 1	Sector 2	Sector 3	Km/h	T. Sesión	Vlt.	Tiempo	Sector 1	Sector 2	Sector 3	Km/h	T. Sesión	
20	Pau ALSINA SANCHEZ ESP							10	1:58.541	32.849	42.614	43.078	119.4	19:49.869
	MOTO SPORT TEAM							11	1:58.338	32.800	42.644	42.894	119.6	21:48.207
								12	1:58.056	32.650	42.528	42.878	119.9	23:46.263
1	2:08.716	41.027	43.768	43.921	110.0	2:08.716	27 Rico SALMELA FIN							
2	2:00.184	32.913	43.428	43.843	117.8	4:08.900	HMA RACING BEON							
3	2:00.435	33.253	43.512	43.670	117.6	6:09.335	1	2:05.149	39.574	42.419	43.156	113.1	2:05.149	
4	2:00.722	33.469	43.346	43.907	117.3	8:10.057	2	1:58.640	33.133	42.625	42.882	119.3	4:03.789	
5	1:59.479	32.873	43.137	43.469	118.5	10:09.536	3	1:57.561	32.641	42.183	42.737	120.4	6:01.350	
6	1:59.715	33.111	42.915	43.689	118.3	12:09.251	4	1:57.517	32.703	42.197	42.617	120.5	7:58.867	
7	1:59.964	33.142	43.210	43.612	118.0	14:09.215	5	1:57.551	32.788	42.150	42.613	120.4	9:56.418	
8	2:00.597	33.540	43.500	43.557	117.4	16:09.812	6	1:57.347	32.546	42.226	42.575	120.7	11:53.765	
9	2:00.777	33.473	43.089	44.215	117.2	18:10.589	7	1:57.916	33.065	42.230	42.621	120.1	13:51.681	
10	2:00.464	33.797	43.069	43.598	117.5	20:11.053	8	1:57.877	32.510	42.575	42.792	120.1	15:49.558	
11	2:01.555	33.504	44.068	43.983	116.5	22:12.608	9	1:57.794	32.555	42.335	42.904	120.2	17:47.352	
12	2:01.590	33.860	43.582	44.148	116.4	24:14.198	10	1:58.070	32.565	42.953	42.552	119.9	19:45.422	
22	Ben Richard AUSTIN GBR							11	1:58.579	32.715	42.708	43.156	119.4	21:44.001
	AUSTING RACING & VHC LIQUI MOL CORSE							12	1:57.622	32.777	42.424	42.421	120.4	23:41.623
1	2:08.971	41.529	43.748	43.694	109.8	2:08.971	28 Maximo MARTINEZ QUILES ESP							
2	2:00.827	32.936	44.110	43.781	117.2	4:09.798	GASSS RACING TEAM BEON							
3	1:59.703	32.746	43.386	43.571	118.3	6:09.501	1	2:03.147	38.505	42.117	42.525	115.0	2:03.147	
4	1:59.828	32.953	43.180	43.695	118.2	8:09.329	2	1:56.593	32.345	41.743	42.505	121.4	3:59.740	
5	1:59.778	33.043	43.131	43.604	118.2	10:09.107	3	1:56.419	32.350	41.759	42.310	121.6	5:56.159	
6	1:59.675	33.000	42.938	43.737	118.3	12:08.782	4	1:55.951	32.148	41.678	42.125	122.1	7:52.110	
7	2:00.011	33.055	43.328	43.628	118.0	14:08.793	5	1:56.505	32.238	42.031	42.236	121.5	9:48.615	
8	2:00.244	33.158	43.354	43.732	117.8	16:09.037	6	1:55.721	32.168	41.492	42.061	122.4	11:44.336	
9	2:00.953	33.565	43.385	44.003	117.1	18:09.990	7	1:56.150	32.131	41.895	42.124	121.9	13:40.486	
10	2:00.643	33.235	43.661	43.747	117.4	20:10.633	8	1:55.554	32.120	41.474	41.960	122.5	15:36.040	
11	2:00.302	33.366	43.319	43.617	117.7	22:10.935	9	1:55.648	32.096	41.578	41.974	122.4	17:31.688	
12	2:00.337	33.502	43.183	43.652	117.7	24:11.272	10	2:07.189	35.021	44.861	47.307	111.3	19:38.877	
25	Gonzalo PEREZ ALVAREZ ESP							34 Eitan Gabriel GRAS CORDON URU						
	SCHOOL TEAM MONLAU REPSOL BEON							AUSTING RACING & VHC LIQUI MOL						
1	2:07.935	41.164	43.219	43.552	110.7	2:07.935	1	2:08.352	40.799	43.785	43.768	110.3	2:08.352	
2	1:59.516	32.609	43.124	43.783	118.5	4:07.451	2	1:59.229	32.539	42.796	43.894	118.8	4:07.581	
3	1:58.557	32.887	42.620	43.050	119.4	6:06.008	3	1:59.009	32.912	42.760	43.337	119.0	6:06.590	
4	1:57.847	32.692	42.388	42.767	120.1	8:03.855	4	1:58.946	32.720	42.892	43.334	119.0	8:05.536	
5	1:57.908	32.630	42.445	42.833	120.1	10:01.763	5	1:59.482	33.073	42.748	43.661	118.5	10:05.018	
6	1:57.943	32.573	42.553	42.817	120.0	11:59.706	6	1:59.732	33.203	42.863	43.666	118.3	12:04.750	
7	1:57.522	32.652	42.284	42.586	120.5	13:57.228	7	1:59.479	33.378	42.699	43.402	118.5	14:04.229	
8	1:57.097	32.542	42.089	42.466	120.9	15:54.325	8	1:59.830	33.472	42.821	43.537	118.2	16:04.059	
9	1:57.526	32.410	42.423	42.693	120.5	17:51.851	9	1:59.513	33.258	42.747	43.508	118.5	18:03.572	
10	1:58.259	32.764	42.613	42.882	119.7	19:50.110	10	1:59.731	33.459	42.840	43.432	118.3	20:03.303	
11	1:57.699	32.557	42.314	42.828	120.3	21:47.809	11	2:00.575	33.462	42.948	44.165	117.4	22:03.878	
12	1:58.019	32.767	42.444	42.808	120.0	23:45.828	12	2:01.322	33.788	43.312	44.222	116.7	24:05.200	
26	Jose Manuel OSUNA SAEZ ESP							38 Eduardo GUTIERREZ COBO ESP						
	JEREZ ANDALUCIA MOTOR TALEN'							APEX CARDOSO RACING						
1	2:06.777	40.726	42.956	43.095	111.7	2:06.777	1	2:09.988	41.845	43.781	44.362	108.9	2:09.988	
2	1:57.833	32.414	42.531	42.888	120.2	4:04.610	2	2:00.786	33.420	43.269	44.097	117.2	4:10.774	
3	1:58.376	32.209	42.870	43.297	119.6	6:02.986	3	2:01.574	33.705	43.528	44.341	116.5	6:12.348	
4	1:57.446	32.400	42.151	42.895	120.6	8:00.432	4	2:01.968	33.789	43.736	44.443	116.1	8:14.316	
5	1:57.952	32.511	42.205	43.236	120.0	9:58.384	5	2:02.586	33.986	43.892	44.708	115.5	10:16.902	
6	1:57.916	32.490	42.306	43.120	120.1	11:56.300	6	2:02.909	34.289	43.927	44.693	115.2	12:19.811	
7	1:58.488	32.687	42.636	43.165	119.5	13:54.788	7	2:02.850	34.307	44.052	44.491	115.3	14:22.661	
8	1:58.250	32.623	42.490	43.137	119.7	15:53.038	8	2:03.032	34.506	44.033	44.493	115.1	16:25.693	
9	1:58.290	32.909	42.248	43.133	119.7	17:51.328								





MOTO4 CAMPEONATO DE ESPAÑA DE SUPERBIKE

Carrera

Vuelta a vuelta

■ Mejor Personal ■ Mejor de la sesión ■ Cruzando por el pit lane

Vlt.	Tiempo	Sector 1	Sector 2	Sector 3	Km/h	T. Sesión	Vlt.	Tiempo	Sector 1	Sector 2	Sector 3	Km/h	T. Sesión
9	2:02.678	34.195	43.891	44.592	115.4	18:28.371	7	1:57.503	32.913	42.011	42.579	120.5	13:50.769
10	2:02.900	34.303	44.067	44.530	115.2	20:31.271	8	1:57.913	32.899	42.283	42.731	120.1	15:48.682
11	2:03.063	34.473	44.082	44.508	115.1	22:34.334	9	1:58.258	32.806	42.313	43.139	119.7	17:46.940
12	2:02.569	34.352	43.836	44.381	115.5	24:36.903	10	1:58.169	32.826	42.578	42.765	119.8	19:45.109

43 Amanuel David BRINTON							65 Izan CURIA ALIAGA						
IGAXTEAM							IGAXTEAM						
BEON							BEON						
1	2:05.917	39.843	42.884	43.190	112.4	2:05.917	1	2:12.907	42.582	45.063	45.262	106.5	2:12.907
2	1:58.172	32.532	42.894	42.746	119.8	4:04.089	2	2:05.272	34.453	44.938	45.881	113.0	4:18.179
3	1:58.320	32.504	42.880	42.936	119.7	6:02.409	3	2:04.080	34.379	44.602	45.099	114.1	6:22.259
4	1:57.484	32.393	42.415	42.676	120.5	7:59.893	4	2:03.473	34.306	44.175	44.992	114.7	8:25.732
5	1:56.816	32.126	42.362	42.328	121.2	9:56.709	5	2:03.204	34.096	44.059	45.049	114.9	10:28.936
6	1:57.214	32.581	42.162	42.471	120.8	11:53.923	6	2:03.029	34.090	44.039	44.900	115.1	12:31.965
7	1:57.377	32.801	41.994	42.582	120.6	13:51.300	7	2:02.494	33.962	44.106	44.426	115.6	14:34.459
8	1:57.755	32.293	42.646	42.816	120.2	15:49.055	8	2:02.861	33.966	43.990	44.905	115.2	16:37.320
9	1:57.828	32.660	42.305	42.863	120.2	17:46.883	9	2:02.810	34.165	44.019	44.626	115.3	18:40.130
10	1:58.437	32.851	42.937	42.649	119.5	19:45.320	10	2:02.867	33.996	44.334	44.537	115.2	20:42.997
11	1:58.288	32.667	42.359	43.262	119.7	21:43.608	11	2:04.055	34.359	44.901	44.795	114.1	22:47.052
12	1:58.556	32.901	42.808	42.847	119.4	23:42.164	12	2:05.338	34.565	44.956	45.817	113.0	24:52.390

45 Alex LONGARELA MONTES							69 Fernando BUJOSA GARCIA						
IGAXTEAM							MALLORCA NEW LIMITS						
BEON							MIR RACING						
1	2:03.414	38.709	42.141	42.564	114.7	2:03.414	1	2:04.403	38.960	42.430	43.013	113.8	2:04.403
2	1:56.522	32.226	41.798	42.498	121.5	3:59.936	2	1:57.323	32.540	42.068	42.715	120.7	4:01.726
3	1:56.396	32.319	41.751	42.326	121.6	5:56.332	3	1:57.733	32.734	42.132	42.867	120.3	5:59.459
4	1:56.217	32.079	41.915	42.223	121.8	7:52.549	4	1:57.899	32.552	42.399	42.948	120.1	7:57.358
5	1:56.117	31.997	41.956	42.164	121.9	9:48.666	5	1:58.000	32.784	42.340	42.876	120.0	9:55.358
6	1:55.821	32.249	41.472	42.100	122.2	11:44.487	6	1:57.971	32.784	42.327	42.860	120.0	11:53.329
7	1:56.130	32.221	41.790	42.119	121.9	13:40.617	7	1:57.947	32.732	42.346	42.869	120.0	13:51.276
8	1:55.810	32.267	41.498	42.045	122.3	15:36.427	8	1:58.046	32.427	42.743	42.876	119.9	15:49.322
9	1:55.570	32.000	41.524	42.046	122.5	17:31.997	9	1:57.929	32.402	42.483	43.044	120.1	17:47.251
10	1:56.694	32.478	41.933	42.283	121.3	19:28.691	10	1:58.276	32.528	42.578	43.170	119.7	19:45.527
11	1:57.021	32.268	42.036	42.717	121.0	21:25.712	11	1:58.339	32.571	42.409	43.359	119.6	21:43.866
12	1:57.021	32.268	42.036	42.717	121.0	21:25.712	12	1:58.596	32.843	42.622	43.131	119.4	23:42.462

47 Antonio TORRES DOMINGUEZ						
JEREZ ANDALUCIA MOTOR TALEN'						
1	2:06.642	40.345	42.745	43.552	111.8	2:06.642
2	1:58.466	32.841	42.460	43.165	119.5	4:05.108
3	1:58.471	32.688	42.501	43.282	119.5	6:03.579
4	1:58.037	32.563	42.365	43.109	120.0	8:01.616
5	1:58.257	32.654	42.410	43.193	119.7	9:59.873
6	1:58.027	32.675	42.295	43.057	120.0	11:57.900
7	1:57.725	32.487	42.147	43.091	120.3	13:55.625
8	1:58.044	32.597	42.412	43.035	119.9	15:53.669
9	1:58.520	32.998	42.737	42.785	119.5	17:52.189
10	1:58.486	32.694	42.591	43.201	119.5	19:50.675
11	1:58.137	32.725	42.625	42.787	119.9	21:48.812
12	1:59.299	33.017	42.753	43.529	118.7	23:48.111

51 Brian URIARTE DIEGO						
SCHOOL TEAM MONLAU REPSOL						
BEON						
1	2:05.205	39.698	42.767	42.740	113.1	2:05.205
2	1:58.291	32.821	42.728	42.742	119.7	4:03.496
3	1:57.733	32.661	42.291	42.781	120.3	6:01.229
4	1:57.474	32.689	42.143	42.642	120.5	7:58.703
5	1:57.474	32.778	42.087	42.609	120.5	9:56.177
6	1:57.089	32.374	42.092	42.623	120.9	11:53.266

