

26 y 27 Septiembre

CIRCUITO DE JEREZ - ÁNGEL NIETO

1

MOTO4

ENTRENAMIENTOS CRONOMETRADOS

RESULTADOS ENTRENAMIENTOS

CONDICIONES ATMOSFERICAS: **Soleado**ESTADO DE LA PISTA: **Seca**

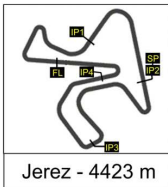
Ord. #	Piloto	Licencia	Club	Marca	NV	VR	Tiempo	Gap	Neumát	VMax
1	19	Pol SOLA	ESP SCHOOL TEAM MONLAU R	BEON	14	10	1:57.749	----	Bridgesto	169,2
2	43	Amanuel D BRINTON	GBR IGAXTEAM	BEON	14	14	1:57.823	0.074	Bridgesto	175,8
3	28	Maximo MARTINEZ	ESP GASSS RACING TEAM	BEON	12	9	1:57.868	0.119	Bridgesto	169,5
4	45	Alex LONGARELA	ESP IGAXTEAM	BEON	14	12	1:58.056	0.307	Bridgesto	174,7
5	51	Brian URIARTE	ESP SCHOOL TEAM MONLAU R	BEON	14	11	1:58.154	0.405	Bridgesto	170,6
6	27	Rico SALMELA	FIN LLINSUAL HMA RACING	BEON	14	13	1:58.155	0.406	Bridgesto	174,9
7	25	Gonzalo PEREZ	ESP SCHOOL TEAM MONLAU R	BEON	14	13	1:58.351	0.602	Bridgesto	177,1
8	12	Adriano DONOSO	ESP HMA LLINSUAL BLUMAQ	BEON	13	12	1:58.366	0.617	Bridgesto	175,1
9	11	Jesus TORRES	ESP HMA RACING	BEON	11	10	1:58.463	0.714	Bridgesto	175,3
10	4	David GARCIA	ESP MRE TALENT	CORSE	13	13	1:58.538	0.789	Bridgesto	165,9
11	69	Fernando BUJOSA	ESP MALLORCA NEW LIMITS	MIR RACIN	14	4	1:58.653	0.904	Bridgesto	175,9
12	47	Antonio TORRES	ESP JEREZ ANDALUCIA MOTO	TPR	13	12	1:58.719	0.970	Bridgesto	172,5
13	26	Jose Manuel OSUNA	ESP JEREZ ANDALUCIA MOTO	TPR	13	13	1:58.759	1.010	Bridgesto	175,0
14	20	Pau ALSINA	ESP MOTO SPORT TEAM		13	7	1:59.481	1.732	Bridgesto	170,9
15	34	Eitan G. GRAS	URU AUSTIN RACING & VHC LIQ	CORSE	14	8	1:59.677	1.928	Bridgesto	170,8
16	14	Ivan UCEDA	ESP HAWKERS KARBIUM JUNI	BEON	13	8	1:59.876	2.127	Bridgesto	165,6
17	82	Valentin PERRONE	ARG SMC RACING TIME ROTEK	ROTEK	14	13	1:59.904	2.155	Bridgesto	172,1
18	17	Pedro ALOMAR	ESP MRE TALENT	CORSE	14	12	2:00.149	2.400	Bridgesto	166,7
19	10	Afonso DUARTE	POR MIGUEL OLIVEIRA-FUN CL	BEON	13	13	2:00.588	2.839	Bridgesto	166,7
20	16	Uriel HIDALGO	ESP XCTECH	BEON	12	6	2:00.835	3.086	Bridgesto	168,6
21	38	Eduardo GUTIERREZ	ESP APEX CARDOSO RACING	TPR	12	7	2:01.324	3.575	Bridgesto	167,5
22	24	Owen VAN TRIGT	NED FUERTES TEAM	BEON	14	14	2:01.540	3.791	Bridgesto	168,5
23	22	Ben R AUSTIN	GBR AUSTIN RACING&VHC LIQ	CORSE	13	8	2:02.478	4.729	Bridgesto	172,2
24	37	Francisco PENALVA	ESP ALMA RACING TEAM	MIR RACIN	13	12	2:03.053	5.304	Bridgesto	159,0
25	6	Jose L. TORRALBA	ESP C.D TORRACING	CORSE	12	5	2:03.569	5.820	Bridgesto	165,6

Circuito de Jerez, 26 DE SEPTIEMBRE DE 2020

LOS COMISARIOS DEPORTIVOS	EL DIRECTOR DE CARRERA	EL JEFE DE CRONOMETRAJE
Hora:	Hora:	RESULTADOS PUBLICADOS A LAS 09:31 HORAS

Pág 1 de 1





26 y 27 Septiembre

CIRCUITO DE JEREZ - ÁNGEL NIETO

2

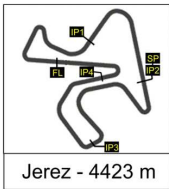
MOTO4 ENTRENAMIENTOS CRONOMETRADOS VUELTA A VUELTA

Vuelta	4	6	10	11	12	14	16	17	19	20	22	24
1	2:10.496	2:29.508	2:16.013	PIT EXIT	2:18.703	2:18.404	2:16.937	2:13.918	2:14.149	PIT EXIT	2:13.728	2:12.719
2	2:08.744	2:08.859	2:05.247	2:13.497	2:04.004	2:06.163	2:06.344	2:06.352	2:03.725	2:10.256	2:07.097	2:05.441
3	2:02.166	2:06.124	2:03.199	2:02.700	2:02.285	2:03.215	2:06.399	2:03.560	2:01.404	PIT EXIT	2:08.925	2:05.067
4	2:01.981	2:05.195	2:02.927	2:01.562	2:01.902	2:01.895	2:03.374	2:02.026	2:00.683	2:05.127	2:03.431	2:05.203
5	PIT EXIT	2:03.569*	2:02.012	2:00.820	PIT EXIT	PIT EXIT	2:02.282	2:01.314	2:03.890	2:00.927	PIT EXIT	2:04.970
6	2:03.321	2:04.080	2:02.227	PIT EXIT	2:05.228	2:02.921	2:00.835*	2:01.754	1:59.055	2:00.174	2:09.973	2:03.531
7	2:00.650	2:05.296	2:01.980	2:01.988	2:00.017	1:59.987	2:01.445	2:01.569	1:58.753	1:59.481*	2:06.384	2:03.194
8	2:00.088	PIT EXIT	PIT EXIT	1:59.017	2:00.276	1:59.876*	PIT EXIT	2:02.749	2:00.226	2:00.168	2:02.478*	PIT EXIT
9	1:59.934	2:14.975	2:06.299	1:58.723	1:59.575	PIT EXIT	2:06.810	PIT EXIT	1:58.853	2:05.097	2:03.319	2:09.269
10	PIT EXIT	2:05.335	2:02.002	1:58.463*	1:58.383	2:20.080	2:02.324	2:05.170	1:57.749*	2:01.745	PIT EXIT	2:02.538
11	2:07.761	2:04.396	2:01.836	1:59.176	1:58.654	2:00.564	PIT EXIT	2:01.163	1:58.524	PIT EXIT	2:06.372	2:01.965
12	2:00.541	2:05.009	2:01.497		1:58.366*	2:00.048	2:10.089	2:00.149*	PIT EXIT	2:03.343	2:04.936	2:02.414
13	1:58.538*		2:00.588*		1:58.600	1:59.936		2:00.320	2:01.762	2:00.929	2:02.959	2:01.715
14								2:05.652	1:58.336			2:01.540*

Vuelta	25	26	27	28	34	37	38	43	45	47	51	69
1	2:17.095	2:10.968	2:18.927	2:07.860	2:11.436	2:45.764	PIT EXIT	2:15.281	2:18.988	2:06.396	2:19.679	2:09.533
2	2:03.174	2:01.046	2:06.218	2:01.177	2:01.191	2:04.798	2:07.198	2:03.670	2:04.857	2:00.899	2:00.582	2:01.331
3	2:01.329	2:00.797	2:03.704	1:59.686	1:59.996	2:05.161	2:02.714	2:02.109	2:03.377	2:01.378	2:00.752	2:02.211
4	2:01.180	2:03.069	2:02.408	1:58.606	2:00.394	2:03.924	2:03.188	2:01.223	2:01.216	2:02.057	2:02.223	1:58.653*
5	2:00.806	2:00.588	2:01.737	PIT EXIT	2:02.365	2:03.884	2:03.862	2:01.143	1:59.440		2:00.520	2:01.101
6	2:00.170	1:59.205	2:01.036	2:01.889	1:59.770	2:03.659	2:01.813	2:01.143	2:02.360	1:59.931	2:00.116	2:03.197
7	2:00.409	PIT EXIT	2:01.296	1:58.979	2:00.211	2:03.382	2:01.324*	PIT EXIT	1:59.392	PIT EXIT	1:59.988	PIT EXIT
8	1:59.857	2:05.567	2:00.781	1:58.882	1:59.677*	2:03.638	2:02.348	2:07.743	2:04.879	2:05.754	2:00.745	2:07.554
9	2:00.615	2:00.767	PIT EXIT	1:57.868*	2:00.175	2:03.724	2:02.171	2:00.328	PIT EXIT	1:59.633	2:00.286	PIT EXIT
10	1:58.909	1:59.728	2:02.020	1:58.004	2:06.020	PIT EXIT	PIT EXIT	1:59.437	2:03.973	1:59.915	1:58.927	2:04.283
11	1:58.401	1:59.962	1:59.749	1:58.046	PIT EXIT	2:07.686	2:09.511	1:58.842	1:59.452	2:01.003	1:58.154*	1:58.971
12	1:58.653	1:59.381	1:58.997	2:00.148	2:09.235	2:03.053*	2:02.259	1:58.943	1:58.056*	1:58.719*	1:58.748	1:59.300
13	1:58.351*	1:58.759*	1:58.155*		2:03.610	2:03.449		1:58.941	1:59.162	1:59.113	1:58.303	2:04.035
14	1:58.387		1:58.684		1:59.866			1:57.823*	1:59.527		1:58.596	2:08.120

Vuelta	82											
1	2:09.162											
2	2:01.024											
3	2:00.815											
4	2:00.537											
5	2:00.751											
6	2:00.369											
7	2:00.355											
8	2:00.514											
9	2:00.197											
10	PIT EXIT											
11	2:04.820											
12	2:00.338											
13	1:59.904*											
14	1:59.909											





Jerez - 4423 m



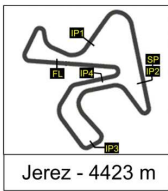
26 y 27 Septiembre

CIRCUITO DE JEREZ - ÁNGEL NIETO

2

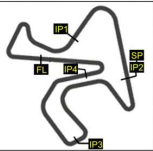
MOTO4 ENTRENAMIENTOS CRONOMETRADOS VUELTA A VUELTA

Vuelta	82													
--------	----	--	--	--	--	--	--	--	--	--	--	--	--	--



MOTO4 ENTRENAMIENTOS CRONOMETRADOS ANÁLISIS

Número	27		28		34		37		38		43		45		
	Vta	Sector	Vuelta	Sector	Vuelta	Sector	Vuelta	Sector	Vuelta	Sector	Vuelta	Sector	Vuelta		
1	IP1	35.560	35.560	33.896	33.896	35.336	35.336	1:08.04	1:08.046	33.462	33.462	34.694	34.694	40.418	40.418
	IP2	21.263	56.823	19.599	53.495	20.344	55.680	20.964	1:29.010	19.156	52.618	19.935	54.629	21.129	1:01.547
	IP3	40.467	1:37.290	36.157	1:29.650	37.427	1:33.107	36.958	2:05.968	37.096	1:29.714	39.057	1:33.686	37.609	1:39.156
	FL	41.637	2:18.927	38.208	2:07.862	38.329	2:11.436	39.796	2:45.764	4:23.83	PIT EXIT	41.595	2:15.281	39.832	2:18.988



Jerez - 4423 m



26 y 27 Septiembre

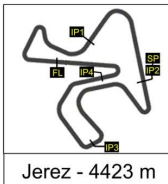
CIRCUITO DE JEREZ - ÁNGEL NIETO

3

MOTO4 ENTRENAMIENTOS CRONOMETRADOS ANALISIS

Número	47		51		69		82		0		0		0	
	Vta	Sector	Vuelta	Sector	Vuelta	Sector	Vuelta	Sector	Vuelta	Sector	Vuelta	Sector	Vuelta	
1	IP1	33.470	33.470	39.764	39.764	34.391	34.391	34.393	34.393					
	IP2	19.068	52.538	20.394	1:00.158	20.246	54.637	19.892	54.285					
	IP3	35.569	1:28.107	37.562	1:37.720	36.607	1:31.244	36.797	1:31.082					
	FL	38.289	2:06.396	41.959	2:19.679	38.289	2:09.533	38.080	2:09.162					
2	IP1	29.482	29.482	29.116	29.116	29.265	29.265	29.663	29.663					
	IP2	18.805	48.287	18.606	47.722	18.657	47.922	18.548	48.211					
	IP3	34.761	1:23.048	35.074	1:22.796	36.113	1:24.035	35.145	1:23.356					
	FL	37.851	2:00.899	37.786	2:00.582	37.296	2:01.331	37.668	2:01.024					
3	IP1	29.481	29.481	29.361	29.361	31.601	31.601	29.857	29.857					
	IP2	18.885	48.366	18.677	48.038	18.577	50.178	18.676	48.533					
	IP3	34.998	1:23.364	34.748	1:22.786	34.547	1:24.725	34.858	1:23.391					
	FL	38.014	2:01.378	37.966	2:00.752	37.486	2:02.211	37.424	2:00.815					
4	IP1	29.523	29.523	31.389	31.389	28.785	28.785	29.392	29.392					
	IP2	18.784	48.307	18.724	50.113	18.109	46.894	18.731	48.123					
	IP3	35.879	1:24.186	34.930	1:25.043	34.511	1:21.405	35.072	1:23.195					
	FL	37.871	2:02.057	37.180	2:02.223	37.248	1:58.653	37.342	2:00.537					
5	IP1	28.733	28.733	29.063	29.063	29.260	29.260	28.981	28.981					
	IP2	18.094	46.827	18.748	47.811	18.726	47.986	18.835	47.816					
	IP3	34.805	1:21.632	34.793	1:22.604	35.068	1:23.054	34.976	1:22.792					
	FL	1:07.01		37.916	2:00.520	38.047	2:01.101	37.959	2:00.751					
6	IP1			29.099	29.099	32.920	32.920	29.269	29.269					
	IP2	18.698	18.698	18.614	47.713	18.423	51.343	18.695	47.964					
	IP3	34.570	53.268	34.701	1:22.414	34.467	1:25.810	34.926	1:22.890					
	FL	37.594	1:59.931	37.702	2:00.116	37.387	2:03.197	37.479	2:00.369					
7	IP1	29.455	29.455	28.840	28.840	28.692	28.692	29.366	29.366					
	IP2	18.683	48.138	18.624	47.464	18.059	46.751	18.696	48.062					
	IP3	36.612	1:24.750	34.762	1:22.226	34.828	1:21.579	34.521	1:22.583					
	FL	4:15.88	PIT EXIT	37.762	1:59.988	57.214	PIT EXIT	37.772	2:00.355					
8	IP1	32.793	32.793	29.877	29.877	36.908	36.908	29.134	29.134					
	IP2	18.944	51.737	18.619	48.496	18.568	55.476	18.842	47.976					
	IP3	35.631	1:27.368	35.183	1:23.679	34.387	1:29.863	34.647	1:22.623					
	FL	38.386	2:05.754	37.066	2:00.745	37.691	2:07.554	37.891	2:00.514					
9	IP1	28.865	28.865	28.891	28.891	29.635	29.635	29.222	29.222					
	IP2	18.344	47.209	18.526	47.417	19.242	48.877	18.791	48.013					
	IP3	34.838	1:22.047	35.035	1:22.452	34.964	1:23.841	34.744	1:22.757					
	FL	37.586	1:59.633	37.834	2:00.286	1:36.00	PIT EXIT	37.440	2:00.197					
10	IP1	29.119	29.119	28.909	28.909	34.199	34.199	29.517	29.517					
	IP2	19.073	48.192	18.578	47.487	18.457	52.656	18.952	48.469					
	IP3	34.576	1:22.768	34.466	1:21.953	34.325	1:26.981	35.831	1:24.300					
	FL	37.147	1:59.915	36.974	1:58.927	37.302	2:04.283	2:05.15	PIT EXIT					
11	IP1	28.591	28.591	28.604	28.604	28.772	28.772	33.362	33.362					
	IP2	18.786	47.377	18.293	46.897	18.341	47.113	18.796	52.158					
	IP3	35.125	1:22.502	34.318	1:21.215	34.293	1:21.406	34.812	1:26.970					
	FL	38.501	2:01.003	36.939	1:58.154	37.565	1:58.971	37.850	2:04.820					
12	IP1	28.842	28.842	28.957	28.957	28.776	28.776	29.320	29.320					
	IP2	18.073	46.915	18.702	47.659	18.460	47.236	18.747	48.067					
	IP3	34.782	1:21.697	34.203	1:21.862	34.457	1:21.693	34.664	1:22.731					
	FL	37.022	1:58.719	36.886	1:58.748	37.607	1:59.300	37.607	2:00.338					
13	IP1	28.924	28.924	28.638	28.638	33.823	33.823	29.058	29.058					
	IP2	18.486	47.410	18.282	46.920	18.293	52.116	18.761	47.819					
	IP3	34.565	1:21.975	34.388	1:21.308	34.517	1:26.633	34.772	1:22.591					
	FL	37.138	1:59.113	36.995	1:58.303	37.402	2:04.035	37.313	1:59.904					
14	IP1			28.650	28.650	34.072	34.072	28.930	28.930					
	IP2			18.323	46.973	21.486	55.558	18.791	47.721					
	IP3			34.306	1:21.279	35.288	1:30.846	34.582	1:22.303					
	FL			37.317	1:58.596	37.274	2:08.120	37.606	1:59.909					





Jerez - 4423 m



26 y 27 Septiembre

CIRCUITO DE JEREZ - ÁNGEL NIETO

4

MOTO4

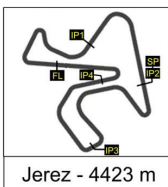
ENTRENAMIENTOS CRONOMETRADOS

40 MEJORES VUELTAS

Dorsal	Piloto	Nat	Equipo	Maq.	Hora	Vuelta	Tiempo
19	Pol SOLA	ESP	SCHOOL TEAM MONLAU REPSO	BEON	9:22:28	10	1:57.749
43	Amanuel D BRINTON	GBR	IGAXTEAM	BEON	9:30:26	14	1:57.823
28	Maximo MARTINEZ	ESP	GASSS RACING TEAM	BEON	9:24:12	9	1:57.868
28	Maximo MARTINEZ	ESP	GASSS RACING TEAM	BEON	9:26:10	10	1:58.004
28	Maximo MARTINEZ	ESP	GASSS RACING TEAM	BEON	9:28:08	11	1:58.046
45	Alex LONGARELA	ESP	IGAXTEAM	BEON	9:26:28	12	1:58.056
51	Brian URIARTE	ESP	SCHOOL TEAM MONLAU REPSO	BEON	9:24:29	11	1:58.154
27	Rico SALMELA	FIN	LLINSUAL HMA RACING	BEON	9:28:27	13	1:58.155
51	Brian URIARTE	ESP	SCHOOL TEAM MONLAU REPSO	BEON	9:28:26	13	1:58.303
19	Pol SOLA	ESP	SCHOOL TEAM MONLAU REPSO	BEON	9:30:46	14	1:58.336
25	Gonzalo PEREZ	ESP	SCHOOL TEAM MONLAU REPSO	BEON	9:28:26	13	1:58.351
12	Adriano DONOSO	ESP	HMA LLINSUAL BLUMAQ	BEON	9:28:27	12	1:58.366
12	Adriano DONOSO	ESP	HMA LLINSUAL BLUMAQ	BEON	9:24:30	10	1:58.383
25	Gonzalo PEREZ	ESP	SCHOOL TEAM MONLAU REPSO	BEON	9:30:25	14	1:58.387
25	Gonzalo PEREZ	ESP	SCHOOL TEAM MONLAU REPSO	BEON	9:24:29	11	1:58.401
11	Jesus TORRES	ESP	HMA RACING	BEON	9:28:26	10	1:58.463
19	Pol SOLA	ESP	SCHOOL TEAM MONLAU REPSO	BEON	9:24:26	11	1:58.524
4	David GARCIA	ESP	MRE TALENT	CORSE	9:30:26	13	1:58.538
51	Brian URIARTE	ESP	SCHOOL TEAM MONLAU REPSO	BEON	9:30:25	14	1:58.596
12	Adriano DONOSO	ESP	HMA LLINSUAL BLUMAQ	BEON	9:30:26	13	1:58.600
28	Maximo MARTINEZ	ESP	GASSS RACING TEAM	BEON	9:09:30	4	1:58.606
25	Gonzalo PEREZ	ESP	SCHOOL TEAM MONLAU REPSO	BEON	9:26:28	12	1:58.653
69	Fernando BUJOSA	ESP	MALLORCA NEW LIMITS	MIR RACIN	9:08:40	4	1:58.653
12	Adriano DONOSO	ESP	HMA LLINSUAL BLUMAQ	BEON	9:26:29	11	1:58.654
27	Rico SALMELA	FIN	LLINSUAL HMA RACING	BEON	9:30:25	14	1:58.684
47	Antonio TORRES	ESP	JEREZ ANDALUCIA MOTOR TALE	TPR	9:28:27	12	1:58.719
11	Jesus TORRES	ESP	HMA RACING	BEON	9:26:28	9	1:58.723
51	Brian URIARTE	ESP	SCHOOL TEAM MONLAU REPSO	BEON	9:26:28	12	1:58.748
19	Pol SOLA	ESP	SCHOOL TEAM MONLAU REPSO	BEON	9:16:31	7	1:58.753
26	Jose Manuel OSUNA	ESP	JEREZ ANDALUCIA MOTOR TALE	TPR	9:30:25	13	1:58.759
43	Amanuel D BRINTON	GBR	IGAXTEAM	BEON	9:24:30	11	1:58.842
19	Pol SOLA	ESP	SCHOOL TEAM MONLAU REPSO	BEON	9:20:30	9	1:58.853
28	Maximo MARTINEZ	ESP	GASSS RACING TEAM	BEON	9:22:14	8	1:58.882
25	Gonzalo PEREZ	ESP	SCHOOL TEAM MONLAU REPSO	BEON	9:22:31	10	1:58.909
51	Brian URIARTE	ESP	SCHOOL TEAM MONLAU REPSO	BEON	9:22:31	10	1:58.927
43	Amanuel D BRINTON	GBR	IGAXTEAM	BEON	9:28:28	13	1:58.941
43	Amanuel D BRINTON	GBR	IGAXTEAM	BEON	9:26:29	12	1:58.943
69	Fernando BUJOSA	ESP	MALLORCA NEW LIMITS	MIR RACIN	9:24:13	11	1:58.971
28	Maximo MARTINEZ	ESP	GASSS RACING TEAM	BEON	9:20:15	7	1:58.979
27	Rico SALMELA	FIN	LLINSUAL HMA RACING	BEON	9:26:29	12	1:58.997

Pág 1 de 1





26 y 27 Septiembre

CIRCUITO DE JEREZ - ÁNGEL NIETO

5

MOTO4

ENTRENAMIENTOS CRONOMETRADOS

TOP CINCO VUELTAS

Piloto	Nat	Equipo	Top Five Laps				
19	Pol SOLA	ESP SCHOOL TEAM MONLAU REPSOL	1:57.749	1:58.336	1:58.524	1:58.753	1:58.853
43	Amanuel D BRINTON	GBR IGAXTEAM	1:57.823	1:58.842	1:58.941	1:58.943	1:59.437
28	Maximo MARTINEZ	ESP GASSS RACING TEAM	1:57.868	1:58.004	1:58.046	1:58.606	1:58.882
45	Alex LONGARELA	ESP IGAXTEAM	1:58.056	1:59.162	1:59.392	1:59.440	1:59.452
51	Brian URIARTE	ESP SCHOOL TEAM MONLAU REPSOL	1:58.154	1:58.303	1:58.596	1:58.748	1:58.927
27	Rico SALMELA	FIN LLINSUAL HMA RACING	1:58.155	1:58.684	1:58.997	1:59.749	2:00.781
25	Gonzalo PEREZ	ESP SCHOOL TEAM MONLAU REPSOL	1:58.351	1:58.387	1:58.401	1:58.653	1:58.909
12	Adriano DONOSO	ESP HMA LLINSUAL BLUMAQ	1:58.366	1:58.383	1:58.600	1:58.654	1:59.575
11	Jesus TORRES	ESP HMA RACING	1:58.463	1:58.723	1:59.017	1:59.176	2:00.820
4	David GARCIA	ESP MRE TALENT	1:58.538	1:59.934	2:00.088	2:00.541	2:00.650
69	Fernando BUJOSA	ESP MALLORCA NEW LIMITS	1:58.653	1:58.971	1:59.300	2:01.101	2:01.331
47	Antonio TORRES	ESP JEREZ ANDALUCIA MOTOR TALEN	1:58.719	1:59.113	1:59.633	1:59.915	1:59.931
26	Jose Manuel OSUNA	ESP JEREZ ANDALUCIA MOTOR TALEN	1:58.759	1:59.205	1:59.381	1:59.728	1:59.962
20	Pau ALSINA	ESP MOTO SPORT TEAM	1:59.481	2:00.168	2:00.174	2:00.927	2:00.929
34	Eitan G. GRAS	URU AUSTIN RACING & VHC LIQUI MOL	1:59.677	1:59.770	1:59.866	1:59.996	2:00.175
14	Ivan UCEDA	ESP HAWKERS KARBUM JUNIOR TEA	1:59.876	1:59.936	1:59.987	2:00.048	2:00.564
82	Valentin PERRONE	ARG SMC RACING TIME ROTEK	1:59.904	1:59.909	2:00.197	2:00.338	2:00.355
17	Pedro ALOMAR	ESP MRE TALENT	2:00.149	2:00.320	2:01.163	2:01.314	2:01.569
10	Afonso DUARTE	POR MIGUEL OLIVEIRA-FUN CLUB	2:00.588	2:01.497	2:01.836	2:01.980	2:02.002
16	Uriel HIDALGO	ESP XCTECH	2:00.835	2:01.445	2:02.282	2:02.324	2:03.374
38	Eduardo GUTIERREZ	ESP APEX CARDOSO RACING	2:01.324	2:01.813	2:02.171	2:02.259	2:02.348
24	Owen VAN TRIGT	NED FUERTES TEAM	2:01.540	2:01.715	2:01.965	2:02.414	2:02.538
22	Ben R AUSTIN	GBR AUSTIN RACING&VHC LIQUI MOLY	2:02.478	2:02.959	2:03.319	2:03.431	2:04.936
37	Francisco PENALVA	ESP ALMA RACING TEAM	2:03.053	2:03.382	2:03.449	2:03.638	2:03.659
6	Jose L. TORRALBA	ESP C.D TORRACING	2:03.569	2:04.080	2:04.396	2:05.009	2:05.195



Jerez - 4423 m



26 y 27 Septiembre

CIRCUITO DE JEREZ - ÁNGEL NIETO

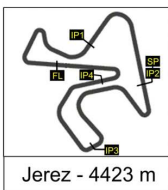
6

MOTO4

ENTRENAMIENTOS CRONOMETRADOS

40 MEJORES VELOCIDADES MÁXIMAS

Dorsal	Piloto	Nat	Equipo	Maq.	Hora	Vuelta	Vmax
25	Gonzalo PEREZ	ESP	SCHOOL TEAM MONLAU REPSO	BEON	9:29:13	13	177,1
69	Fernando BUJOSA	ESP	MALLORCA NEW LIMITS	MIR RACIN	9:07:28	3	175,9
43	Amanuel D BRINTON	GBR	IGAXTEAM	BEON	9:25:18	11	175,8
11	Jesus TORRES	ESP	HMA RACING	BEON	9:29:13	10	175,3
43	Amanuel D BRINTON	GBR	IGAXTEAM	BEON	9:23:18	10	175,2
12	Adriano DONOSO	ESP	HMA LLINSUAL BLUMAQ	BEON	9:27:16	11	175,1
25	Gonzalo PEREZ	ESP	SCHOOL TEAM MONLAU REPSO	BEON	9:27:15	12	175,0
26	Jose Manuel OSUNA	ESP	JEREZ ANDALUCIA MOTOR TALE	TPR	9:29:13	12	175,0
43	Amanuel D BRINTON	GBR	IGAXTEAM	BEON	9:21:20	9	174,9
27	Rico SALMELA	FIN	LLINSUAL HMA RACING	BEON	9:27:15	12	174,9
12	Adriano DONOSO	ESP	HMA LLINSUAL BLUMAQ	BEON	9:29:14	12	174,9
25	Gonzalo PEREZ	ESP	SCHOOL TEAM MONLAU REPSO	BEON	9:23:18	10	174,8
27	Rico SALMELA	FIN	LLINSUAL HMA RACING	BEON	9:29:14	13	174,7
45	Alex LONGARELA	ESP	IGAXTEAM	BEON	9:23:18	10	174,7
43	Amanuel D BRINTON	GBR	IGAXTEAM	BEON	9:27:16	12	174,6
45	Alex LONGARELA	ESP	IGAXTEAM	BEON	9:27:15	12	174,5
43	Amanuel D BRINTON	GBR	IGAXTEAM	BEON	9:29:15	13	174,4
45	Alex LONGARELA	ESP	IGAXTEAM	BEON	9:25:17	11	174,4
12	Adriano DONOSO	ESP	HMA LLINSUAL BLUMAQ	BEON	9:21:20	8	174,4
11	Jesus TORRES	ESP	HMA RACING	BEON	9:27:15	9	174,2
12	Adriano DONOSO	ESP	HMA LLINSUAL BLUMAQ	BEON	9:23:19	9	173,9
69	Fernando BUJOSA	ESP	MALLORCA NEW LIMITS	MIR RACIN	9:13:31	6	173,2
25	Gonzalo PEREZ	ESP	SCHOOL TEAM MONLAU REPSO	BEON	9:21:20	9	172,8
47	Antonio TORRES	ESP	JEREZ ANDALUCIA MOTOR TALE	TPR	9:29:14	12	172,5
22	Ben R AUSTIN	GBR	AUSTIN RACING&VHC LIQUI MOL	CORSE	9:29:14	12	172,2
82	Valentin PERRONE	ARG	SMC RACING TIME ROTTEK	ROTEK	9:03:26	1	172,1
12	Adriano DONOSO	ESP	HMA LLINSUAL BLUMAQ	BEON	9:17:19	6	172,1
25	Gonzalo PEREZ	ESP	SCHOOL TEAM MONLAU REPSO	BEON	9:19:20	8	172,1
45	Alex LONGARELA	ESP	IGAXTEAM	BEON	9:09:54	4	172,1
43	Amanuel D BRINTON	GBR	IGAXTEAM	BEON	9:19:19	8	172,0
12	Adriano DONOSO	ESP	HMA LLINSUAL BLUMAQ	BEON	9:25:17	10	172,0
43	Amanuel D BRINTON	GBR	IGAXTEAM	BEON	9:03:41	1	171,5
47	Antonio TORRES	ESP	JEREZ ANDALUCIA MOTOR TALE	TPR	9:09:28	4	171,3
25	Gonzalo PEREZ	ESP	SCHOOL TEAM MONLAU REPSO	BEON	9:07:16	2	170,9
20	Pau ALSINA	ESP	MOTO SPORT TEAM		9:13:30	5	170,9
34	Eitan G. GRAS	URU	AUSTIN RACING & VHC LIQUI MO	CORSE	9:29:13	13	170,8
34	Eitan G. GRAS	URU	AUSTIN RACING & VHC LIQUI MO	CORSE	9:11:30	5	170,7
51	Brian URIARTE	ESP	SCHOOL TEAM MONLAU REPSO	BEON	9:23:18	10	170,6
12	Adriano DONOSO	ESP	HMA LLINSUAL BLUMAQ	BEON	9:19:19	7	170,6
51	Brian URIARTE	ESP	SCHOOL TEAM MONLAU REPSO	BEON	9:29:13	13	170,6



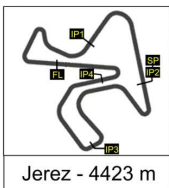
26 y 27 Septiembre

CIRCUITO DE JEREZ - ÁNGEL NIETO

7

MOTO4 ENTRENAMIENTOS CRONOMETRADOS TOP CINCO VELOCIDADES MÁXIMAS

Piloto	Nat	Equipo	Top Five Vmax				
25 Gonzalo PEREZ	ESP	SCHOOL TEAM MONLAU REPSOL	177,1	175,0	174,8	172,8	172,1
69 Fernando BUJOSA	ESP	MALLORCA NEW LIMITS	175,9	173,2	170,0	167,9	167,8
43 Amanuel D BRINTON	GBR	IGAXTEAM	175,8	175,2	174,9	174,6	174,4
11 Jesus TORRES	ESP	HMA RACING	175,3	174,2	168,5	166,3	165,1
12 Adriano DONOSO	ESP	HMA LLINSUAL BLUMAQ	175,1	174,9	174,4	173,9	172,1
26 Jose Manuel OSUNA	ESP	JEREZ ANDALUCIA MOTOR TALEN	175,0	170,0	169,5	169,0	168,4
27 Rico SALMELA	FIN	LLINSUAL HMA RACING	174,9	174,7	170,5	167,8	167,2
45 Alex LONGARELA	ESP	IGAXTEAM	174,7	174,5	174,4	172,1	168,7
47 Antonio TORRES	ESP	JEREZ ANDALUCIA MOTOR TALEN	172,5	171,3	170,0	169,0	167,8
22 Ben R AUSTIN	GBR	AUSTIN RACING&VHC LIQUI MOLY	172,2	168,1	166,7	166,4	164,9
82 Valentin PERRONE	ARG	SMC RACING TIME ROTEK	172,1	169,6	168,2	167,4	167,1
20 Pau ALSINA	ESP	MOTO SPORT TEAM	170,9	169,0	167,5	166,3	165,1
34 Eitan G. GRAS	URU	AUSTIN RACING & VHC LIQUI MOL	170,8	170,7	169,7	168,7	167,2
51 Brian URIARTE	ESP	SCHOOL TEAM MONLAU REPSOL	170,6	170,6	168,5	168,4	167,6
28 Maximo MARTINEZ	ESP	GASSS RACING TEAM	169,5	169,0	168,8	167,9	167,9
19 Pol SOLA	ESP	SCHOOL TEAM MONLAU REPSOL	169,2	168,5	168,0	167,2	165,8
16 Uriel HIDALGO	ESP	XCTECH	168,6	166,1	166,0	165,3	164,4
24 Owen VAN TRIGT	NED	FUERTES TEAM	168,5	166,6	164,6	164,4	164,1
38 Eduardo GUTIERREZ	ESP	APEX CARDOSO RACING	167,5	166,6	164,3	164,2	164,1
17 Pedro ALOMAR	ESP	MRE TALENT	166,7	166,2	166,1	165,7	165,7
10 Afonso DUARTE	POR	MIGUEL OLIVEIRA-FUN CLUB	166,7	164,3	163,2	163,1	163,1
4 David GARCIA	ESP	MRE TALENT	165,9	163,8	160,2	158,7	158,2
14 Ivan UCEDA	ESP	HAWKERS KARBUM JUNIOR TEA	165,6	164,9	164,9	164,4	164,2
6 Jose L. TORRALBA	ESP	C.D TORRACING	165,6	164,1	163,4	162,8	162,8
37 Francisco PENALVA	ESP	ALMA RACING TEAM	159,0	159,0	158,2	158,2	158,0



26 y 27 Septiembre

CIRCUITO DE JEREZ - ÁNGEL NIETO

8

MOTO4 CARRERA 1 PARRILLA DE SALIDA



1	1 19 Pol SOLA 1:57.749	2 43 Amanuel D BRINTON 1:57.823	3 28 Maximo MARTINEZ 1:57.868
2	4 45 Alex LONGARELA 1:58.056	5 51 Brian URIARTE 1:58.154	6 27 Rico SALMELA 1:58.155
3	7 25 Gonzalo PEREZ 1:58.351	8 12 Adriano DONOSO 1:58.366	9 11 Jesus TORRES 1:58.463
4	10 4 David GARCIA 1:58.538	11 69 Fernando BUJOSA 1:58.653	12 47 Antonio TORRES 1:58.719
5	13 26 Jose Manuel OSUNA 1:58.759	14 20 Pau ALSINA 1:59.481	15 34 Eitan G. GRAS 1:59.677
6	16 14 Ivan UCEDA 1:59.876	17 82 Valentin PERRONE 1:59.904	18 17 Pedro ALOMAR 2:00.149
7	19 10 Afonso DUARTE 2:00.588	20 16 Uriel HIDALGO 2:00.835	21 38 Eduardo GUTIERREZ 2:01.324
8	22 24 Owen VAN TRIGT 2:01.540	23 22 Ben R AUSTIN 2:02.478	24 37 Francisco PENALVA 2:03.053
9	25 6 Jose L. TORRALBA 2:03.569		

LOS COMISARIOS DEPORTIVOS

EL JEFE DE CRONOMETRAJE



Pág 1 de 1

