

CAMPEONATO DE ESPAÑA DE SUPERBIKE

12 - 13 SEPTIEMBRE 2020

Laps: 18

Circuit de la C.Valenciana
Length: 4005 metros

Results

Carrera 2 Supersport

Pos.	N. Rider	Team	Motorcycle	Nat.	Laps	Time	Best Lap	iL	Gap	Interval	Speed	Tyr.	Pt. Cat.
1	10 SANCHIS,David	H43 T. NOBBY-T-B	Yamaha	ESP	18	29:31,022	01:37,250	4			146,54	MI	25 SS
2	19 DIAZ,Joan	H43 T. NOBBY	Yamaha	ESP	18	29:33,789	01:37,665	8	00:02,767	00:02,767	146,38	MI	20 SS
3	12 GOMEZ,Borja	POLI-SPORT R.	Yamaha	ESP	18	29:36,194	01:37,772	2	00:05,172	00:02,405	146,13	MI	16 SS
4	7 SMITH,Kyle	DR7 HMAX	Yamaha	GBR	18	29:40,537	01:37,865	5	00:09,515	00:04,343	145,8	PI	13 SS
5	95 TAKALA,Vertti	KALLIO RACING J.	Yamaha	FIN	18	29:46,890	01:38,176	7	00:15,868	00:06,353	145,31		11 SS
6	55 TOLEDO,Alex	MRE TALENT	Yamaha	ESP	18	29:50,516	01:38,229	2	00:19,494	00:03,626	144,99	DU	10 SS
7	52 ERILL,Guillem	DEZA - ISMABON R.	Kawasaki	ESP	18	29:51,651	01:38,383	4	00:20,629	00:01,135	144,9	PI	9 SS
8	57 KOSKINEN,KENNY	KALLIO RACING J.	Yamaha	FIN	18	29:52,074	01:38,673	4	00:21,052	00:00,423	144,82	MI	8 SS
9	48 ROIG,Nil	GASSS RACING	Yamaha	ESP	18	30:00,527	01:38,893	4	00:29,505	00:08,453	144,18	PI	7 OP
10	27 BORNER,Alex	ANDOTRANS T.T.	Yamaha	GER	18	30:04,948	01:38,814	6	00:33,926	00:04,421	143,86	MI	6 SS
11	31 FERNANDEZ,Adrian	T. FERNANDEZ	Yamaha	ESP	18	30:05,323	01:39,232	5	00:34,301	00:00,375	143,78		5 OP
12	5 STRUDWICK,Thomas	EDGE RST R.	Yamaha		18	30:06,252	01:38,951	4	00:35,230	00:00,929	143,7	PI	4 OP
13	43 JESPERSEN,Simon	MDS RACING	Honda	DEN	18	30:06,332	01:37,421	4	00:35,310	00:00,080	143,7	MI	3 OP
14	71 PATOVA,Kimi	RAM R. YAMAHA	Yamaha	FIN	18	30:09,473	01:39,186	2	00:38,451	00:03,141	143,46	MI	2 SS
15	99 GUTIERREZ,Oscar	ANDOTRANS T. T.	Yamaha	ESP	18	30:12,631	01:37,258	4	00:41,609	00:03,158	143,23	MI	1 SS
16	49 PEREZ,Alex	DR7 HMAX	Yamaha	ESP	18	30:14,780	01:39,156	4	00:43,758	00:02,149	143,07	PI	OP
17	64 FABRI,Davide	H43 T NOBBY-T-B	Yamaha	ITA	18	30:19,815	01:40,031	5	00:48,793	00:05,035	142,67	MI	SS
18	47 VERDUGO,Luis M.	DR7 HMAX	Yamaha	ESP	18	30:24,591	01:39,884	3	00:53,569	00:04,776	142,28	PI	OP
19	93 POULSEN,Mathias	MDS RACING	Honda	DEN	18	30:27,531	01:40,232	3	00:56,509	00:02,940	142,05	MI	OP
20	21 MONTERO,Eduardo	DR7 HMAX	Yamaha	ESP	18	30:27,609	01:40,057	3	00:56,587	00:00,078	142,05	PI	OP
21	91 FLOROV,Mihail	YAMAHA STRATOS	Yamaha	BUL	18	30:31,151	01:40,436	16	01:00,129	00:03,542	141,74	MI	SS
22	41 GONZALEZ,Alexis	XCTECH	Yamaha	ESP	18	30:34,909	01:40,390	2	01:03,887	00:03,758	141,51	PI	SS
23	81 NASSI,Felix	MDR SPAIN CIRCUITS	Yamaha	FIN	18	30:35,553	01:40,411	4	01:04,531	00:00,644	141,43	MI	SS
24	29 NUÑEZ,Juan J.	SP57 R. TEAM	Yamaha	ESP	18	30:40,168	01:40,820	7	01:09,146	00:04,615	141,05	MI	OP
25	97 EDGELEY,Laurence	T. EDGE RST R.	Yamaha	GBR	18	30:44,301	01:41,017	13	01:13,279	00:04,133	140,74	PI	OP
26	25 DAVIS,Jamie	PINAMOTO RS	Yamaha	GBR	18	30:52,177	01:41,415	4	01:21,155	00:07,876	140,13	DU	OP
27	89 MOLINA,Antonio	ARCO-MOTOR U. T.	Yamaha	ESP	17	31:08,103	01:44,289	2	-1 Lap	-1 Lap	131,21	MI	OP
DESCLASIFICADOS NO BANDERA													
.	8 MORILLAS,Erik	THE MAGIC R.	Yamaha	ESP	11	18:54,274	01:40,016	4	-7 Lap	-6 Lap	139,86		SS
.	18 VIU,Aleix	EASYRACE TEAM	Yamaha	ESP	11	20:58,076	01:37,632	4	-7 Lap	02:03,802	126,07	DU	SS
.	45 SOTOJuan M.	PINAMOTO RS	Yamaha	ESP	9	15:42,084	01:41,900	3	-9 Lap	-2 Lap	137,75	DU	OP
.	9 GOMEZ,Franisco	GM FUEL-VRC T.	Yamaha	ESP	7	12:23,682	01:40,164	2	-11 Lap	-2 Lap	135,84	MI	OP
.	74 CASAS,Ferran	MDR SPAIN CIRCUITS	Yamaha	ESP	6	10:00,100	01:38,290	4	-12 Lap	-1 Lap	144,18	MI	SS
.	33 VALLE MUÑOZ,Daniel	SP57 R. TEAM	Yamaha	ESP	5	08:16,642	01:37,860	4	-13 Lap	-1 Lap	145,34	MI	SS

Best Lap: Rider 10 - SANCHIS,David - Time: 01:37,250 at 148,26 Km/h

Circuit de la C.Valenciana

Final Official

Provisional Official

Length: 4005

Hour: 13:00:00

JURY:

C.of the Course:

C.Timekeeper:

Hour:

Hour:

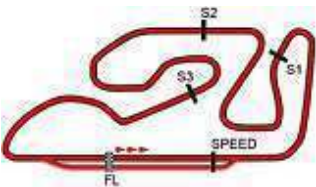
13/09/2020

Hour: 13:49:28



CRONOCIRCUIT: crono@circuitricardotormo.com

Master Timing, Sport Timing Systems, cronometrajes.es - mastertiming.es by Eventronic www.eventronic.es 19FJAP63



CAMPEONATO DE ESPAÑA DE SUPERBIKE

12 - 13 SEPTIEMBRE 2020

Laps: 18

Circuit de la C.Valenciana
Length: 4005 metros

Results

Carrera 2 Supersport

Pos.	N.	Rider	Team	Motorcycle	Nat.	Laps	Time	Best Lap	iL	Gap	Interval	Speed	Tyr.	Pt.	Cat.
Categoría: OP															
1	48	ROIG, Nil	GASSS RACING	Yamaha	ESP	18	30:00,527	01:38,893	4			144	PI	25	OP
2	31	FERNANDEZ, Adrian	T. FERNANDEZ	Yamaha	ESP	18	30:05,323	01:39,232	5	00:04,796	00:04,796	140,4		20	OP
3	5	STRUDWICK, Thomas	EDGE RST R.	Yamaha		18	30:06,252	01:38,951	4	00:05,725	00:00,929	140,4	PI	16	OP
4	43	JESPERSEN, Simon	MDS RACING	Honda	DEN	18	30:06,332	01:37,421	4	00:05,805	00:00,080	140,4	MI	13	OP
5	49	PEREZ, Alex	DR7 HMAX	Yamaha	ESP	18	30:14,780	01:39,156	4	00:14,253	00:08,448	140,4	PI	11	OP
6	47	VERDUGO, Luis M.	DR7 HMAX	Yamaha	ESP	18	30:24,591	01:39,884	3	00:24,064	00:09,811	140,4	PI	10	OP
7	93	POULSEN, Mathias	MDS RACING	Honda	DEN	18	30:27,531	01:40,232	3	00:27,004	00:02,940	140,4	MI	9	OP
8	21	MONTERO, Eduardo	DR7 HMAX	Yamaha	ESP	18	30:27,609	01:40,057	3	00:27,082	00:00,078	140,4	PI	8	OP
9	29	NUÑEZ, Juan J.	SP57 R. TEAM	Yamaha	ESP	18	30:40,168	01:40,820	7	00:39,641	00:12,559	140,4	MI	7	OP
10	97	EDGELEY, Laurence	T. EDGE RST R.	Yamaha	GBR	18	30:44,301	01:41,017	13	00:43,774	00:04,133	140,4	PI	6	OP
11	25	DAVIS, Jamie	PINAMOTO RS	Yamaha	GBR	18	30:52,177	01:41,415	4	00:51,650	00:07,876	136,8	DU	5	OP
12	89	MOLINA, Antonio	ARCO-MOTOR U. T.	Yamaha	ESP	17	31:08,103	01:44,289	2	-1 Lap	-1 Lap	129,6	MI	4	OP
DESCLASIFICADOS NO BANDERA															
.	45	SOTO Juan M.	PINAMOTO RS	Yamaha	ESP	9	15:42,084	01:41,900	3	-9 Lap	-8 Lap	136,8	DU		OP
.	9	GOMEZ, Franisco	GM FUEL-VRC T.	Yamaha	ESP	7	12:23,682	01:40,164	2	-11 Lap	-2 Lap	133,2	MI		OP
Categoría: SS															
1	10	SANCHIS, David	H43 T. NOBBY-T-B	Yamaha	ESP	18	29:31,022	01:37,250	4			144	MI	25	SS
2	19	DIAZ, Joan	H43 T. NOBBY	Yamaha	ESP	18	29:33,789	01:37,665	8	00:02,767	00:02,767	144	MI	20	SS
3	12	GOMEZ, Borja	POLI-SPORT R.	Yamaha	ESP	18	29:36,194	01:37,772	2	00:05,172	00:02,405	144	MI	16	SS
4	7	SMITH, Kyle	DR7 HMAX	Yamaha	GBR	18	29:40,537	01:37,865	5	00:09,515	00:04,343	144	PI	13	SS
5	95	TAKALA, Vertti	KALLIO RACING J.	Yamaha	FIN	18	29:46,890	01:38,176	7	00:15,868	00:06,353	144		11	SS
6	55	TOLEDO, Alex	MRE TALENT	Yamaha	ESP	18	29:50,516	01:38,229	2	00:19,494	00:03,626	144	DU	10	SS
7	52	ERILL, Guillem	DEZA - ISMABON R.	Kawasaki	ESP	18	29:51,651	01:38,383	4	00:20,629	00:01,135	144	PI	9	SS
8	57	KOSKINEN, KENNY	KALLIO RACING J.	Yamaha	FIN	18	29:52,074	01:38,673	4	00:21,052	00:00,423	144	MI	8	SS
9	27	BORNER, Alex	ANDOTRANS T. T.	Yamaha	GER	18	30:04,948	01:38,814	6	00:33,926	00:12,874	140,4	MI	7	SS
10	71	PATOVA, Kimi	RAM R. YAMAHA	Yamaha	FIN	18	30:09,473	01:39,186	2	00:38,451	00:04,525	140,4	MI	6	SS
11	99	GUTIERREZ, Oscar	ANDOTRANS T. T.	Yamaha	ESP	18	30:12,631	01:37,258	4	00:41,609	00:03,158	140,4	MI	5	SS
12	64	FABRI, Davide	H43 T NOBBY-T-B	Yamaha	ITA	18	30:19,815	01:40,031	5	00:48,793	00:07,184	140,4	MI	4	SS
13	91	FLOROV, Mihail	YAMAHA STRATOS	Yamaha	BUL	18	30:31,151	01:40,436	16	01:00,129	00:11,336	140,4	MI	3	SS
14	41	GONZALEZ, Alexis	XCTECH	Yamaha	ESP	18	30:34,909	01:40,390	2	01:03,887	00:03,758	140,4	PI	2	SS
15	81	NASSI, Felix	MDR SPAIN CIRCUITS	Yamaha	FIN	18	30:35,553	01:40,411	4	01:04,531	00:00,644	140,4	MI	1	SS
DESCLASIFICADOS NO BANDERA															
.	8	MORILLAS, Erik	THE MAGIC R.	Yamaha	ESP	11	18:54,274	01:40,016	4	-7 Lap	-7 Lap	136,8			SS
.	18	VIU, Aleix	EASYRACE TEAM	Yamaha	ESP	11	20:58,076	01:37,632	4	-7 Lap	02:03,802	126	DU		SS
.	74	CASAS, Ferran	MDR SPAIN CIRCUITS	Yamaha	ESP	6	10:00,100	01:38,290	4	-12 Lap	-5 Lap	144	MI		SS
.	33	VALLE MUÑOZ, Daniel	SP57 R. TEAM	Yamaha	ESP	5	08:16,642	01:37,860	4	-13 Lap	-1 Lap	144	MI		SS

Best Lap: Rider 10 - SANCHIS, David - Time: 01:37,250 at 148,26 Km/h

Circuit de la C.Valenciana

Final Official

Provisional Official

Length: 4005 Hour: 13:00:00

JURY:

Hour:

C.of the Course:

Hour: 13/09/2020

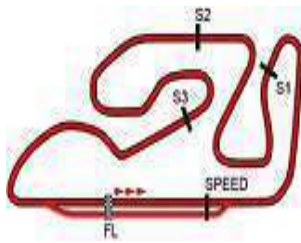
C.Timekeeper:

Hour: 13:53:14



CRONOCIRCUIT: crono@circuitricardotormo.com

Master Timing, Sport Timing Systems, cronometrajes.es - mastertiming.es by Eventronic www.eventronic.es 19FJAP63



Circuit de la C.Valenciana

CAMPEONATO DE ESPAÑA DE SUPERBIKE

ANALYSIS / SECTORS Carrera 2 Supersport

5		STRUDWICK,Thomas		EDGE RST R.			
				P.Vmax: 1		T. Ideal: 01:38,798	
Lap	Time	Sector 1	Sector 2	Sector 3	Sector 4	V.Max	Hour
1	FIRST LAP	00:29,903	00:27,479	00:23,277	00:26,809	186,74	13:17:54
2	01:39,502	00:23,050	00:26,557	00:23,118	00:26,777	240,00	13:19:34
3	01:39,076	00:22,837	00:26,469	00:23,017	00:26,753	240,89	13:21:13
4	01:38,951	00:22,661	00:26,423	00:23,126	00:26,741	240,89	13:22:52
5	01:39,554	00:23,252	00:26,466	00:22,973	00:26,863	238,24	13:24:31
6	01:39,448	00:22,790	00:26,674	00:23,212	00:26,772	237,36	13:26:11
7	01:39,715	00:22,876	00:26,579	00:23,227	00:27,033	240,89	13:27:51
8	01:39,243	00:22,776	00:26,568	00:23,082	00:26,817	238,24	13:29:30
9	01:39,686	00:22,893	00:26,702	00:23,207	00:26,884	238,24	13:31:10
10	01:39,847	00:22,895	00:26,616	00:23,317	00:27,019	235,64	13:32:49
11	01:40,000	00:22,781	00:26,791	00:23,407	00:27,021	234,78	13:34:29
12	01:39,975	00:23,030	00:26,580	00:23,330	00:27,035	234,78	13:36:09
13	01:40,101	00:23,022	00:26,626	00:23,378	00:27,075	234,78	13:37:49
14	01:40,547	00:23,250	00:26,655	00:23,554	00:27,088	234,78	13:39:30
15	01:40,496	00:23,025	00:26,886	00:23,551	00:27,034	235,64	13:41:10
16	01:41,280	00:23,406	00:26,789	00:23,662	00:27,423	235,64	13:42:52
17	01:40,900	00:23,252	00:26,887	00:23,591	00:27,170	233,94	13:44:33
18	01:40,463	00:23,141	00:26,723	00:23,555	00:27,044	236,50	13:46:13

7		SMITH,Kyle		DR7 HMAX			
		GBR		P.Vmax: 7		T. Ideal: 01:37,747	
Lap	Time	Sector 1	Sector 2	Sector 3	Sector 4	V.Max	Hour
1	FIRST LAP	00:29,585	00:26,938	00:23,309	00:26,521	184,09	13:17:53
2	01:39,066	00:22,623	00:26,481	00:23,296	00:26,666	236,50	13:19:32
3	01:38,805	00:22,869	00:26,099	00:23,190	00:26,647	236,50	13:21:11
4	01:38,242	00:22,707	00:26,100	00:22,886	00:26,549	234,78	13:22:49
5	01:37,865	00:22,563	00:25,890	00:22,949	00:26,463	234,78	13:24:27
6	01:38,219	00:22,841	00:25,892	00:22,902	00:26,584	235,64	13:26:05
7	01:38,024	00:22,681	00:25,864	00:22,878	00:26,601	231,43	13:27:43
8	01:38,266	00:22,770	00:25,843	00:22,948	00:26,705	230,60	13:29:22
9	01:38,568	00:22,762	00:26,053	00:22,993	00:26,760	231,43	13:31:00
10	01:38,209	00:22,763	00:25,843	00:22,939	00:26,664	229,79	13:32:38
11	01:38,317	00:22,707	00:25,959	00:23,004	00:26,647	227,37	13:34:17
12	01:38,361	00:22,735	00:25,954	00:23,008	00:26,664	228,17	13:35:55
13	01:38,279	00:22,747	00:25,911	00:23,005	00:26,616	228,98	13:37:33
14	01:38,397	00:22,691	00:25,875	00:23,116	00:26,715	229,79	13:39:12
15	01:38,701	00:22,770	00:25,990	00:23,071	00:26,870	230,60	13:40:51
16	01:38,789	00:22,838	00:26,066	00:23,067	00:26,818	228,98	13:42:29
17	01:38,797	00:22,830	00:25,942	00:23,116	00:26,909	228,17	13:44:08
18	01:39,279	00:22,905	00:26,161	00:23,234	00:26,979	228,98	13:45:47

8		MORILLAS,Erik		THE MAGIC R.			
		ESP		P.Vmax: 28		T. Ideal: 01:39,871	
Lap	Time	Sector 1	Sector 2	Sector 3	Sector 4	V.Max	Hour
1	FIRST LAP	00:31,829	00:28,476	00:24,070	00:27,513	180,00	13:17:59
2	01:41,140	00:23,397	00:26,681	00:23,764	00:27,298	233,09	13:19:40
3	01:40,236	00:23,238	00:26,648	00:23,402	00:26,948	232,26	13:21:20
4	01:40,016	00:23,244	00:26,523	00:23,162	00:27,087	226,57	13:23:00
5	01:41,212	00:23,423	00:26,827	00:23,668	00:27,294	227,37	13:24:41
6	01:41,839	00:23,345	00:26,957	00:23,986	00:27,551	228,17	13:26:23
7	01:41,290	00:23,687	00:26,812	00:23,550	00:27,241	228,98	13:28:04
8	01:41,445	00:23,305	00:26,633	00:24,154	00:27,353	229,79	13:29:46
9	01:40,822	00:23,328	00:26,848	00:23,368	00:27,278	228,17	13:31:27
10	01:41,472	00:23,733	00:26,821	00:23,660	00:27,258	226,57	13:33:08
11	PIT	00:24,781	00:28,077	00:24,275	00:35,781	225,00	13:35:01

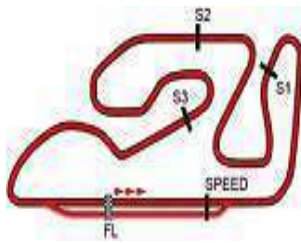
9		GOMEZ,Franisco		GM FUEL-VRC T.			
		ESP		P.Vmax: 20		T. Ideal: 01:40,094	
Lap	Time	Sector 1	Sector 2	Sector 3	Sector 4	V.Max	Hour
1	FIRST LAP	00:30,432	00:27,264	00:23,923	00:27,068	193,43	13:17:56
2	01:40,164	00:23,113	00:26,599	00:23,359	00:27,093	234,78	13:19:36
3	01:40,462	00:23,068	00:26,783	00:23,491	00:27,120	233,09	13:21:16
4	01:40,683	00:23,118	00:26,744	00:23,524	00:27,297	229,79	13:22:57
5	01:41,304	00:23,775	00:26,760	00:23,493	00:27,276	227,37	13:24:38
6	01:41,582	00:23,776	00:26,883	00:23,575	00:27,348	225,78	13:26:20
7	PIT	00:24,758	00:26,786	00:40,681	00:38,575	227,37	13:28:31

10		SANCHIS,David		H43 T. NOBBY-T-B			
		ESP		P.Vmax: 7		T. Ideal: 01:37,140	
Lap	Time	Sector 1	Sector 2	Sector 3	Sector 4	V.Max	Hour
1	FIRST LAP	00:28,318	00:26,564	00:22,865	00:26,502	174,66	13:17:51
2	01:37,669	00:22,531	00:25,957	00:22,699	00:26,482	231,43	13:19:29
3	01:37,573	00:22,554	00:26,058	00:22,618	00:26,343	236,50	13:21:06
4	01:37,250	00:22,415	00:25,807	00:22,575	00:26,453	234,78	13:22:44
5	01:37,427	00:22,480	00:25,826	00:22,654	00:26,467	233,09	13:24:21
6	01:37,810	00:22,546	00:25,884	00:22,716	00:26,664	233,09	13:25:59
7	01:37,712	00:22,517	00:25,931	00:22,675	00:26,589	230,60	13:27:37
8	01:37,534	00:22,423	00:25,963	00:22,608	00:26,540	232,26	13:29:14
9	01:37,794	00:22,625	00:25,954	00:22,635	00:26,580	231,43	13:30:52
10	01:38,343	00:22,607	00:26,082	00:22,796	00:26,858	231,43	13:32:30
11	01:38,319	00:22,661	00:26,045	00:22,882	00:26,731	228,98	13:34:09
12	01:38,236	00:22,716	00:26,061	00:22,825	00:26,634	229,79	13:35:47
13	01:38,029	00:22,624	00:25,990	00:22,733	00:26,682	230,60	13:37:25
14	01:38,124	00:22,626	00:26,019	00:22,786	00:26,693	230,60	13:39:03
15	01:38,233	00:22,716	00:26,074	00:22,779	00:26,664	230,60	13:40:41
16	01:38,356	00:22,579	00:26,138	00:22,860	00:26,779	230,60	13:42:20
17	01:38,598	00:22,643	00:26,223	00:22,902	00:26,830	229,79	13:43:58
18	01:39,766	00:22,747	00:26,354	00:23,150	00:27,515	230,60	13:45:38

12		GOMEZ,Borja		POLI-SPORT R.			
		ESP		P.Vmax: 20		T. Ideal: 01:37,639	
Lap	Time	Sector 1	Sector 2	Sector 3	Sector 4	V.Max	Hour
1	FIRST LAP	00:28,563	00:26,361	00:23,113	00:26,447	179,50	13:17:51
2	01:37,772	00:22,518	00:25,956	00:22,793	00:26,505	233,94	13:19:29
3	01:37,946	00:22,602	00:26,112	00:22,726	00:26,506	234,78	13:21:07
4	01:38,060	00:22,625	00:25,948	00:22,886	00:26,601	233,09	13:22:45
5	01:38,052	00:22,691	00:25,957	00:22,826	00:26,578	229,79	13:24:23
6	01:38,221	00:22,782	00:25,967	00:22,895	00:26,577	230,60	13:26:01
7	01:38,334	00:22,719	00:26,162	00:22,930	00:26,523	231,43	13:27:40
8	01:38,256	00:22,666	00:26,014	00:22,959	00:26,617	232,26	13:29:18
9	01:38,362	00:22,708	00:26,006	00:22,978	00:26,670	231,43	13:30:56
10	01:38,472	00:22,797	00:25,980	00:23,075	00:26,620	230,60	13:32:35
11	01:38,563	00:22,786	00:26,026	00:23,088	00:26,663	228,98	13:34:13
12	01:38,398	00:22,710	00:25,999	00:23,087	00:26,602	229,79	13:35:52
13	01:38,275	00:22,731	00:26,003	00:22,930	00:26,611	228,98	13:37:30
14	01:38,109	00:22,736	00:25,959	00:22,875	00:26,539	228,98	13:39:08
15	01:38,359	00:22,708	00:26,015	00:22,976	00:26,660	229,79	13:40:47
16	01:38,471	00:22,714	00:26,062	00:23,016	00:26,679	229,79	13:42:25
17	01:38,674	00:22,743	00:26,156	00:23,113	00:26,662	227,37	13:44:04
18	01:39,386	00:22,876	00:26,410	00:23,217	00:26,883	228,17	13:45:43

18		VIU,Aleix		EASYRACE TEAM			
		ESP		P.Vmax: 20		T. Ideal: 01:37,607	
Lap	Time	Sector 1	Sector 2	Sector 3	Sector 4	V.Max	Hour
1	FIRST LAP	00:28,997	00:26,426	00:23,056	00:26,582	173,26	13:17:52





Circuit de la C.Valenciana

CAMPEONATO DE ESPAÑA DE SUPERBIKE

ANALYSIS / SECTORS Carrera 2 Supersport

2	01:38,593	00:22,658	00:25,929	00:22,827	00:27,179	234,78	13:19:31	2	01:43,818	00:25,312	00:27,086	00:23,839	00:27,581	231,43	13:19:42
3	01:37,841	00:22,622	00:25,913	00:22,826	00:26,480	233,09	13:21:08	3	01:41,533	00:23,300	00:26,795	00:23,863	00:27,575	226,57	13:21:24
4	01:37,632	00:22,485	00:25,905	00:22,762	00:26,480	233,09	13:22:46	4	01:41,415	00:23,236	00:26,913	00:23,913	00:27,353	226,57	13:23:05
5	01:37,932	00:22,612	00:25,880	00:22,866	00:26,574	232,26	13:24:24	5	01:41,764	00:23,319	00:26,961	00:23,896	00:27,588	221,92	13:24:47
6	03:47,573	00:22,597	02:26,164	00:29,203	00:29,609	232,26	13:28:11	6	01:41,878	00:23,401	00:26,952	00:23,895	00:27,630	221,16	13:26:29
7	01:40,830	00:23,289	00:26,788	00:23,672	00:27,081	230,60	13:29:52	7	01:41,880	00:23,379	00:26,914	00:23,898	00:27,689	223,45	13:28:11
8	01:39,293	00:22,848	00:26,368	00:23,073	00:27,004	228,98	13:31:32	8	01:42,101	00:23,577	00:26,900	00:24,171	00:27,453	221,92	13:29:53
9	01:38,841	00:23,002	00:26,176	00:23,040	00:26,623	233,09	13:33:10	9	01:42,370	00:23,416	00:27,045	00:24,123	00:27,786	224,22	13:31:35
10	01:39,968	00:23,122	00:26,543	00:23,293	00:27,010	233,94	13:34:50	10	01:42,208	00:23,589	00:27,015	00:24,005	00:27,599	221,16	13:33:17
11	PIT	00:26,958	00:38,136	00:26,663	00:42,755	230,60	13:37:05	11	01:42,004	00:23,407	00:26,980	00:23,875	00:27,742	219,66	13:34:59

19	DIAZ,Joan ESP	H43 T. NOBBY					
		P.Vmax: 3			T. Ideal: 01:37,502		
Lap	Time	Sector 1	Sector 2	Sector 3	Sector 4	V.Max	Hour
1	FIRST LAP	00:29,349	00:26,887	00:23,387	00:26,458	174,19	13:17:53
2	01:38,499	00:22,807	00:26,172	00:23,071	00:26,449	240,00	13:19:31
3	01:38,043	00:22,367	00:26,201	00:23,062	00:26,413	238,24	13:21:09
4	01:37,721	00:22,425	00:25,898	00:22,835	00:26,563	234,78	13:22:47
5	01:37,989	00:22,613	00:25,988	00:22,867	00:26,521	233,09	13:24:25
6	01:37,883	00:22,582	00:25,944	00:22,892	00:26,465	232,26	13:26:03
7	01:37,929	00:22,539	00:26,039	00:22,897	00:26,454	233,09	13:27:41
8	01:37,665	00:22,479	00:25,891	00:22,831	00:26,464	234,78	13:29:19
9	01:37,710	00:22,509	00:25,948	00:22,837	00:26,416	235,64	13:30:56
10	01:37,779	00:22,506	00:25,912	00:22,864	00:26,497	235,64	13:32:34
11	01:38,034	00:22,579	00:25,912	00:23,002	00:26,541	232,26	13:34:12
12	01:37,939	00:22,573	00:25,972	00:22,910	00:26,484	236,50	13:35:50
13	01:38,041	00:22,652	00:25,925	00:22,882	00:26,582	229,79	13:37:28
14	01:38,241	00:22,660	00:26,096	00:22,932	00:26,553	228,17	13:39:06
15	01:38,267	00:22,647	00:26,084	00:22,902	00:26,634	232,26	13:40:45
16	01:38,451	00:22,623	00:26,124	00:22,964	00:26,740	229,79	13:42:23
17	01:38,628	00:22,790	00:26,088	00:22,959	00:26,791	228,98	13:44:02
18	01:38,889	00:22,668	00:26,219	00:23,107	00:26,895	230,60	13:45:41

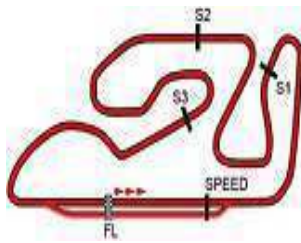
27	BORNER,Alex GER	ANDOTRANS T.T.					
		P.Vmax: 15			T. Ideal: 01:38,759		
Lap	Time	Sector 1	Sector 2	Sector 3	Sector 4	V.Max	Hour
1	FIRST LAP	00:29,934	00:27,128	00:23,229	00:26,866	183,05	13:17:54
2	01:39,391	00:23,167	00:26,289	00:23,069	00:26,866	233,94	13:19:33
3	01:38,847	00:22,676	00:26,269	00:23,013	00:26,889	235,64	13:21:12
4	01:39,295	00:23,071	00:26,323	00:23,027	00:26,874	233,94	13:22:52
5	01:38,901	00:22,741	00:26,271	00:23,013	00:26,876	231,43	13:24:30
6	01:38,814	00:22,684	00:26,316	00:23,007	00:26,807	231,43	13:26:09
7	01:41,201	00:22,774	00:26,337	00:23,067	00:29,023	233,09	13:27:50
8	01:39,935	00:23,295	00:26,478	00:23,151	00:27,011	226,57	13:29:30
9	01:39,384	00:22,761	00:26,534	00:23,118	00:26,971	233,09	13:31:10
10	01:39,838	00:22,880	00:26,619	00:23,266	00:27,073	234,78	13:32:50
11	01:39,423	00:22,734	00:26,328	00:23,283	00:27,078	233,94	13:34:29
12	01:39,940	00:22,869	00:26,522	00:23,360	00:27,189	229,79	13:36:09
13	01:40,198	00:23,030	00:26,537	00:23,400	00:27,231	229,79	13:37:49
14	01:40,797	00:22,939	00:26,559	00:23,783	00:27,516	229,79	13:39:30
15	01:40,353	00:23,210	00:26,446	00:23,368	00:27,329	231,43	13:41:10
16	01:40,503	00:23,163	00:26,725	00:23,449	00:27,166	228,17	13:42:51
17	01:40,424	00:23,032	00:26,734	00:23,279	00:27,379	227,37	13:44:31
18	01:40,547	00:23,064	00:26,550	00:23,488	00:27,445	229,79	13:46:12

21	MONTERO,Eduardo ESP	DR7 HMAX					
		P.Vmax: 5			T. Ideal: 01:39,538		
Lap	Time	Sector 1	Sector 2	Sector 3	Sector 4	V.Max	Hour
1	FIRST LAP	00:31,142	00:27,454	00:24,257	00:27,123	189,47	13:17:57
2	01:48,475	00:23,235	00:26,607	00:23,248	00:35,385	234,78	13:19:45
3	01:40,057	00:23,236	00:26,393	00:23,303	00:27,125	229,79	13:21:25
4	01:41,179	00:22,849	00:26,497	00:24,097	00:27,736	231,43	13:23:07
5	01:40,328	00:22,935	00:26,526	00:23,546	00:27,321	229,79	13:24:47
6	01:40,286	00:23,014	00:26,554	00:23,491	00:27,227	232,26	13:26:27
7	01:40,399	00:23,002	00:26,553	00:23,519	00:27,325	232,26	13:28:08
8	01:40,604	00:22,977	00:26,829	00:23,494	00:27,304	233,09	13:29:48
9	01:40,701	00:23,023	00:26,711	00:23,403	00:27,564	233,09	13:31:29
10	01:40,195	00:23,136	00:26,503	00:23,508	00:27,048	237,36	13:33:09
11	01:40,663	00:23,268	00:26,788	00:23,410	00:27,197	231,43	13:34:50
12	01:41,475	00:23,107	00:26,656	00:24,417	00:27,295	230,60	13:36:31
13	01:40,463	00:23,168	00:26,665	00:23,424	00:27,206	234,78	13:38:12
14	01:40,814	00:23,167	00:26,626	00:23,546	00:27,475	230,60	13:39:52
15	01:40,815	00:23,243	00:26,742	00:23,470	00:27,360	230,60	13:41:33
16	01:40,246	00:23,164	00:26,538	00:23,331	00:27,213	229,79	13:43:14
17	01:40,757	00:23,384	00:26,636	00:23,486	00:27,251	228,17	13:44:54
18	01:40,176	00:23,164	00:26,503	00:23,449	00:27,060	231,43	13:46:34

29	NUÑEZ,Juan J. ESP	SP57 R. TEAM					
		P.Vmax: 7			T. Ideal: 01:40,781		
Lap	Time	Sector 1	Sector 2	Sector 3	Sector 4	V.Max	Hour
1	FIRST LAP	00:31,336	00:27,950	00:24,405	00:27,273	193,43	13:17:58
2	01:41,668	00:23,330	00:26,939	00:23,921	00:27,478	236,50	13:19:39
3	01:41,097	00:23,174	00:26,823	00:23,787	00:27,313	233,09	13:21:21
4	01:41,378	00:23,061	00:27,103	00:23,921	00:27,293	231,43	13:23:02
5	01:41,199	00:23,180	00:26,912	00:23,816	00:27,291	228,17	13:24:43
6	01:41,192	00:23,152	00:26,947	00:23,728	00:27,365	228,98	13:26:24
7	01:40,820	00:23,018	00:26,862	00:23,708	00:27,232	229,79	13:28:05
8	01:40,970	00:23,075	00:26,829	00:23,784	00:27,282	232,26	13:29:46
9	01:42,630	00:23,479	00:27,359	00:24,232	00:27,560	231,43	13:31:29
10	01:41,395	00:23,426	00:26,901	00:23,772	00:27,296	229,79	13:33:10
11	01:41,382	00:23,211	00:27,166	00:23,719	00:27,286	230,60	13:34:52
12	01:41,632	00:23,275	00:26,921	00:23,979	00:27,457	228,17	13:36:33
13	01:41,666	00:23,305	00:26,988	00:23,956	00:27,417	227,37	13:38:15
14	01:42,061	00:23,291	00:27,248	00:23,903	00:27,619	228,17	13:39:57
15	01:42,276	00:23,392	00:27,129	00:24,221	00:27,534	227,37	13:41:39
16	01:41,917	00:23,346	00:27,005	00:24,054	00:27,512	226,57	13:43:21

25	DAVIS,Jamie GBR	PINAMOTO RS					
		P.Vmax: 31			T. Ideal: 01:41,223		
Lap	Time	Sector 1	Sector 2	Sector 3	Sector 4	V.Max	Hour
1	FIRST LAP	00:32,215	00:27,932	00:23,981	00:27,413	191,72	13:17:58





Circuit de la C.Valenciana

CAMPEONATO DE ESPAÑA DE SUPERBIKE

ANALYSIS / SECTORS Carrera 2 Supersport

17	01:42,804	00:23,491	00:27,315	00:24,198	00:27,800	225,00	13:45:04
18	01:43,117	00:23,430	00:27,300	00:24,289	00:28,098	225,00	13:46:47

31		FERNANDEZ,Adrian		T. FERNANDEZ			
ESP				P.Vmax: 20		T. Ideal: 01:39,115	
Lap	Time	Sector 1	Sector 2	Sector 3	Sector 4	V.Max	Hour
1	FIRST LAP	00:30,964	00:27,458	00:23,869	00:26,973	187,28	13:17:56
2	01:39,638	00:23,022	00:26,420	00:23,234	00:26,962	233,09	13:19:36
3	01:39,398	00:23,116	00:26,317	00:23,127	00:26,838	234,78	13:21:15
4	01:39,389	00:22,999	00:26,430	00:23,085	00:26,875	229,79	13:22:55
5	01:39,232	00:22,977	00:26,369	00:23,109	00:26,777	228,98	13:24:34
6	01:39,675	00:22,978	00:26,456	00:23,298	00:26,943	231,43	13:26:13
7	01:39,499	00:22,936	00:26,485	00:23,213	00:26,865	228,98	13:27:53
8	01:39,587	00:22,999	00:26,482	00:23,213	00:26,893	229,79	13:29:33
9	01:39,698	00:23,107	00:26,501	00:23,178	00:26,912	228,98	13:31:12
10	01:40,115	00:23,553	00:26,433	00:23,236	00:26,893	227,37	13:32:52
11	01:39,755	00:23,095	00:26,463	00:23,201	00:26,996	225,78	13:34:32
12	01:39,709	00:23,073	00:26,365	00:23,351	00:26,920	225,78	13:36:12
13	01:39,854	00:23,031	00:26,611	00:23,247	00:26,965	228,17	13:37:52
14	01:39,818	00:23,079	00:26,541	00:23,226	00:26,972	225,78	13:39:31
15	01:39,736	00:22,972	00:26,486	00:23,218	00:27,060	228,17	13:41:11
16	01:40,462	00:23,100	00:26,512	00:23,659	00:27,191	227,37	13:42:52
17	01:40,252	00:23,427	00:26,603	00:23,206	00:27,016	227,37	13:44:32
18	01:40,242	00:23,209	00:26,504	00:23,382	00:27,147	226,57	13:46:12

33		VALLE MUÑOZ,Daniel		SP57 R. TEAM			
ESP				P.Vmax: 20		T. Ideal: 01:37,704	
Lap	Time	Sector 1	Sector 2	Sector 3	Sector 4	V.Max	Hour
1	FIRST LAP	00:28,880	00:26,344	00:23,049	00:26,422	178,02	13:17:52
2	01:38,059	00:22,630	00:26,000	00:22,884	00:26,545	234,78	13:19:30
3	01:37,871	00:22,503	00:26,129	00:22,895	00:26,344	234,78	13:21:07
4	01:37,860	00:22,522	00:25,980	00:22,942	00:26,416	232,26	13:22:45
5	01:38,157	00:22,696	00:25,973	00:22,982	00:26,506	231,43	13:24:24

41		GONZALEZ,Alexis		XCTECH			
ESP				P.Vmax: 15		T. Ideal: 01:40,262	
Lap	Time	Sector 1	Sector 2	Sector 3	Sector 4	V.Max	Hour
1	FIRST LAP	00:30,839	00:27,361	00:24,190	00:27,495	190,59	13:17:57
2	01:40,390	00:22,963	00:26,762	00:23,288	00:27,377	235,64	13:19:37
3	01:40,557	00:23,001	00:26,926	00:23,381	00:27,249	232,26	13:21:18
4	01:41,560	00:23,444	00:27,186	00:23,515	00:27,415	229,79	13:22:59
5	01:41,441	00:23,440	00:26,979	00:23,654	00:27,368	232,26	13:24:41
6	01:41,308	00:23,406	00:27,042	00:23,450	00:27,410	227,37	13:26:22
7	01:41,161	00:23,277	00:26,918	00:23,494	00:27,472	228,98	13:28:03
8	01:45,796	00:23,368	00:26,860	00:27,252	00:28,316	228,17	13:29:49
9	01:42,388	00:23,546	00:27,575	00:23,739	00:27,528	229,79	13:31:31
10	01:41,732	00:23,535	00:27,175	00:23,664	00:27,358	227,37	13:33:13
11	01:41,550	00:23,399	00:27,134	00:23,445	00:27,572	225,78	13:34:55
12	01:41,283	00:23,347	00:27,087	00:23,522	00:27,327	225,78	13:36:36
13	01:40,804	00:23,272	00:26,835	00:23,422	00:27,275	226,57	13:38:17
14	01:41,056	00:23,161	00:27,035	00:23,335	00:27,525	227,37	13:39:58
15	01:41,137	00:23,116	00:26,885	00:23,765	00:27,371	229,79	13:41:39
16	01:40,945	00:23,249	00:26,911	00:23,442	00:27,343	226,57	13:43:20
17	01:41,094	00:23,308	00:26,877	00:23,495	00:27,414	225,00	13:45:01
18	01:40,822	00:23,191	00:26,934	00:23,379	00:27,318	229,79	13:46:42

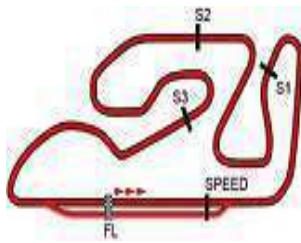
43		JESPERSEN,Simon		MDS RACING			
DEN				P.Vmax: 4		T. Ideal: 01:37,285	
Lap	Time	Sector 1	Sector 2	Sector 3	Sector 4	V.Max	Hour
1	FIRST LAP	00:28,136	00:26,105	00:22,840	00:26,346	175,61	13:17:50

45		SOTOJuan M.		PINAMOTO RS			
ESP				P.Vmax: 15		T. Ideal: 01:41,805	
Lap	Time	Sector 1	Sector 2	Sector 3	Sector 4	V.Max	Hour
1	FIRST LAP	00:31,973	00:28,610	00:24,303	00:27,640	191,15	13:17:59
2	01:42,270	00:23,467	00:27,130	00:24,072	00:27,601	235,64	13:19:42
3	01:41,900	00:23,250	00:27,180	00:23,899	00:27,571	229,79	13:21:24
4	01:43,306	00:23,205	00:27,648	00:24,298	00:28,155	227,37	13:23:07
5	01:42,380	00:23,393	00:27,213	00:24,112	00:27,662	229,79	13:24:49
6	01:45,858	00:26,014	00:27,978	00:24,109	00:27,757	227,37	13:26:35
7	01:43,440	00:23,393	00:27,558	00:24,412	00:28,077	228,98	13:28:19
8	01:42,577	00:23,440	00:27,334	00:23,916	00:27,887	227,37	13:30:01
9	01:47,827	00:28,372	00:27,602	00:24,114	00:27,739	226,57	13:31:49

47		VERDUGO,Luis M.		DR7 HMAX			
ESP				P.Vmax: 5		T. Ideal: 01:39,833	
Lap	Time	Sector 1	Sector 2	Sector 3	Sector 4	V.Max	Hour
1	FIRST LAP	00:31,557	00:28,161	00:24,224	00:27,328	187,28	13:17:58
2	01:40,874	00:23,283	00:26,920	00:23,608	00:27,063	237,36	13:19:39
3	01:39,884	00:22,828	00:26,587	00:23,420	00:27,049	233,94	13:21:19
4	01:40,857	00:23,085	00:26,843	00:23,746	00:27,183	233,09	13:23:00
5	01:41,141	00:23,273	00:26,892	00:23,860	00:27,116	233,09	13:24:41
6	01:41,586	00:23,622	00:26,864	00:23,792	00:27,308	233,09	13:26:22
7	01:40,761	00:23,159	00:26,683	00:23,658	00:27,261	234,78	13:28:03
8	01:40,076	00:22,777	00:26,646	00:23,496	00:27,157	233,09	13:29:43
9	01:40,622	00:22,956	00:26,820	00:23,580	00:27,266	230,60	13:31:24
10	01:40,455	00:23,054	00:26,671	00:23,516	00:27,214	228,98	13:33:04
11	01:40,531	00:23,070	00:26,722	00:23,589	00:27,150	228,98	13:34:45
12	01:40,935	00:23,031	00:26,733	00:23,656	00:27,515	228,17	13:36:26
13	01:40,789	00:23,057	00:26,834	00:23,620	00:27,278	228,17	13:38:07
14	01:40,950	00:23,025	00:26,987	00:23,665	00:27,273	229,79	13:39:48
15	01:40,726	00:22,977	00:26,795	00:23,627	00:27,327	229,79	13:41:28
16	01:40,987	00:23,176	00:26,740	00:23,708	00:27,363	227,37	13:43:09
17	01:41,071	00:23,034	00:26,893	00:23,709	00:27,435	227,37	13:44:50
18	01:41,076	00:23,138	00:26,749	00:23,759	00:27,430	228,98	13:46:31

48		ROIG,Nil		GASSS RACING			
ESP				P.Vmax: 1		T. Ideal: 01:38,457	
Lap	Time	Sector 1	Sector 2	Sector 3	Sector 4	V.Max	Hour
1	FIRST LAP	00:29,298	00:26,783	00:23,206	00:26,690	186,74	13:17:53
2	01:38,944	00:22,774	00:26,195	00:23,300	00:26,675	240,89	13:19:32
3	01:39,056	00:22,859	00:26,335	00:23,265	00:26,597	240,89	13:21:11





Circuit de la C.Valenciana

CAMPEONATO DE ESPAÑA DE SUPERBIKE

ANALYSIS / SECTORS Carrera 2 Supersport

4	01:38,893	00:22,852	00:26,385	00:23,008	00:26,648	233,09	13:22:50
5	01:38,995	00:22,742	00:26,110	00:23,304	00:26,839	237,36	13:24:29
6	01:39,104	00:22,854	00:26,187	00:23,237	00:26,826	235,64	13:26:08
7	01:39,264	00:22,879	00:26,266	00:23,247	00:26,872	235,64	13:27:47
8	01:39,442	00:22,967	00:26,373	00:23,164	00:26,938	235,64	13:29:27
9	01:39,726	00:22,844	00:26,549	00:23,257	00:27,076	235,64	13:31:06
10	01:39,224	00:22,934	00:26,224	00:23,307	00:26,759	229,79	13:32:45
11	01:39,418	00:22,849	00:26,318	00:23,335	00:26,916	238,24	13:34:25
12	01:39,395	00:22,778	00:26,273	00:23,285	00:27,059	237,36	13:36:04
13	01:39,641	00:23,024	00:26,302	00:23,355	00:26,960	229,79	13:37:44
14	01:39,995	00:23,101	00:26,435	00:23,381	00:27,078	236,50	13:39:24
15	01:40,185	00:22,976	00:26,604	00:23,395	00:27,210	234,78	13:41:04
16	01:40,478	00:23,083	00:26,545	00:23,493	00:27,357	233,09	13:42:45
17	01:40,935	00:23,167	00:26,629	00:23,534	00:27,605	231,43	13:44:26
18	01:41,855	00:23,693	00:26,875	00:23,513	00:27,774	232,26	13:46:07

49	PEREZ,Alex	DR7 HMAX					
	ESP	P.Vmax: 7 T. Ideal: 01:38,973					
Lap	Time	Sector 1	Sector 2	Sector 3	Sector 4	V.Max	Hour
1	FIRST LAP	00:30,032	00:27,174	00:23,249	00:26,844	180,00	13:17:54
2	01:39,551	00:22,873	00:26,683	00:23,011	00:26,984	236,50	13:19:34
3	01:40,228	00:23,182	00:26,636	00:23,425	00:26,985	234,78	13:21:14
4	01:39,156	00:22,848	00:26,270	00:23,188	00:26,850	235,64	13:22:53
5	01:39,218	00:22,922	00:26,359	00:23,041	00:26,896	230,60	13:24:32
6	01:39,337	00:22,878	00:26,385	00:23,123	00:26,951	230,60	13:26:12
7	01:39,303	00:22,914	00:26,327	00:23,090	00:26,972	231,43	13:27:51
8	01:39,779	00:23,069	00:26,440	00:23,181	00:27,089	231,43	13:29:31
9	01:39,771	00:22,940	00:26,520	00:23,231	00:27,080	233,09	13:31:11
10	01:40,004	00:23,003	00:26,573	00:23,341	00:27,087	229,79	13:32:51
11	01:39,810	00:23,061	00:26,380	00:23,178	00:27,191	228,17	13:34:30
12	01:40,960	00:23,058	00:26,615	00:23,560	00:27,727	228,17	13:36:11
13	01:41,830	00:23,347	00:27,231	00:23,639	00:27,613	226,57	13:37:53
14	01:41,617	00:23,561	00:26,740	00:23,676	00:27,640	225,00	13:39:35
15	01:41,839	00:23,697	00:26,853	00:23,689	00:27,600	223,45	13:41:17
16	01:41,373	00:23,756	00:26,596	00:23,667	00:27,354	219,66	13:42:58
17	01:41,220	00:23,350	00:26,629	00:23,681	00:27,560	224,22	13:44:39
18	01:42,485	00:23,466	00:26,838	00:24,294	00:27,887	225,78	13:46:22

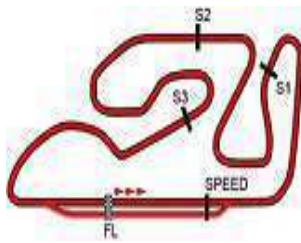
52	ERILL,Guillem	DEZA - ISMABON R.					
	ESP	P.Vmax: 15 T. Ideal: 01:38,315					
Lap	Time	Sector 1	Sector 2	Sector 3	Sector 4	V.Max	Hour
1	FIRST LAP	00:30,150	00:27,703	00:23,937	00:26,938	184,09	13:17:56
2	01:39,138	00:22,874	00:26,249	00:23,228	00:26,787	235,64	13:19:35
3	01:39,041	00:22,786	00:26,078	00:23,178	00:26,999	235,64	13:21:14
4	01:38,383	00:22,689	00:26,047	00:23,014	00:26,633	231,43	13:22:52
5	01:39,496	00:23,616	00:26,144	00:22,984	00:26,752	233,09	13:24:32
6	01:38,866	00:22,745	00:26,278	00:23,136	00:26,707	231,43	13:26:11
7	01:38,788	00:22,731	00:26,087	00:23,100	00:26,870	230,60	13:27:49
8	01:38,447	00:22,651	00:26,048	00:23,054	00:26,694	229,79	13:29:28
9	01:38,678	00:22,708	00:26,184	00:23,037	00:26,749	231,43	13:31:06
10	01:39,379	00:23,016	00:26,104	00:23,337	00:26,922	233,94	13:32:46
11	01:39,326	00:22,764	00:26,388	00:23,173	00:27,001	228,17	13:34:25
12	01:39,089	00:22,799	00:26,251	00:23,180	00:26,859	226,57	13:36:04
13	01:39,036	00:22,692	00:26,249	00:23,269	00:26,826	230,60	13:37:43
14	01:38,881	00:22,913	00:26,089	00:23,064	00:26,815	229,79	13:39:22
15	01:39,094	00:22,849	00:26,190	00:23,221	00:26,834	228,17	13:41:01
16	01:39,278	00:22,833	00:26,256	00:23,349	00:26,840	226,57	13:42:41
17	01:39,303	00:22,947	00:26,086	00:23,217	00:27,053	226,57	13:44:20
18	01:38,700	00:22,753	00:26,085	00:23,062	00:26,800	228,17	13:45:59

55	TOLEDO,Alex	MRE TALENT					
	ESP	P.Vmax: 28 T. Ideal: 01:38,082					
Lap	Time	Sector 1	Sector 2	Sector 3	Sector 4	V.Max	Hour
1	FIRST LAP	00:29,209	00:26,376	00:23,137	00:26,668	178,02	13:17:52
2	01:38,229	00:22,627	00:25,915	00:22,872	00:26,815	233,09	13:19:30
3	01:38,595	00:22,887	00:26,107	00:22,928	00:26,673	230,60	13:21:09
4	01:39,434	00:22,709	00:26,358	00:23,516	00:26,851	229,79	13:22:49
5	01:39,208	00:22,963	00:26,116	00:23,280	00:26,849	227,37	13:24:28
6	01:38,829	00:22,743	00:26,231	00:23,056	00:26,799	230,60	13:26:07
7	01:38,710	00:22,738	00:26,138	00:23,113	00:26,721	229,79	13:27:45
8	01:38,674	00:22,717	00:26,145	00:23,043	00:26,769	231,43	13:29:24
9	01:38,875	00:22,790	00:26,205	00:23,113	00:26,767	230,60	13:31:03
10	01:39,081	00:22,825	00:26,202	00:23,197	00:26,857	228,98	13:32:42
11	01:39,571	00:22,903	00:26,219	00:23,466	00:26,983	226,57	13:34:21
12	01:39,383	00:22,899	00:26,264	00:23,280	00:26,940	226,57	13:36:01
13	01:39,659	00:22,929	00:26,282	00:23,389	00:27,059	227,37	13:37:41
14	01:39,246	00:22,865	00:26,252	00:23,260	00:26,869	226,57	13:39:20
15	01:39,214	00:22,822	00:26,249	00:23,248	00:26,895	228,17	13:40:59
16	01:39,465	00:22,932	00:26,279	00:23,295	00:26,959	226,57	13:42:38
17	01:39,446	00:22,938	00:26,292	00:23,230	00:26,986	226,57	13:44:18
18	01:39,507	00:22,983	00:26,314	00:23,163	00:27,047	227,37	13:45:57

57	KOSKINEN,KENNY	KALLIO RACING J.					
	FIN	P.Vmax: 7 T. Ideal: 01:38,275					
Lap	Time	Sector 1	Sector 2	Sector 3	Sector 4	V.Max	Hour
1	FIRST LAP	00:30,228	00:27,255	00:23,837	00:26,935	184,62	13:17:55
2	01:39,018	00:22,694	00:26,295	00:23,151	00:26,878	233,94	13:19:34
3	01:38,990	00:23,027	00:26,190	00:22,993	00:26,780	236,50	13:21:13
4	01:38,673	00:22,686	00:26,323	00:23,050	00:26,614	236,50	13:22:52
5	01:38,709	00:22,885	00:26,076	00:23,006	00:26,742	231,43	13:24:31
6	01:38,809	00:22,842	00:26,223	00:23,073	00:26,671	231,43	13:26:09
7	01:39,186	00:22,798	00:26,349	00:23,187	00:26,852	232,26	13:27:49
8	01:38,742	00:22,592	00:26,359	00:23,057	00:26,734	230,60	13:29:27
9	01:38,953	00:22,656	00:26,279	00:23,149	00:26,869	230,60	13:31:06
10	01:39,052	00:22,748	00:26,345	00:23,186	00:26,773	228,98	13:32:45
11	01:39,366	00:22,913	00:26,251	00:23,260	00:26,942	227,37	13:34:25
12	01:39,119	00:22,774	00:26,359	00:23,181	00:26,805	226,57	13:36:04
13	01:39,417	00:22,841	00:26,425	00:23,249	00:26,902	228,17	13:37:43
14	01:39,426	00:22,845	00:26,458	00:23,121	00:27,002	228,17	13:39:23
15	01:38,968	00:22,874	00:26,224	00:23,075	00:26,795	228,98	13:41:02
16	01:39,154	00:22,839	00:26,163	00:23,264	00:26,888	229,79	13:42:41
17	01:39,374	00:22,978	00:26,142	00:23,127	00:27,127	230,60	13:44:20
18	01:38,863	00:22,715	00:26,170	00:23,059	00:26,919	230,60	13:45:59

64	FABRI,Davide	H43 T NOBBY-T-B					
	ITA	P.Vmax: 28 T. Ideal: 01:39,880					
Lap	Time	Sector 1	Sector 2	Sector 3	Sector 4	V.Max	Hour
1	FIRST LAP	00:30,410	00:27,545	00:24,147	00:27,574	185,14	13:17:57
2	01:41,107	00:23,389	00:26,987	00:23,452	00:27,279	230,60	13:19:38
3	01:40,172	00:23,145	00:26,679	00:23,264	00:27,084	232,26	13:21:18
4	01:41,253	00:23,795	00:26,944	00:23,381	00:27,133	233,09	13:22:59
5	01:40,031	00:23,241	00:26,579	00:23,156	00:27,055	227,37	13:24:39
6	01:40,876	00:23,153	00:26,854	00:23,551	00:27,318	228,98	13:26:20
7	01:40,782	00:23,334	00:26,710	00:23,323	00:27,415	231,43	13:28:01
8	01:40,509	00:23,207	00:26,687	00:23,275	00:27,340	228,98	13:29:41
9	01:40,817	00:23,278	00:26,855	00:23,402	00:27,282	228,17	13:31:22
10	01:40,319	00:23,127	00:26,698	00:23,328	00:27,166	227,37	13:33:02
11	01:40,445	00:23,269	00:26,596	00:23,240	00:27,340	226,57	13:34:43





Circuit de la C.Valenciana

CAMPEONATO DE ESPAÑA DE SUPERBIKE

ANALYSIS / SECTORS Carrera 2 Supersport

12	01:40,411	00:23,211	00:26,593	00:23,370	00:27,237	225,78	13:36:23
13	01:40,810	00:23,409	00:26,800	00:23,398	00:27,203	227,37	13:38:04
14	01:40,782	00:23,610	00:26,852	00:23,210	00:27,110	228,17	13:39:45
15	01:40,396	00:23,236	00:26,631	00:23,322	00:27,207	228,17	13:41:25
16	01:40,524	00:23,215	00:26,594	00:23,336	00:27,379	226,57	13:43:06
17	01:40,304	00:23,090	00:26,660	00:23,364	00:27,190	225,78	13:44:46
18	01:40,601	00:23,225	00:26,628	00:23,411	00:27,337	227,37	13:46:27

89		MOLINA, Antonio		ARCO-MOTOR U. T.			
ESP		P.Vmax: 33		T. Ideal: 01:43,974			
Lap	Time	Sector 1	Sector 2	Sector 3	Sector 4	V.Max	Hour
1	FIRST LAP	00:32,423	00:28,294	00:24,632	00:27,801	186,74	13:18:00
2	01:44,289	00:24,643	00:27,370	00:24,160	00:28,116	219,66	13:19:44
3	01:46,708	00:25,469	00:27,828	00:24,815	00:28,596	219,66	13:21:31
4	01:47,336	00:25,175	00:28,064	00:24,906	00:29,191	203,13	13:23:18
5	01:53,390	00:25,498	00:30,834	00:26,422	00:30,636	205,71	13:25:12
6	01:50,739	00:25,424	00:29,580	00:25,429	00:30,306	195,18	13:27:02
7	01:50,595	00:26,102	00:29,011	00:25,424	00:30,058	190,03	13:28:53
8	01:48,687	00:25,234	00:28,877	00:25,380	00:29,196	201,87	13:30:42
9	01:49,231	00:25,044	00:28,827	00:25,884	00:29,476	203,13	13:32:31
10	01:54,104	00:27,387	00:30,594	00:26,550	00:29,573	199,38	13:34:25
11	01:49,554	00:25,240	00:29,429	00:25,420	00:29,465	200,00	13:36:15
12	01:48,574	00:25,092	00:28,785	00:25,114	00:29,583	200,62	13:38:03
13	01:49,930	00:25,208	00:28,837	00:25,995	00:29,890	201,24	13:39:53
14	01:50,385	00:25,891	00:28,633	00:25,800	00:30,061	203,13	13:41:44
15	01:50,324	00:25,823	00:29,103	00:25,656	00:29,742	199,38	13:43:34
16	01:51,769	00:25,195	00:28,699	00:28,053	00:29,822	203,77	13:45:26
17	01:49,338	00:25,092	00:28,697	00:25,634	00:29,915	199,38	13:47:15

71		PATOVA, Kimi		RAM R. YAMAHA			
FIN		P.Vmax: 7		T. Ideal: 01:38,910			
Lap	Time	Sector 1	Sector 2	Sector 3	Sector 4	V.Max	Hour
1	FIRST LAP	00:29,772	00:27,568	00:23,896	00:27,273	187,28	13:17:55
2	01:39,186	00:22,898	00:26,348	00:23,210	00:26,730	232,26	13:19:35
3	01:39,702	00:23,100	00:26,389	00:23,281	00:26,932	236,50	13:21:14
4	01:39,711	00:23,141	00:26,286	00:23,202	00:27,082	235,64	13:22:54
5	01:39,569	00:22,801	00:26,514	00:23,258	00:26,996	231,43	13:24:34
6	01:41,731	00:22,954	00:26,503	00:25,154	00:27,120	230,60	13:26:15
7	01:40,043	00:23,185	00:26,517	00:23,331	00:27,010	232,26	13:27:55
8	01:40,021	00:22,960	00:26,565	00:23,360	00:27,136	231,43	13:29:35
9	01:40,349	00:23,173	00:26,564	00:23,544	00:27,068	231,43	13:31:16
10	01:39,988	00:23,144	00:26,502	00:23,318	00:27,024	228,17	13:32:56
11	01:40,368	00:23,171	00:26,559	00:23,543	00:27,095	226,57	13:34:36
12	01:40,184	00:23,152	00:26,397	00:23,479	00:27,156	228,17	13:36:16
13	01:40,734	00:23,476	00:26,752	00:23,330	00:27,176	227,37	13:37:57
14	01:40,171	00:23,188	00:26,550	00:23,361	00:27,072	229,79	13:39:37
15	01:39,569	00:22,980	00:26,341	00:23,138	00:27,110	228,17	13:41:17
16	01:39,844	00:23,261	00:26,241	00:23,308	00:27,034	229,79	13:42:57
17	01:39,653	00:22,941	00:26,309	00:23,345	00:27,058	228,98	13:44:36
18	01:40,141	00:23,166	00:26,578	00:23,312	00:27,085	228,98	13:46:16

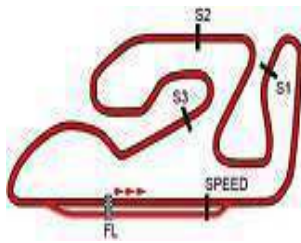
91		FLOROV, Mihail		YAMAHA STRATOS			
BUL		P.Vmax: 32		T. Ideal: 01:40,216			
Lap	Time	Sector 1	Sector 2	Sector 3	Sector 4	V.Max	Hour
1	FIRST LAP	00:32,092	00:28,297	00:24,248	00:27,613	187,28	13:17:59
2	01:41,169	00:23,504	00:26,861	00:23,540	00:27,264	230,60	13:19:40
3	01:41,037	00:23,273	00:26,835	00:23,713	00:27,216	227,37	13:21:21
4	01:41,159	00:23,164	00:26,798	00:23,709	00:27,488	225,78	13:23:02
5	01:41,043	00:23,246	00:26,717	00:23,684	00:27,396	223,45	13:24:44
6	01:41,251	00:23,314	00:26,702	00:23,759	00:27,476	225,78	13:26:25
7	01:41,041	00:23,209	00:26,593	00:23,638	00:27,601	225,00	13:28:06
8	01:40,695	00:23,376	00:26,592	00:23,395	00:27,332	224,22	13:29:47
9	01:41,943	00:23,358	00:27,219	00:23,920	00:27,446	225,78	13:31:28
10	01:40,568	00:23,223	00:26,674	00:23,368	00:27,303	221,92	13:33:09
11	01:41,595	00:23,664	00:26,887	00:23,501	00:27,543	220,41	13:34:51
12	01:41,013	00:23,402	00:26,634	00:23,554	00:27,423	225,78	13:36:32
13	01:40,685	00:23,360	00:26,712	00:23,390	00:27,223	223,45	13:38:12
14	01:40,519	00:23,159	00:26,601	00:23,287	00:27,472	222,68	13:39:53
15	01:40,749	00:23,321	00:26,602	00:23,467	00:27,359	222,68	13:41:34
16	01:40,436	00:23,121	00:26,705	00:23,371	00:27,239	222,68	13:43:14
17	01:41,345	00:23,192	00:27,099	00:23,498	00:27,556	221,92	13:44:55
18	01:42,653	00:23,648	00:27,138	00:23,846	00:28,021	220,41	13:46:38

74		CASAS, Ferran		MDR SPAIN CIRCUITS			
ESP		P.Vmax: 20		T. Ideal: 01:38,120			
Lap	Time	Sector 1	Sector 2	Sector 3	Sector 4	V.Max	Hour
1	FIRST LAP	00:29,545	00:26,921	00:23,574	00:26,744	180,00	13:17:54
2	01:38,329	00:22,598	00:26,184	00:22,885	00:26,662	232,26	13:19:32
3	01:38,714	00:22,990	00:26,152	00:22,969	00:26,603	234,78	13:21:11
4	01:38,290	00:22,734	00:26,109	00:22,905	00:26,542	231,43	13:22:49
5	01:39,088	00:22,772	00:26,433	00:23,076	00:26,807	233,09	13:24:28
6	01:38,895	00:22,858	00:26,095	00:23,192	00:26,750	233,09	13:26:07

93		POULSEN, Mathias		MDS RACING			
DEN		P.Vmax: 27		T. Ideal: 01:40,224			
Lap	Time	Sector 1	Sector 2	Sector 3	Sector 4	V.Max	Hour
1	FIRST LAP	00:30,670	00:27,638	00:24,205	00:27,426	187,83	13:17:57
2	01:41,273	00:23,496	00:26,785	00:23,762	00:27,230	233,09	13:19:38
3	01:40,232	00:23,154	00:26,542	00:23,352	00:27,184	231,43	13:21:18
4	01:41,100	00:23,442	00:26,931	00:23,504	00:27,223	229,79	13:22:59
5	01:41,394	00:23,457	00:26,879	00:23,733	00:27,325	232,26	13:24:41
6	01:41,368	00:23,515	00:26,930	00:23,732	00:27,191	233,94	13:26:22
7	01:41,307	00:23,613	00:26,990	00:23,410	00:27,294	231,43	13:28:03
8	01:41,158	00:23,464	00:26,754	00:23,662	00:27,278	231,43	13:29:45
9	01:40,679	00:23,267	00:26,757	00:23,468	00:27,187	225,78	13:31:25
10	01:40,644	00:23,316	00:26,702	00:23,441	00:27,185	224,22	13:33:06

81		NASSI, Felix		MDR SPAIN CIRCUITS			
FIN		P.Vmax: 15		T. Ideal: 01:40,106			
Lap	Time	Sector 1	Sector 2	Sector 3	Sector 4	V.Max	Hour
1	FIRST LAP	00:31,043	00:28,506	00:23,991	00:27,342	187,83	13:17:58
2	01:41,916	00:23,852	00:26,974	00:23,758	00:27,332	233,94	13:19:40
3	01:41,172	00:23,361	00:26,930	00:23,736	00:27,145	235,64	13:21:21
4	01:40,411	00:23,160	00:26,794	00:23,442	00:27,015	232,26	13:23:01
5	01:40,594	00:22,986	00:27,153	00:23,375	00:27,080	228,17	13:24:42
6	01:40,852	00:23,150	00:26,833	00:23,506	00:27,363	231,43	13:26:23
7	01:41,102	00:23,359	00:27,105	00:23,430	00:27,208	233,94	13:28:04
8	01:41,279	00:23,028	00:26,730	00:24,064	00:27,457	233,94	13:29:45
9	01:40,616	00:23,266	00:26,772	00:23,495	00:27,083	230,60	13:31:26
10	01:41,321	00:23,350	00:26,891	00:23,664	00:27,416	228,98	13:33:07
11	01:42,111	00:23,558	00:27,133	00:23,867	00:27,553	226,57	13:34:49
12	01:41,888	00:23,347	00:27,293	00:23,650	00:27,598	228,17	13:36:31
13	01:42,280	00:23,700	00:27,551	00:23,667	00:27,362	226,57	13:38:13
14	01:41,755	00:23,258	00:27,317	00:23,675	00:27,505	228,98	13:39:55
15	01:41,757	00:23,599	00:27,117	00:23,658	00:27,383	227,37	13:41:37
16	01:41,620	00:23,327	00:27,038	00:23,778	00:27,477	226,57	13:43:18





Circuit de la C.Valenciana

CAMPEONATO DE ESPAÑA DE SUPERBIKE

ANALYSIS / SECTORS Carrera 2 Supersport

11	01:41,066	00:23,456	00:26,748	00:23,501	00:27,361	223,45	13:34:47	4	01:37,258	00:22,426	00:25,800	00:22,619	00:26,413	230,60	13:22:43
12	01:41,311	00:23,574	00:26,880	00:23,523	00:27,334	221,92	13:36:28	5	01:37,440	00:22,498	00:25,870	00:22,607	00:26,465	228,98	13:24:21
13	01:41,568	00:23,522	00:26,842	00:23,654	00:27,550	224,22	13:38:10	6	01:38,166	00:22,553	00:25,947	00:22,775	00:26,891	229,79	13:25:59
14	01:41,580	00:23,554	00:26,800	00:23,616	00:27,610	222,68	13:39:51	7	01:37,785	00:22,668	00:25,927	00:22,713	00:26,477	228,17	13:27:37
15	01:41,095	00:23,456	00:26,664	00:23,521	00:27,454	222,68	13:41:33	8	01:37,556	00:22,571	00:25,909	00:22,664	00:26,412	231,43	13:29:14
16	01:40,715	00:23,216	00:26,692	00:23,493	00:27,314	221,16	13:43:13	9	02:17,126	00:54,286	00:32,491	00:23,397	00:26,952	234,78	13:31:31
17	01:40,605	00:23,252	00:26,591	00:23,462	00:27,300	221,92	13:44:54	10	01:38,548	00:22,681	00:26,324	00:23,045	00:26,498	231,43	13:33:10
18	01:40,497	00:23,314	00:26,534	00:23,440	00:27,209	224,22	13:46:34	11	01:38,529	00:22,868	00:26,183	00:22,775	00:26,703	233,94	13:34:48


95	TAKALA,Veritti	KALLIO RACING J.					
	FIN	P.Vmax: 7 T. Ideal: 01:38,053					
Lap	Time	Sector 1	Sector 2	Sector 3	Sector 4	V.Max	Hour
1	FIRST LAP	00:29,083	00:26,757	00:23,173	00:26,645	175,14	13:17:53
2	01:38,381	00:22,711	00:26,056	00:23,039	00:26,575	236,50	13:19:31
3	01:38,585	00:22,746	00:26,129	00:23,130	00:26,580	235,64	13:21:09
4	01:39,073	00:23,098	00:26,083	00:23,240	00:26,652	231,43	13:22:49
5	01:38,553	00:22,616	00:26,129	00:23,071	00:26,737	230,60	13:24:27
6	01:38,914	00:22,978	00:26,219	00:23,039	00:26,678	227,37	13:26:06
7	01:38,176	00:22,556	00:25,999	00:22,931	00:26,690	231,43	13:27:44
8	01:38,558	00:22,634	00:26,108	00:23,140	00:26,676	231,43	13:29:23
9	01:38,625	00:22,605	00:26,209	00:23,051	00:26,760	231,43	13:31:01
10	01:38,414	00:22,731	00:26,119	00:22,997	00:26,567	229,79	13:32:40
11	01:38,492	00:22,628	00:26,139	00:23,099	00:26,626	228,17	13:34:18
12	01:38,562	00:22,625	00:26,183	00:23,120	00:26,634	227,37	13:35:57
13	01:38,730	00:22,657	00:26,141	00:23,235	00:26,697	228,98	13:37:36
14	01:40,714	00:24,012	00:26,925	00:23,078	00:26,699	228,98	13:39:16
15	01:38,819	00:22,754	00:26,202	00:23,016	00:26,847	229,79	13:40:55
16	01:39,144	00:22,873	00:26,271	00:23,123	00:26,877	228,17	13:42:34
17	01:39,693	00:22,976	00:26,422	00:23,212	00:27,083	227,37	13:44:14
18	01:39,799	00:22,979	00:26,406	00:23,355	00:27,059	228,17	13:45:54

97	EDGELEY,Laurence	T. EDGE RST R.					
	GBR	P.Vmax: 7 T. Ideal: 01:40,803					
Lap	Time	Sector 1	Sector 2	Sector 3	Sector 4	V.Max	Hour
1	FIRST LAP	00:32,221	00:28,577	00:24,868	00:27,636	194,01	13:18:00
2	01:43,716	00:23,451	00:27,007	00:25,590	00:27,668	236,50	13:19:44
3	01:41,466	00:23,356	00:26,866	00:23,836	00:27,408	233,94	13:21:25
4	01:42,170	00:23,662	00:27,096	00:23,920	00:27,492	231,43	13:23:08
5	01:42,364	00:23,419	00:27,685	00:23,709	00:27,551	231,43	13:24:50
6	01:41,730	00:23,334	00:27,041	00:23,772	00:27,583	231,43	13:26:32
7	01:41,401	00:23,314	00:26,822	00:23,869	00:27,396	228,17	13:28:13
8	01:41,213	00:23,309	00:26,896	00:23,665	00:27,343	233,94	13:29:54
9	01:41,312	00:23,428	00:26,970	00:23,676	00:27,238	232,26	13:31:36
10	01:42,096	00:23,475	00:26,900	00:24,160	00:27,561	232,26	13:33:18
11	01:41,814	00:23,496	00:27,007	00:23,888	00:27,423	229,79	13:34:59
12	01:41,079	00:23,240	00:26,833	00:23,582	00:27,424	230,60	13:36:41
13	01:41,017	00:23,274	00:26,743	00:23,728	00:27,272	228,17	13:38:22
14	01:41,427	00:23,290	00:26,982	00:23,726	00:27,429	229,79	13:40:03
15	01:41,958	00:23,402	00:26,926	00:24,129	00:27,501	228,17	13:41:45
16	01:41,879	00:23,514	00:26,949	00:23,822	00:27,594	228,17	13:43:27
17	01:42,028	00:23,524	00:27,070	00:23,927	00:27,507	228,17	13:45:09
18	01:42,329	00:23,452	00:26,966	00:24,176	00:27,735	229,79	13:46:51

99	GUTIERREZ,Oscar	ANDOTRANS T. T.					
	ESP	P.Vmax: 20 T. Ideal: 01:37,099					
Lap	Time	Sector 1	Sector 2	Sector 3	Sector 4	V.Max	Hour
1	FIRST LAP	00:28,438	00:26,357	00:22,715	00:26,328	173,73	13:17:51
2	01:37,682	00:22,364	00:26,060	00:22,687	00:26,571	228,98	13:19:28
3	01:37,630	00:22,658	00:25,812	00:22,772	00:26,388	232,26	13:21:06



CRONOCIRCUIT: crono@circuitricardotormo.com



Circuit de la C.Valenciana

12 - 13 SEPTIEMBRE 2020

Circuit de la C.Valenciana

Carrera 2 Supersport

LISTADO DEL CUADRANTE

	V1	V2	V3	V4	V5	V6	V7	V8	V9	V10	V11	V12	V13	V14	V15	V16	V17	V18
10 - SANCHIS,David	43	99	99	99	99	10	10	10	10	10	10	10	10	10	10	10	10	10
19 - DIAZ,Joan	99	43	10	10	10	99	99	99	43	43	19	19	19	19	19	19	19	19
12 - GOMEZ,Borja	10	10	43	43	43	43	43	43	12	19	19	43	43	43	43	12	12	12
7 - SMITH,Kyle	12	12	12	12	12	12	12	12	19	12	12	12	12	12	7	7	7	7
95 - TAKALA,Vertti	33	33	33	33	33	19	19	19	7	7	7	7	7	7	7	95	95	95
55 - TOLEDO,Alex	18	55	18	18	18	7	7	7	95	95	95	95	95	95	95	55	55	55
52 - ERILL,Guillem	55	18	55	19	19	95	95	95	55	55	55	55	55	55	55	52	52	52
57 - KOSKINEN,KENNY	95	95	19	55	95	55	55	55	57	57	57	57	57	52	52	57	57	57
48 - ROIG,Nil	48	19	95	95	7	74	48	48	48	48	48	48	52	52	57	48	48	48
27 - BORNBER,Alex	19	48	74	74	55	48	57	57	52	52	52	48	48	48	48	27	27	27
31 - FERNANDEZ,Adrian	7	74	48	7	74	27	52	52	5	5	27	27	27	5	27	31	31	31
5 - STRUDWICK,Thomas	74	7	7	48	48	57	27	5	27	27	5	5	5	27	5	5	5	5
43 - JESPERSEN,Simon	27	27	27	27	27	52	5	27	49	49	49	49	31	31	31	43	43	43
71 - PATOVA,Kimi	49	49	5	57	57	5	49	49	31	31	31	31	49	49	49	71	71	71
99 - GUTIERREZ,Oscar	5	5	57	5	5	49	31	31	71	71	71	71	71	71	71	49	49	99
49 - PEREZ,Alex	57	57	52	52	52	31	71	71	64	64	64	64	64	99	99	99	99	49
64 - FABRI,Davide	71	71	49	49	49	71	64	64	47	47	47	47	99	64	64	64	64	64
47 - VERDUGO,Luis M.	9	52	71	71	71	9	41	47	93	93	93	99	47	47	47	47	47	47
93 - POULSEN,Mathias	52	9	31	31	31	64	47	93	81	99	93	93	93	93	93	93	93	93
21 - MONTERO,Eduardo	31	31	9	9	9	41	93	81	8	8	81	81	21	21	21	21	21	21
91 - FLOROV,Mihail	64	41	41	64	64	93	81	8	91	91	21	21	91	91	91	91	91	91
41 - GONZALEZ,Alexis	41	64	64	41	41	47	8	29	29	21	91	91	81	81	81	81	81	41
81 - NASSI,Felix	93	93	93	93	93	81	29	91	21	99	29	29	29	29	41	41	41	81
29 - NUÑEZ,Juan J.	21	47	47	47	47	8	91	21	99	29	41	41	41	41	29	29	29	29
97 - EDGELEY,Laurence	81	29	8	8	8	29	21	41	41	41	25	97	97	97	97	97	97	97
25 - DAVIS,Jamie	29	81	29	81	81	91	25	25	25	25	97	25	25	25	25	25	25	25
89 - MOLINA,Antonio	47	8	81	29	29	21	97	97	97	8P	89	89	89	89	89	89	89	89
- DESCLASIFICADOS NO BANDER	25	91	91	91	91	25	45	45	45	89	89	89	89	89	89	89	89	89
8 - MORILLAS,Erik	8	45	45	25	21	97	9P	89	89	18	18P	18P	18P	18P	18P	18P	18P	18P
18 - VIU,Aleix	91	25	25	21	25	45	89	18	18	18	18	18	18	18	18	18	18	18
45 - SOTO,Juan M.	45	97	97	45	45	89	18	18	18	18	18	18	18	18	18	18	18	18
9 - GOMEZ,Franisco	89	89	21	97	97	18	18	18	18	18	18	18	18	18	18	18	18	18
74 - CASAS,Ferran	97	21	89	89	89	89	89	89	89	89	89	89	89	89	89	89	89	89
33 - VALLE MUÑOZ,Daniel																		

Presidente del Jurado

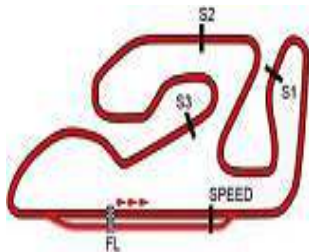
Director de Carrera

Cronometrador



CRONOCIRCUIT: crono@circuitricardotormo.com

MasterTiming, sistemas y productos de cronometraje profesional- By Eventronic Tech. Tel.: 965 28 21 84 Alicante - www.mastertiming.es -



Circuit de la C.Valenciana

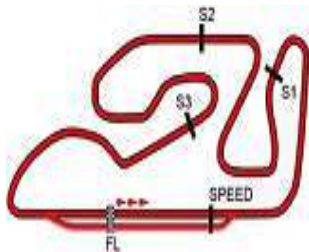
CAMPEONATO DE ESPAÑA DE SUPERBIKE

Análisis por vuelta Carrera 2 Supersport

Lap: 1			Lap: 2			Lap: 3			Lap: 4			Lap: 5			Lap: 6			Lap: 7					
Num	Tiempo	GAP	Num	Tiempo	GAP	Num	Tiempo	GAP	Num	Tiempo	GAP	Num	Tiempo	GAP	Num	Tiempo	GAP	Num	Tiempo	GAP			
43	FIRST LAP		99	01:37,682		99	01:37,630		99	01:37,440		99	01:37,440		10	01:37,810		10	01:37,712		10	01:37,682	
99	FIRST LAP	0,411	43	01:38,166	0,073	10	01:37,573	0,341	10	01:37,427	0,320	10	01:37,427	0,320	99	01:38,166	0,036	99	01:37,785	0,109	99	01:37,785	0,109
10	FIRST LAP	0,822	10	01:37,669	0,398	43	01:38,301	0,744	43	01:38,048	1,515	43	01:38,048	1,515	43	01:38,166	1,836	43	01:38,151	2,275	43	01:38,151	2,275
12	FIRST LAP	1,057	12	01:37,772	0,736	12	01:37,946	1,052	12	01:38,052	2,466	12	01:38,052	2,466	12	01:38,451	1,836	12	01:38,334	3,179	12	01:38,334	3,179
33	FIRST LAP	1,268	33	01:38,059	1,234	18	01:37,841	2,345	18	01:38,157	2,794	18	01:38,157	2,794	12	01:38,221	2,557	12	01:38,334	3,179	12	01:38,334	3,179
18	FIRST LAP	1,634	55	01:38,229	2,099	55	01:38,595	3,064	55	01:38,553	6,402	55	01:38,553	6,402	19	01:37,883	4,238	19	01:37,929	4,455	19	01:37,929	4,455
55	FIRST LAP	1,963	18	01:38,593	2,134	19	01:38,043	3,473	19	01:40,228	7,928	19	01:40,228	7,928	7	01:38,219	6,572	7	01:38,024	6,884	7	01:38,024	6,884
95	FIRST LAP	2,231	95	01:38,381	2,519	95	01:38,585	3,474	71	01:39,702	8,247	71	01:39,702	8,247	95	01:38,914	7,186	95	01:38,024	6,884	95	01:38,024	6,884
48	FIRST LAP	2,550	19	01:38,499	3,060	74	01:38,714	4,677	31	01:39,398	9,150	31	01:39,398	9,150	71	01:38,221	2,557	71	01:38,024	6,884	71	01:38,024	6,884
19	FIRST LAP	2,654	48	01:38,944	3,401	48	01:39,056	4,827	9	01:40,462	10,163	9	01:40,462	10,163	95	01:38,829	7,707	95	01:38,024	6,884	95	01:38,024	6,884
7	FIRST LAP	2,926	74	01:38,329	3,593	7	01:38,805	5,074	41	01:40,557	11,682	41	01:40,557	11,682	7	01:38,219	6,572	7	01:38,024	6,884	7	01:38,024	6,884
74	FIRST LAP	3,357	7	01:39,066	3,899	27	01:38,847	6,245	27	01:40,557	11,682	27	01:40,557	11,682	95	01:38,829	7,707	95	01:38,024	6,884	95	01:38,024	6,884
27	FIRST LAP	3,730	27	01:39,391	5,028	5	01:39,076	6,896	5	01:40,557	11,682	5	01:40,557	11,682	74	01:38,829	7,707	74	01:38,024	6,884	74	01:38,024	6,884
49	FIRST LAP	3,872	49	01:39,551	5,330	57	01:38,990	7,113	57	01:40,557	11,682	57	01:40,557	11,682	7	01:38,219	6,572	7	01:38,024	6,884	7	01:38,024	6,884
5	FIRST LAP	4,041	5	01:39,502	5,450	52	01:39,041	7,757	52	01:40,557	11,682	52	01:40,557	11,682	95	01:38,914	7,186	95	01:38,024	6,884	95	01:38,024	6,884
57	FIRST LAP	4,828	57	01:39,018	5,753	49	01:40,228	7,928	49	01:40,557	11,682	49	01:40,557	11,682	7	01:38,219	6,572	7	01:38,024	6,884	7	01:38,024	6,884
71	FIRST LAP	5,082	71	01:39,186	6,175	49	01:40,228	7,928	49	01:40,557	11,682	49	01:40,557	11,682	95	01:38,914	7,186	95	01:38,024	6,884	95	01:38,024	6,884
9	FIRST LAP	5,260	52	01:39,138	6,346	71	01:39,702	8,247	71	01:40,557	11,682	71	01:40,557	11,682	7	01:38,219	6,572	7	01:38,024	6,884	7	01:38,024	6,884
52	FIRST LAP	5,301	9	01:40,164	7,331	31	01:39,398	9,150	31	01:40,557	11,682	31	01:40,557	11,682	95	01:38,914	7,186	95	01:38,024	6,884	95	01:38,024	6,884
31	FIRST LAP	5,837	31	01:39,638	7,382	9	01:40,462	10,163	9	01:40,557	11,682	9	01:40,557	11,682	74	01:38,829	7,707	74	01:38,024	6,884	74	01:38,024	6,884
64	FIRST LAP	6,249	41	01:40,390	8,755	41	01:40,557	11,682	41	01:40,557	11,682	41	01:40,557	11,682	48	01:38,829	7,707	48	01:38,024	6,884	48	01:38,024	6,884
41	FIRST LAP	6,458	41	01:40,390	8,755	41	01:40,557	11,682	41	01:40,557	11,682	41	01:40,557	11,682	48	01:38,829	7,707	48	01:38,024	6,884	48	01:38,024	6,884
93	FIRST LAP	6,512	93	01:40,390	8,755	48	01:39,056	4,827	48	01:40,557	11,682	48	01:40,557	11,682	48	01:38,829	7,707	48	01:38,024	6,884	48	01:38,024	6,884
21	FIRST LAP	6,549	21	01:40,390	8,755	7	01:38,805	5,074	7	01:40,557	11,682	7	01:40,557	11,682	48	01:38,829	7,707	48	01:38,024	6,884	48	01:38,024	6,884
81	FIRST LAP	7,455	81	01:40,390	8,755	27	01:38,847	6,245	27	01:40,557	11,682	27	01:40,557	11,682	48	01:38,829	7,707	48	01:38,024	6,884	48	01:38,024	6,884
29	FIRST LAP	7,537	29	01:40,390	8,755	5	01:39,076	6,896	5	01:40,557	11,682	5	01:40,557	11,682	48	01:38,829	7,707	48	01:38,024	6,884	48	01:38,024	6,884
47	FIRST LAP	7,843	47	01:40,390	8,755	57	01:38,990	7,113	57	01:40,557	11,682	57	01:40,557	11,682	48	01:38,829	7,707	48	01:38,024	6,884	48	01:38,024	6,884
25	FIRST LAP	8,114	25	01:40,390	8,755	52	01:39,041	7,757	52	01:40,557	11,682	52	01:40,557	11,682	48	01:38,829	7,707	48	01:38,024	6,884	48	01:38,024	6,884
8	FIRST LAP	8,461	8	01:40,390	8,755	49	01:40,228	7,928	49	01:40,557	11,682	49	01:40,557	11,682	48	01:38,829	7,707	48	01:38,024	6,884	48	01:38,024	6,884
91	FIRST LAP	8,823	91	01:40,390	8,755	71	01:39,702	8,247	71	01:40,557	11,682	71	01:40,557	11,682	48	01:38,829	7,707	48	01:38,024	6,884	48	01:38,024	6,884
45	FIRST LAP	9,099	45	01:40,390	8,755	31	01:39,398	9,150	31	01:40,557	11,682	31	01:40,557	11,682	48	01:38,829	7,707	48	01:38,024	6,884	48	01:38,024	6,884
89	FIRST LAP	9,723	89	01:40,390	8,755	9	01:40,462	10,163	9	01:40,557	11,682	9	01:40,557	11,682	48	01:38,829	7,707	48	01:38,024	6,884	48	01:38,024	6,884
97	FIRST LAP	9,875	97	01:40,390	8,755	41	01:40,557	11,682	41	01:40,557	11,682	41	01:40,557	11,682	48	01:38,829	7,707	48	01:38,024	6,884	48	01:38,024	6,884



CRONOCIRCUIT: crono@circuitricardotormo.com



Circuit de la C.Valenciana

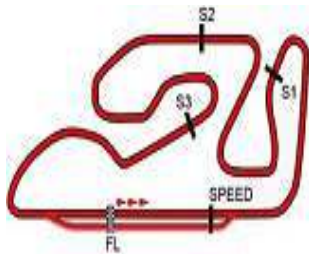
CAMPEONATO DE ESPAÑA DE SUPERBIKE

Análisis por vuelta Carrera 2 Supersport

Num	Tiempo	GAP	Num	Tiempo	GAP	Num	Tiempo	GAP	Num	Tiempo	GAP
91	01:41,041	29,260	47	01:40,622	32,053	5	01:40,000	20,810	48	01:39,641	19,134
21	01:40,399	31,010	93	01:40,679	33,432	49	01:39,810	21,776	27	01:40,198	24,379
25	01:41,880	34,139	81	01:40,616	33,806	31	01:39,755	23,570	5	01:40,101	24,621
18	03:47,573	34,942	8	01:40,822	34,870	71	01:40,368	27,497	31	01:39,854	26,868
97	01:41,401	36,459	91	01:41,943	36,570	64	01:40,445	34,307	49	01:41,830	28,301
45	01:43,440	41,990	29	01:42,630	36,900	47	01:40,531	36,377	71	01:40,734	32,150
9	PIT	53,992	21	01:40,701	36,987	93	01:41,066	38,480	89	01:48,574	38,412
89	01:50,595	01:16,5	99	02:17,126	39,463	99	01:38,529	39,878	64	01:40,810	39,263
Lap: 8			41	01:42,388	39,468	81	01:42,111	40,576	99	01:38,249	40,316
Num	Tiempo	GAP	18	01:39,293	39,737	21	01:40,663	41,183	47	01:40,789	41,836
10	01:37,534		25	01:42,370	43,282	18	01:39,968	41,884	93	01:41,568	45,094
99	01:37,556	0,131	97	01:41,312	43,656	91	01:41,595	42,071	21	01:40,463	46,856
43	01:38,245	2,986	45	01:47,827	57,066	29	01:41,382	43,015	91	01:40,685	47,504
12	01:38,256	3,901	Lap: 10			41	01:41,550	46,088	81	01:42,280	48,479
19	01:37,665	4,586	Num	Tiempo	GAP	25	01:42,004	50,832	29	01:41,666	50,048
7	01:38,266	7,616	10	01:38,343		97	01:41,814	50,904	41	01:40,804	51,910
95	01:38,558	8,674	89	01:49,231	0,764	8	PIT	52,594	97	01:41,017	56,735
55	01:38,674	9,845	43	01:38,488	3,556	Lap: 12			25	01:42,719	59,438
48	01:39,442	12,451	19	01:37,779	3,938	Num	Tiempo	GAP	Num	Tiempo	GAP
57	01:38,742	13,158	12	01:38,472	4,598	10	01:38,236		10	01:38,124	
52	01:38,447	13,663	7	01:38,209	8,256	19	01:37,939	3,356	19	01:38,241	3,485
5	01:39,243	15,733	95	01:38,414	9,576	43	01:38,481	3,824	43	01:38,096	3,852
27	01:39,935	16,317	55	01:39,081	11,664	12	01:38,398	5,004	12	01:38,109	5,235
49	01:39,779	16,647	57	01:39,052	15,026	7	01:38,361	8,379	7	01:38,397	8,902
31	01:39,587	18,458	48	01:39,224	15,264	95	01:38,562	10,075	95	01:40,714	13,366
71	01:40,021	21,248	52	01:39,379	15,583	55	01:39,383	14,063	55	01:39,246	16,815
64	01:40,509	27,182	5	01:39,847	19,129	57	01:39,119	16,956	52	01:38,881	19,207
47	01:40,076	29,225	27	01:39,838	19,402	52	01:39,089	17,443	57	01:39,426	19,646
93	01:41,158	30,547	49	01:40,004	20,285	48	01:39,395	17,522	48	01:39,995	21,005
81	01:41,279	30,984	31	01:40,115	22,134	27	01:39,940	22,210	5	01:40,547	27,044
8	01:41,445	31,842	71	01:39,988	25,448	5	01:39,975	22,549	27	01:40,797	27,052
29	01:40,970	32,064	64	01:40,319	32,181	49	01:40,960	24,500	31	01:39,818	28,562
91	01:40,695	32,421	47	01:40,455	34,165	31	01:39,709	25,043	49	01:41,617	31,794
21	01:40,604	34,080	93	01:40,644	35,733	89	01:49,554	27,867	71	01:40,171	34,197
41	01:45,796	34,874	81	01:41,321	36,784	71	01:40,184	29,445	99	01:38,653	40,845
18	01:40,830	38,238	8	01:41,472	37,999	64	01:40,411	36,482	64	01:40,782	41,921
25	01:42,101	38,706	91	01:40,568	38,795	47	01:40,935	39,076	47	01:40,950	44,662
97	01:41,213	40,138	21	01:40,195	38,839	99	01:38,454	40,096	93	01:41,580	48,550
45	01:42,577	47,033	99	01:38,548	39,668	93	01:41,311	41,555	21	01:40,814	49,546
89	01:48,687	01:27,6	29	01:41,395	39,952	81	01:41,888	44,228	91	01:40,519	49,899
Lap: 9			18	01:38,841	40,235	21	01:41,475	44,422	89	01:49,930	50,218
Num	Tiempo	GAP	41	01:41,732	42,857	91	01:41,013	44,848	81	01:41,755	52,110
10	01:37,794		25	01:42,208	47,147	29	01:41,632	46,411	29	01:42,061	53,985
43	01:38,219	3,411	97	01:42,096	47,409	41	01:41,283	49,135	41	01:41,056	54,842
12	01:38,362	4,469	Lap: 11			25	01:42,152	54,748	97	01:41,427	01:00,0
19	01:37,710	4,502	Num	Tiempo	GAP	18	PIT	01:18,1	25	01:42,631	01:03,9
7	01:38,568	8,390	10	01:38,319		Lap: 13			Lap: 15		
95	01:38,625	9,505	43	01:38,342	3,579	Num	Tiempo	GAP	Num	Tiempo	GAP
55	01:38,875	10,926	19	01:38,034	3,653	10	01:38,029		10	01:38,233	
57	01:38,953	14,317	12	01:38,563	4,842	19	01:38,041	3,368	19	01:38,267	3,519
48	01:39,726	14,383	7	01:38,317	8,254	43	01:38,085	3,880	43	01:38,169	3,788
52	01:38,678	14,547	95	01:38,492	9,749	12	01:38,275	5,250	12	01:38,359	5,361
5	01:39,686	17,625	55	01:39,571	12,916	7	01:38,279	8,629	7	01:38,701	9,370
27	01:39,384	17,907	57	01:39,366	16,073	95	01:38,730	10,776	95	01:38,819	13,952
49	01:39,771	18,624	48	01:39,418	16,363	55	01:39,659	15,693	55	01:39,214	17,796
31	01:39,698	20,362	89	01:54,104	16,549	57	01:39,417	18,344	52	01:39,094	20,068
71	01:40,349	23,803	52	01:39,326	16,590	52	01:39,036	18,450	57	01:38,968	20,381
64	01:40,817	30,205	27	01:39,423	20,506						



CRONOCIRCUIT: crono@circuitricardotormo.com



Circuit de la C.Valenciana

CAMPEONATO DE ESPAÑA DE SUPERBIKE

Análisis por vuelta Carrera 2 Supersport

48	01:40,185	22,957	27	01:40,424	33,145
27	01:40,353	29,172	31	01:40,252	33,825
5	01:40,496	29,307	5	01:40,900	34,533
31	01:39,736	30,065	43	01:39,053	36,210
49	01:41,839	35,400	71	01:39,653	38,076
71	01:39,569	35,533	49	01:41,220	41,039
99	01:39,030	41,642	99	01:38,766	42,434
64	01:40,396	44,084	64	01:40,304	47,958
47	01:40,726	47,155	47	01:41,071	52,259
93	01:41,095	51,412	93	01:40,605	55,778
21	01:40,815	52,128	21	01:40,757	56,177
91	01:40,749	52,415	91	01:41,345	57,242
81	01:41,757	55,634	81	01:42,091	01:02,3
41	01:41,137	57,746	41	01:41,094	01:02,8
29	01:42,276	58,028	29	01:42,804	01:05,7
89	01:50,385	01:02,3	97	01:42,028	01:10,7
97	01:41,958	01:03,7	25	01:43,072	01:18,4
25	01:43,384	01:09,0	89	01:51,769	01:27,5

Lap: 16

Num	Tiempo	GAP
-----	--------	-----

10	01:38,356	
19	01:38,451	3,614
12	01:38,471	5,476
7	01:38,789	9,803
95	01:39,144	14,740
55	01:39,465	18,905
52	01:39,278	20,990
57	01:39,154	21,179
48	01:40,478	25,079
27	01:40,503	31,319
31	01:40,462	32,171
5	01:41,280	32,231
43	02:10,323	35,755
71	01:39,844	37,021
49	01:41,373	38,417
99	01:38,980	42,266
64	01:40,524	46,252
47	01:40,987	49,786
93	01:40,715	53,771
21	01:40,246	54,018
91	01:40,436	54,495
81	01:41,620	58,898
41	01:40,945	01:00,3
29	01:41,917	01:01,5
97	01:41,879	01:07,2
25	01:43,216	01:13,9
89	01:50,324	01:14,3

Lap: 18

Num	Tiempo	GAP
-----	--------	-----

10	01:39,766	
19	01:38,889	2,767
12	01:39,386	5,172
7	01:39,279	9,515
95	01:39,799	15,868
55	01:39,507	19,494
52	01:38,700	20,629
57	01:38,863	21,052
48	01:41,855	29,505
27	01:40,547	33,926
31	01:40,242	34,301
5	01:40,463	35,230
43	01:38,866	35,310
71	01:40,141	38,451
99	01:38,941	41,609
49	01:42,485	43,758
64	01:40,601	48,793
47	01:41,076	53,569
93	01:40,497	56,509
21	01:40,176	56,587
91	01:42,653	01:00,1
41	01:40,822	01:03,8
81	01:41,906	01:04,5
29	01:43,117	01:09,1
97	01:42,329	01:13,2
25	01:42,491	01:21,1
89	01:49,338	01:37,0

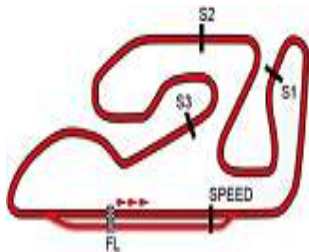
Lap: 17

Num	Tiempo	GAP
-----	--------	-----

10	01:38,598	
19	01:38,628	3,644
12	01:38,674	5,552
7	01:38,797	10,002
95	01:39,693	15,835
55	01:39,446	19,753
52	01:39,303	21,695
57	01:39,374	21,955
48	01:40,935	27,416



CRONOCIRCUIT: crono@circuitricardotormo.com



Circuit de la C.Valenciana

CAMPEONATO DE ESPAÑA DE SUPERBIKE

Velocidades máximas Carrera 2 Supersport

Name	Country/Res	Brand	Best 5 max. speed					Media	Max.
5 STRUDWICK,Thomas		Yamaha	240,9	240,9	240,9	240,0	238,2	240,2	240,9
48 ROIG,Nil	ESP	Yamaha	240,9	240,9	238,2	237,4	237,4	238,9	240,9
19 DIAZ,Joan	ESP	Yamaha	240,0	238,2	236,5	235,6	235,6	237,2	240,0
43 JESPERSEN,Simon	DEN	Honda	238,2	237,4	237,4	237,4	235,6	237,2	238,2
21 MONTERO,Eduardo	ESP	Yamaha	237,4	234,8	234,8	233,1	233,1	234,6	237,4
47 VERDUGO,Luis M.	ESP	Yamaha	237,4	234,8	233,9	233,1	233,1	234,5	237,4
49 PEREZ,Alex	ESP	Yamaha	236,5	235,6	234,8	233,1	231,4	234,3	236,5
7 SMITH,Kyle	GBR	Yamaha	236,5	236,5	235,6	234,8	234,8	235,6	236,5
71 PATOVA,Kimi	FIN	Yamaha	236,5	235,6	232,3	232,3	231,4	233,6	236,5
57 KOSKINEN,KENNY	FIN	Yamaha	236,5	236,5	233,9	232,3	231,4	234,1	236,5
10 SANCHIS,David	ESP	Yamaha	236,5	234,8	233,1	233,1	232,3	233,9	236,5
29 NUÑEZ,Juan J.	ESP	Yamaha	236,5	233,1	232,3	231,4	231,4	232,9	236,5
97 EDGELEY,Laurence	GBR	Yamaha	236,5	233,9	233,9	232,3	232,3	233,8	236,5
95 TAKALA,Vertti	FIN	Yamaha	236,5	235,6	231,4	231,4	231,4	233,3	236,5
45 SOTO,Juan M.	ESP	Yamaha	235,6	229,8	229,8	229,0	227,4	230,3	235,6
52 ERILL,Guillem	ESP	Kawasaki	235,6	235,6	233,9	233,1	231,4	233,9	235,6
41 GONZALEZ,Alexis	ESP	Yamaha	235,6	232,3	232,3	229,8	229,8	231,9	235,6
27 BORNER,Alex	GER	Yamaha	235,6	234,8	233,9	233,9	233,9	234,4	235,6
81 NASSI,Felix	FIN	Yamaha	235,6	233,9	233,9	233,9	232,3	233,9	235,6
12 GOMEZ,Borja	ESP	Yamaha	234,8	233,9	233,1	232,3	231,4	233,1	234,8
9 GOMEZ,Franisco	ESP	Yamaha	234,8	233,1	229,8	227,4	227,4	230,5	234,8
18 VIU,Aleix	ESP	Yamaha	234,8	233,9	233,1	233,1	233,1	233,6	234,8
33 VALLE MUÑOZ,Daniel	ESP	Yamaha	234,8	234,8	232,3	231,4	178,0	222,3	234,8
99 GUTIERREZ,Oscar	ESP	Yamaha	234,8	233,9	232,3	232,3	232,3	233,1	234,8
74 CASAS,Ferran	ESP	Yamaha	234,8	233,1	233,1	232,3	231,4	232,9	234,8
31 FERNANDEZ,Adrian	ESP	Yamaha	234,8	233,1	231,4	229,8	229,8	231,8	234,8
93 POULSEN,Mathias	DEN	Honda	233,9	233,1	232,3	231,4	231,4	232,4	233,9
55 TOLEDO,Alex	ESP	Yamaha	233,1	231,4	230,6	230,6	230,6	231,3	233,1
64 FABRI,Davide	ITA	Yamaha	233,1	232,3	231,4	230,6	229,0	231,3	233,1
8 MORILLAS,Erik	ESP	Yamaha	233,1	232,3	229,8	229,0	228,2	230,5	233,1
25 DAVIS,Jamie	GBR	Yamaha	231,4	226,6	226,6	224,2	223,4	226,4	231,4
91 FLOROV,Mihail	BUL	Yamaha	230,6	227,4	225,8	225,8	225,8	227,1	230,6
89 MOLINA,Antonio	ESP	Yamaha	219,7	219,7	205,7	203,8	203,1	210,4	219,7