

CAMPEONATO DE ESPAÑA DE SUPERBIKE

12 - 13 SEPTIEMBRE 2020

Circuit de la C.Valenciana

Length: 4005 metros

Results

Ent.Cronometrado

SBK Junior

Pos.	N.	Rider	Team	Motorcycle	Nat.	Best Lap	iL	Laps	Gap	Interval	Speed	Tyr.	Cat.
1	42	PEREZ ORNEDO, Raul	ALARXA RACING	Kawasaki	ESP	01:46,586	6	11			135,27	PI	KA
2	4	FERNANDEZ, Eric	SPEED RACING	Kawasaki	ESP	01:46,663	15	15	00:00,077	00:00,077	135,17	PI	KA
3	87	KAWAKAMI, Eliton	YAMAHA MS R.	Yamaha	BRA	01:46,681	4	10	00:00,095	00:00,018	135,15	PI	YA
4	18	HEREDIA, Angel	DEZA - ISMABON R. T.	Kawasaki	ESP	01:47,146	11	14	00:00,560	00:00,465	134,56	PI	KA
5	94	LLAMBIAS, Facundo A.	PL RACING J. T.	Kawasaki	URU	01:47,154	5	13	00:00,568	00:00,008	134,55	PI	KA
6	91	JIMENEZ, Borja	POLI-SPORT R.	Kawasaki	ESP	01:47,228	5	10	00:00,642	00:00,074	134,46	PI	KA
7	5	PEREZ, Francesc	ETG RACING	Yamaha	ESP	01:47,316	12	14	00:00,730	00:00,088	134,35	PI	YA
8	61	GARCIA, Iker	ALARXA RACING	Kawasaki	ESP	01:47,412	6	12	00:00,826	00:00,096	134,23	PI	KA
9	78	MOGEDA, Daniel	T. SPN RACING-598	Kawasaki	ESP	01:47,468	6	13	00:00,882	00:00,056	134,16	PI	KA
10	9	IGLESIAS, Iñigo	IMC	Kawasaki	ESP	01:47,520	11	14	00:00,934	00:00,052	134,1	PI	KA
11	8	GIMENEZ, Carlos	ARCO-MOTOR U. T.	Yamaha	ESP	01:47,529	13	14	00:00,943	00:00,009	134,08	PI	YA
12	27	DIAZ, Alvaro	ARCO-MOTOR U. T.	Yamaha	ESP	01:47,623	4	15	00:01,037	00:00,094	133,97	PI	YA
13	37	GONZALEZ, Mauro	ARCO-MOTORR U. T.	Yamaha	ESP	01:47,797	13	14	00:01,211	00:00,174	133,75	PI	YA
14	43	GARCIA, Steward	FUSIÓN R. TEAM	Kawasaki	COL	01:47,940	4	15	00:01,354	00:00,143	133,57	PI	KA
15	35	SAIZ, Yeray	M. MOYA-TECNIR.	Kawasaki	ESP	01:47,992	12	16	00:01,406	00:00,052	133,51	PI	KA
16	28	ARREDONDO, Luis F.	PL R. JUNIOR T.	Kawasaki	COL	01:48,009	13	15	00:01,423	00:00,017	133,49	PI	KA
17	53	YEBRA, Hector	HYCOMPETICION T.	Kawasaki	ESP	01:48,086	13	14	00:01,500	00:00,077	133,39	PI	KA
18	93	RODRIGUEZ, Raul	2R R. AUTO TIETA	Kawasaki	ESP	01:48,150	9	14	00:01,564	00:00,064	133,31	PI	KA
19	39	VALENTIM, Enzo	SPN RACING-598	Kawasaki	BRA	01:48,174	12	14	00:01,588	00:00,024	133,29	PI	KA
20	74	CONESA, J. Antonio	GASSS R. TEAM	Yamaha	ESP	01:48,179	5	15	00:01,593	00:00,005	133,28	PI	YA
21	11	CORRAL, Javier	I+DENT RACING	Yamaha	ESP	01:48,221	10	10	00:01,635	00:00,042	133,23	PI	YA
22	99	SANCHEZ, Josue	ALMA R. TEAM	Kawasaki	ESP	01:48,413	11	13	00:01,827	00:00,192	132,99	PI	KA
23	81	RIVERA, Juan E.	AUSTIN R.- VHC L. M	Kawasaki	COL	01:49,393	12	13	00:02,807	00:00,980	131,8	PI	KA
24	59	JIMENEZ, Sergio	I+DENT RACING	Yamaha	ESP	01:49,431	11	16	00:02,845	00:00,038	131,75	PI	YA
25	21	RAPOSEIRAS, Jordi	ALARXA RACING	Kawasaki	AND	01:49,762	9	15	00:03,176	00:00,331	131,36	PI	KA
26	56	MORILLAS, Dayron	YAMAHA MS R.	Yamaha	ESP	01:49,783	7	14	00:03,197	00:00,021	131,33	PI	YA
27	88	CABANA, Biel		Yamaha	ESP	01:49,904	15	15	00:03,318	00:00,121	131,19	PI	YA
28	38	NESBAKKEN, OLa	T. TACK KAWASAKI	Kawasaki	ESP	01:50,171	15	16	00:03,585	00:00,267	130,87	PI	KA
29	80	CORREIA, Vasco	T.M.L CONCELHO	Kawasaki	POR	01:50,219	11	15	00:03,633	00:00,048	130,81	PI	KA
30	55	LOPEZ, Marcos	ALMA R. TEAM	Kawasaki	ESP	01:50,854	10	14	00:04,268	00:00,635	130,06	PI	KA
31	70	VENANCIO, Santiago	MS RACING	Yamaha	POR	01:50,943	13	13	00:04,357	00:00,089	129,96	PI	YA
32	30	AZNAR, Joel	SPEED RACING	Kawasaki	ESP	01:51,674	13	15	00:05,088	00:00,731	129,11	PI	KA
33	58	RUIVINHO, Isaac	T. M. L. CONCELHO	Kawasaki	POR	01:52,327	6	15	00:05,741	00:00,653	128,36	PI	KA
Not Classified: 01:48,402													
.	24	LOPEZ, Enrique	ALMA R. TEAM	Kawasaki	ESP	02:16,697	4	5	00:30,111	00:24,370	105,47	PI	KA

Circuit de la C.Valenciana

Final Official

Provisional Official

Length: 4005 m. Hour: 10:59

JURY:

Hour:

C.of the Course:

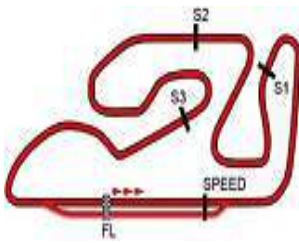
Hour: 12/09/2020

C.Timekeeper:

Hour: 11:52:05



CRONOCIRCUIT: crono@circuitricardotormo.com



Circuit de la C.Valenciana

12 - 13 SEPTIEMBRE 2020

Circuit de la C.Valenciana

CAMPEONATO DE ESPAÑA DE SUPERBIKE

ANALYSIS / SECTORS Ent.Cronometrado SBK Junior

Lap	Time	SPEED RACING					Hour
		Sector 1	Sector 2	Sector 3	Sector 4	V.Max	
		P.Vmax: 31				T. Ideal: 01:46,525	
4	FERNANDEZ, Eric ESP						
1	START	02:06,282	00:29,809	00:25,453	00:30,297		11:03:29
2	01:48,191	00:25,486	00:28,188	00:24,722	00:29,795	172,34	11:05:18
3	01:47,643	00:25,325	00:28,074	00:24,592	00:29,652	172,34	11:07:05
4	NULL	00:25,240	00:27,902	00:24,509	00:29,638	172,80	11:08:52
5	PIT	00:26,374	00:28,296	00:24,736	00:33,589	171,88	11:10:45
6	02:03,740	00:40,593	00:28,426	00:25,009	00:29,712		11:12:49
7	NULL	00:25,190	00:27,726	00:24,507	00:29,629	172,80	11:14:36
8	01:46,985	00:25,280	00:27,755	00:24,365	00:29,585	173,26	11:16:23
9	01:46,862	00:25,227	00:27,677	00:24,346	00:29,612	172,34	11:18:10
10	PIT	00:25,236	00:28,113	00:24,609	00:34,357	171,88	11:20:02
11	03:10,818	01:47,101	00:29,147	00:24,634	00:29,936		11:23:13
12	01:46,705	00:25,041	00:27,714	00:24,412	00:29,538	175,14	11:25:00
13	NULL	00:25,107	00:27,799	00:24,423	00:29,602	173,26	11:26:47
14	01:46,906	00:25,282	00:27,720	00:24,341	00:29,563	171,43	11:28:34
15	01:46,663	00:25,159	00:27,605	00:24,356	00:29,543	170,98	11:30:20

Lap	Time	ETG RACING					Hour
		Sector 1	Sector 2	Sector 3	Sector 4	V.Max	
		P.Vmax: 4				T. Ideal: 01:47,083	
5	PEREZ, Francesc ESP						
1	START	00:39,580	00:34,010	00:31,420	00:30,888		11:02:13
2	01:49,575	00:25,999	00:28,367	00:25,038	00:30,171	181,51	11:04:03
3	01:48,591	00:25,378	00:28,194	00:24,964	00:30,055	173,73	11:05:52
4	01:48,450	00:25,379	00:28,084	00:24,927	00:30,060	173,26	11:07:40
5	01:48,472	00:25,357	00:28,119	00:24,916	00:30,080	172,80	11:09:28
6	01:48,398	00:25,190	00:28,107	00:24,876	00:30,225	174,66	11:11:17
7	PIT	00:26,077	00:29,071	00:25,745	00:36,926	172,80	11:13:15
8	06:15,767	04:52,743	00:28,259	00:24,889	00:29,876		11:19:30
9	PIT	00:25,307	00:28,066	00:24,954	00:34,885	173,26	11:21:24
10	02:24,276	01:01,175	00:28,213	00:24,788	00:30,100		11:23:48
11	01:47,528	00:24,906	00:28,222	00:24,616	00:29,784	180,50	11:25:35
12	01:47,316	00:25,116	00:27,987	00:24,564	00:29,649	176,57	11:27:23
13	01:48,921	00:25,121	00:27,964	00:25,850	00:29,986	181,51	11:29:12
14	01:50,913	00:26,244	00:29,060	00:25,170	00:30,439	176,09	11:31:03

Lap	Time	ARCO-MOTOR U. T.					Hour
		Sector 1	Sector 2	Sector 3	Sector 4	V.Max	
		P.Vmax: 21				T. Ideal: 01:47,180	
8	GIMENEZ, Carlos ESP						
1	START	01:28,850	00:28,966	00:25,040	00:31,315		11:02:52
2	01:51,083	00:25,572	00:28,353	00:27,176	00:29,982	167,01	11:04:43
3	01:53,346	00:25,306	00:27,974	00:29,094	00:30,972	178,51	11:06:36
4	01:47,776	00:25,328	00:28,111	00:24,649	00:29,688	172,80	11:08:24
5	01:53,311	00:25,300	00:27,832	00:29,829	00:30,350	175,14	11:10:17
6	01:50,855	00:25,203	00:28,566	00:26,653	00:30,433	175,61	11:12:08
7	01:50,625	00:25,648	00:27,867	00:25,158	00:31,952	174,19	11:13:59
8	01:48,023	00:25,185	00:28,362	00:24,687	00:29,789	176,57	11:15:47
9	PIT	00:25,485	00:28,996	00:25,410	00:36,842	173,26	11:17:43
10	05:02,759	03:37,158	00:29,314	00:25,837	00:30,450		11:22:46
11	01:47,721	00:25,357	00:27,930	00:24,547	00:29,887	173,26	11:24:34
12	01:49,083	00:25,437	00:28,933	00:25,006	00:29,707	171,88	11:26:23
13	01:47,529	00:25,311	00:28,054	00:24,475	00:29,689	175,61	11:28:11
14	01:53,374	00:28,457	00:29,636	00:24,727	00:30,554	171,88	11:30:04

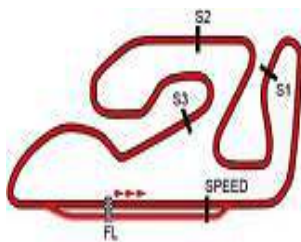
Lap	Time	IMC					Hour
		Sector 1	Sector 2	Sector 3	Sector 4	V.Max	
		P.Vmax: 17				T. Ideal: 01:47,381	
9	IGLESIAS, Iñigo ESP						
1	START	00:37,160	00:35,186	00:32,984	00:31,350		11:02:14

2	01:50,028	00:26,067	00:28,747	00:25,064	00:30,150	177,05	11:04:04
3	NULL	00:25,522	00:28,252	00:24,675	00:29,889	174,66	11:05:53
4	01:47,981	00:25,413	00:28,035	00:24,692	00:29,841	175,61	11:07:41
5	01:48,025	00:25,306	00:28,053	00:24,748	00:29,918	177,05	11:09:29
6	PIT	00:28,900	00:29,951	00:25,758	00:38,576	172,80	11:11:32
7	PIT	04:14,135	00:29,241	00:26,066	00:38,082		11:17:19
8	02:47,828	01:16,430	00:28,710	00:27,005	00:35,683		11:20:07
9	01:48,075	00:25,474	00:27,963	00:24,709	00:29,929	178,02	11:21:55
10	NULL	00:26,214	00:28,934	00:25,044	00:30,282	176,57	11:23:46
11	01:47,520	00:25,294	00:27,771	00:24,511	00:29,944	176,09	11:25:33
12	01:48,475	00:25,481	00:27,981	00:24,548	00:30,465	174,19	11:27:22
13	01:50,617	00:25,258	00:28,134	00:27,338	00:29,887	179,01	11:29:12
14	01:50,433	00:26,082	00:28,559	00:24,944	00:30,848	176,09	11:31:03

Lap	Time	I+DENT RACING					Hour
		Sector 1	Sector 2	Sector 3	Sector 4	V.Max	
		P.Vmax: 29				T. Ideal: 01:48,019	
11	CORRAL, Javier ESP						
1	PIT	00:52,120	00:30,380	00:26,460	00:36,089		11:02:23
2	PIT	06:09,516	00:28,758	00:25,612	00:35,197		11:10:02
3	03:19,028	01:51,825	00:30,108	00:26,022	00:31,073		11:13:21
4	01:50,650	00:25,820	00:29,311	00:25,024	00:30,495	176,57	11:15:11
5	01:48,417	00:25,687	00:28,023	00:24,746	00:29,961	171,43	11:17:00
6	01:49,222	00:26,028	00:28,102	00:24,952	00:30,140	176,09	11:18:49
7	PIT	00:27,379	00:30,100	00:25,551	00:37,902	174,19	11:20:50
8	07:17,046	05:51,840	00:29,110	00:25,369	00:30,727		11:28:07
9	01:48,584	00:25,740	00:28,044	00:24,617	00:30,183	170,08	11:29:55
10	01:48,221	00:25,525	00:28,020	00:24,513	00:30,163	171,88	11:31:44

Lap	Time	DEZA - ISMABON R. T.					Hour
		Sector 1	Sector 2	Sector 3	Sector 4	V.Max	
		P.Vmax: 2				T. Ideal: 01:46,771	
18	HEREDIA, Angel ESP						
1	START	01:20,373	00:30,670	00:28,888	00:32,727		11:02:50
2	01:54,578	00:25,805	00:30,457	00:27,970	00:30,346	175,14	11:04:45
3	01:48,283	00:25,276	00:28,002	00:24,870	00:30,135	178,02	11:06:33
4	01:52,476	00:25,653	00:29,901	00:25,322	00:31,600	170,98	11:08:25
5	01:48,466	00:25,282	00:28,058	00:24,780	00:30,346	180,00	11:10:14
6	01:49,534	00:25,724	00:28,233	00:25,091	00:30,486	167,88	11:12:03
7	PIT	00:25,524	00:27,994	00:24,973	00:35,371	174,19	11:13:57
8	06:46,225	05:20,490	00:29,080	00:25,873	00:30,782		11:20:44
9	01:47,817	00:25,173	00:28,014	00:24,693	00:29,937	179,01	11:22:31
10	01:47,404	00:25,293	00:27,833	00:24,585	00:29,693	176,09	11:24:19
11	01:47,146	00:25,275	00:27,864	00:24,478	00:29,529	178,02	11:26:06
12	01:47,255	00:25,111	00:27,874	00:24,573	00:29,697	182,54	11:27:53
13	01:50,560	00:26,209	00:28,156	00:25,559	00:30,636	176,57	11:29:44
14	01:47,587	00:24,989	00:27,775	00:24,802	00:30,021	180,00	11:31:31

Lap	Time	ALARXA RACING					Hour
		Sector 1	Sector 2	Sector 3	Sector 4	V.Max	
		P.Vmax: 21				T. Ideal: 01:49,469	
21	RAPOSEIRAS, Jordi AND						
1	START	00:28,120	00:29,920	00:26,140	00:33,137		11:01:55
2	PIT	00:26,539	00:29,159	00:28,653	00:35,407	168,31	11:03:55
3	02:44,575	01:19,157	00:29,121	00:25,529	00:30,768		11:06:39
4	01:50,726	00:26,005	00:28,682	00:25,176	00:30,863	176,57	11:08:30
5	NULL	00:25,932	00:28,523	00:25,794	00:31,314	173,73	11:10:21
6	01:50,239	00:25,725	00:28,486	00:25,100	00:30,928	178,51	11:12:12
7	01:50,062	00:25,911	00:28,470	00:25,096	00:30,585	173,73	11:14:02
8	01:50,031	00:25,814	00:28,512	00:25,089	00:30,616	173,73	11:15:52
9	01:49,762	00:25,934	00:28,339	00:24,957	00:30,532	172,34	11:17:42
10	PIT	00:27,199	00:31,759	00:26,012	00:35,108	172,34	11:19:42



Circuit de la C.Valenciana

12 - 13 SEPTIEMBRE 2020

Circuit de la C.Valenciana

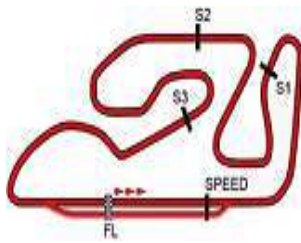
CAMPEONATO DE ESPAÑA DE SUPERBIKE

ANALYSIS / SECTORS Ent.Cronometrado SBK Junior

Table with 13 columns: Lap, Time, Sector 1, Sector 2, Sector 3, Sector 4, V.Max, Hour. Rows include rider details (number, name, team) and lap-by-lap timing for riders 24, 27, 28, 30, 35, 37, and 38.



CRONOCIRCUIT: crono@circuitricardotormo.com



Circuit de la C.Valenciana

CAMPEONATO DE ESPAÑA DE SUPERBIKE

ANALYSIS / SECTORS Ent.Cronometrado SBK Junior

7	NULL	00:26,315	00:29,045	00:25,395	00:30,482	179,01	11:13:27
8	NULL	00:25,922	00:28,690	00:25,347	00:30,435	173,26	11:15:17
9	NULL	00:26,273	00:30,899	00:26,814	00:30,727	172,34	11:17:12
10	02:02,506	00:26,211	00:32,728	00:30,210	00:33,357	170,53	11:19:15
11	PIT	00:26,608	00:29,216	00:26,479	00:36,154	168,75	11:21:13
12	02:24,235	00:59,354	00:29,038	00:25,398	00:30,445		11:23:37
13	NULL	00:26,078	00:28,509	00:25,252	00:30,489	172,80	11:25:28
14	01:58,294	00:26,139	00:29,331	00:31,997	00:30,827	171,43	11:27:26
15	01:50,171	00:25,968	00:28,616	00:25,252	00:30,335	173,73	11:29:16
16	01:50,206	00:26,125	00:28,400	00:25,124	00:30,557	170,98	11:31:06

13	01:48,443	00:25,543	00:28,123	00:24,828	00:29,949	176,09	11:27:23
14	01:48,871	00:25,661	00:28,115	00:24,791	00:30,304	181,01	11:29:12
15	01:51,664	00:26,769	00:29,025	00:25,241	00:30,629	178,51	11:31:03

39	VALENTIM, Enzo	SPN RACING-598					
	BRA	P.Vmax: 7 T. Ideal: 01:47,792					
Lap	Time	Sector 1	Sector 2	Sector 3	Sector 4	V.Max	Hour
1	START	01:17,760	00:30,800	00:28,694	00:36,095		11:02:51
2	01:51,318	00:25,721	00:28,837	00:25,625	00:31,135	177,05	11:04:42
3	01:51,642	00:26,190	00:29,047	00:25,235	00:31,170	178,02	11:06:34
4	01:49,706	00:25,890	00:28,182	00:25,088	00:30,546	175,14	11:08:24
5	01:50,857	00:25,864	00:28,465	00:26,311	00:30,217	175,61	11:10:14
6	01:48,550	00:25,474	00:28,138	00:24,625	00:30,313	178,02	11:12:03
7	PIT	00:25,613	00:28,239	00:24,873	00:35,308	174,66	11:13:57
8	06:10,090	04:38,641	00:28,849	00:26,598	00:36,002		11:20:07
9	01:49,520	00:25,649	00:28,207	00:25,343	00:30,321	176,09	11:21:57
10	01:49,511	00:25,671	00:28,278	00:25,444	00:30,118	173,73	11:23:46
11	01:48,394	00:25,645	00:28,020	00:24,877	00:29,852	181,01	11:25:34
12	01:48,174	00:25,295	00:28,097	00:24,809	00:29,973	178,02	11:27:23
13	01:49,618	00:25,642	00:28,144	00:25,771	00:30,061	175,14	11:29:12
14	01:50,820	00:26,264	00:28,681	00:25,264	00:30,611	179,01	11:31:03

53	YEBRA, Hector	HYCOMPETICION T.					
	ESP	P.Vmax: 3 T. Ideal: 01:47,853					
Lap	Time	Sector 1	Sector 2	Sector 3	Sector 4	V.Max	Hour
1	START	00:48,290	00:33,970	00:28,377	00:31,755		11:02:20
2	01:51,537	00:25,897	00:29,069	00:25,772	00:30,799	176,09	11:04:11
3	01:49,348	00:25,816	00:28,468	00:25,035	00:30,029	178,02	11:06:01
4	PIT	00:25,488	00:28,253	00:25,958	00:37,108	178,51	11:07:58
5	04:04,126	02:39,860	00:29,185	00:25,159	00:29,922		11:12:02
6	01:49,662	00:25,650	00:28,392	00:25,357	00:30,263	177,05	11:13:51
7	02:04,617	00:25,976	00:28,518	00:39,333	00:30,790	174,66	11:15:56
8	01:48,967	00:25,941	00:28,205	00:24,823	00:29,998	173,73	11:17:45
9	01:48,347	00:25,574	00:28,204	00:24,748	00:29,821	175,61	11:19:33
10	PIT	00:25,507	00:27,999	00:25,045	00:36,116	177,05	11:21:28
11	04:08,343	02:39,561	00:29,830	00:28,768	00:30,184		11:25:36
12	01:48,263	00:25,489	00:28,064	00:24,619	00:30,091	181,01	11:27:25
13	01:48,086	00:25,414	00:28,176	00:24,622	00:29,874	180,00	11:29:13
14	01:56,316	00:25,987	00:29,497	00:29,436	00:31,396	182,02	11:31:09

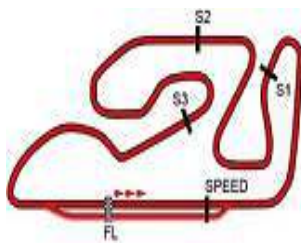
42	PEREZ ORNEO, Raul	ALARXA RACING					
	ESP	P.Vmax: 28 T. Ideal: 01:46,531					
Lap	Time	Sector 1	Sector 2	Sector 3	Sector 4	V.Max	Hour
1	START	00:26,270	00:28,570	00:24,840	00:30,080		11:01:47
2	01:47,859	00:25,496	00:27,871	00:24,542	00:29,950	172,80	11:03:35
3	01:47,428	00:25,232	00:27,876	00:24,480	00:29,840	177,05	11:05:23
4	01:46,876	00:25,230	00:27,645	00:24,388	00:29,613	175,61	11:07:09
5	01:47,031	00:25,332	00:27,583	00:24,339	00:29,777	175,14	11:08:56
6	01:46,586	00:25,234	00:27,561	00:24,232	00:29,559	175,61	11:10:43
7	01:46,948	00:25,185	00:27,555	00:24,343	00:29,865	176,09	11:12:30
8	PIT	00:25,662	00:28,006	00:24,577	00:38,021	174,66	11:14:26
9	12:07,042	10:42,084	00:29,103	00:25,386	00:30,469		11:26:33
10	01:48,268	00:25,525	00:28,009	00:24,572	00:30,162	172,80	11:28:22
11	01:48,880	00:25,456	00:27,739	00:24,446	00:31,239	171,88	11:30:10

55	LOPEZ, Marcos	ALMA R. TEAM					
	ESP	P.Vmax: 12 T. Ideal: 01:50,385					
Lap	Time	Sector 1	Sector 2	Sector 3	Sector 4	V.Max	Hour
1	START	00:39,107	00:34,483	00:30,520	00:31,864		11:02:13
2	01:54,077	00:27,019	00:29,479	00:26,295	00:31,284	178,51	11:04:08
3	01:51,180	00:25,969	00:28,922	00:25,714	00:30,575	178,02	11:05:59
4	01:51,482	00:25,894	00:28,995	00:25,331	00:31,262	180,00	11:07:50
5	01:55,551	00:28,393	00:29,446	00:26,918	00:30,794	171,43	11:09:46
6	01:51,231	00:26,016	00:29,248	00:25,210	00:30,757	177,53	11:11:37
7	PIT	00:26,447	00:29,451	00:25,716	00:42,477	176,09	11:13:41
8	04:11,283	02:44,571	00:29,505	00:25,699	00:31,508		11:17:52
9	01:51,490	00:26,246	00:29,003	00:25,481	00:30,760	170,53	11:19:44
10	01:50,854	00:26,049	00:28,894	00:25,226	00:30,685	172,34	11:21:35
11	PIT	00:26,219	00:29,182	00:25,824	00:42,499	170,98	11:23:38
12	NULL	01:48,401	00:28,856	00:25,278	00:30,762		11:26:52
13	NULL	00:25,910	00:28,970	00:25,548	00:30,958	173,73	11:28:43
14	01:51,150	00:26,271	00:29,021	00:25,060	00:30,798	171,88	11:30:34

43	GARCIA, Steward	FUSIÓN R. TEAM					
	COL	P.Vmax: 4 T. Ideal: 01:47,824					
Lap	Time	Sector 1	Sector 2	Sector 3	Sector 4	V.Max	Hour
1	START	00:39,980	00:33,780	00:28,830	00:32,694		11:02:13
2	NULL	00:27,030	00:28,850	00:25,460	00:30,133	179,50	11:04:04
3	01:48,559	00:25,389	00:28,441	00:24,885	00:29,844	177,53	11:05:53
4	01:47,940	00:25,458	00:28,017	00:24,709	00:29,756	179,50	11:07:41
5	PIT	00:25,359	00:28,583	00:25,188	00:36,061	180,00	11:09:36
6	03:33,699	02:07,499	00:28,819	00:25,846	00:31,535		11:13:10
7	NULL	00:25,738	00:28,276	00:24,747	00:30,217	178,02	11:14:59
8	PIT	00:26,271	00:29,067	00:25,879	00:37,130	179,50	11:16:57
9	PIT	00:49,233	00:30,616	00:25,872	00:35,964		11:19:19
10	02:36,569	01:11,530	00:29,623	00:25,329	00:30,087		11:21:55
11	01:50,624	00:26,415	00:28,784	00:25,118	00:30,307	181,51	11:23:46
12	01:48,536	00:25,665	00:28,102	00:24,692	00:30,077	181,01	11:25:34

56	MORILLAS, Dayron	YAMAHA MS R.					
	ESP	P.Vmax: 21 T. Ideal: 01:49,401					
Lap	Time	Sector 1	Sector 2	Sector 3	Sector 4	V.Max	Hour
1	START	00:40,240	00:34,560	00:29,810	00:32,763		11:02:15
2	01:52,969	00:27,003	00:29,170	00:25,671	00:31,125	174,19	11:04:08
3	01:51,372	00:26,035	00:28,929	00:25,546	00:30,862	178,51	11:05:59
4	01:51,078	00:26,203	00:29,046	00:25,412	00:30,417	177,53	11:07:50
5	01:51,455	00:26,610	00:28,846	00:25,229	00:30,770	170,98	11:09:42
6	01:50,429	00:26,082	00:28,774	00:25,123	00:30,450	170,53	11:11:32
7	01:49,783	00:25,561	00:28,488	00:24,935	00:30,799	176,09	11:13:22
8	PIT	00:25,901	00:29,011	00:25,203	00:35,313	174,19	11:15:17
9	06:34,944	04:57,345	00:33,695	00:31,314	00:32,590		11:21:52
10	01:59,831	00:26,715	00:35,601	00:27,064	00:30,451	167,44	11:23:52
11	01:52,212	00:26,429	00:29,457	00:25,662	00:30,664	175,61	11:25:44
12	01:51,228	00:26,197	00:29,042	00:25,187	00:30,802	170,53	11:27:36
13	01:51,258	00:26,242	00:29,121	00:25,193	00:30,702	169,63	11:29:27
14	01:51,432	00:26,320	00:29,067	00:25,258	00:30,787	169,19	11:31:18





Circuit de la C. Valenciana

CAMPEONATO DE ESPAÑA DE SUPERBIKE

ANALYSIS / SECTORS Ent.Cronometrado SBK Junior

58 RUIVINHO,Isaac POR		T. M. L. CONCELHO P.Vmax: 26 T. Ideal: 01:51,713					
Lap Time	Sector 1	Sector 2	Sector 3	Sector 4	V.Max	Hour	
1 START	01:16,960	00:31,040	00:27,136	00:31,955		11:02:45	
2 01:54,701	00:27,266	00:29,551	00:26,205	00:31,679	174,66	11:04:39	
3 01:53,767	00:26,719	00:29,408	00:26,019	00:31,621	175,61	11:06:33	
4 01:55,006	00:27,538	00:29,663	00:26,126	00:31,679	175,61	11:08:28	
5 01:53,224	00:26,663	00:29,296	00:25,820	00:31,445	176,57	11:10:21	
6 01:52,327	00:26,265	00:29,048	00:25,717	00:31,297	175,61	11:12:14	
7 01:52,809	00:26,630	00:29,113	00:25,747	00:31,319	176,57	11:14:06	
8 PIT	00:27,045	00:29,839	00:26,088	00:38,501	171,88	11:16:08	
9 03:57,319	02:29,819	00:29,797	00:26,317	00:31,386		11:20:05	
10 01:52,441	00:26,491	00:28,870	00:26,166	00:30,914	172,34	11:21:58	
11 01:54,051	00:26,532	00:30,496	00:26,010	00:31,013	174,19	11:23:52	
12 01:54,332	00:26,735	00:30,190	00:25,922	00:31,485	177,05	11:25:46	
13 01:53,492	00:26,757	00:29,407	00:25,974	00:31,354	178,02	11:27:40	
14 01:53,635	00:26,678	00:29,419	00:25,746	00:31,792	175,14	11:29:33	
15 01:52,762	00:26,685	00:29,197	00:25,664	00:31,216	175,14	11:31:26	

2 01:54,098	00:27,030	00:29,613	00:26,429	00:31,026	170,08	11:04:07
3 01:51,935	00:26,246	00:29,064	00:25,707	00:30,918	178,51	11:05:58
4 01:52,211	00:26,713	00:29,089	00:25,837	00:30,572	172,80	11:07:51
5 01:53,516	00:26,794	00:29,715	00:26,133	00:30,874	178,02	11:09:44
6 01:51,518	00:26,033	00:28,947	00:25,585	00:30,953	171,43	11:11:36
7 01:51,363	00:26,295	00:28,881	00:25,357	00:30,830	176,09	11:13:27
8 PIT	00:26,578	00:34,240	00:28,235	00:41,115	172,80	11:15:37
9 07:29,137	06:02,778	00:29,391	00:25,916	00:31,052		11:23:06
10 01:51,776	00:26,195	00:29,044	00:25,752	00:30,785	169,19	11:24:58
11 01:51,647	00:26,214	00:29,048	00:25,656	00:30,729	170,98	11:26:50
12 01:50,953	00:26,012	00:28,795	00:25,428	00:30,718	171,88	11:28:41
13 01:50,943	00:26,136	00:28,793	00:25,321	00:30,693	171,43	11:30:32

59 JIMENEZ,Sergio ESP		I+DENT RACING P.Vmax: 21 T. Ideal: 01:48,908					
Lap Time	Sector 1	Sector 2	Sector 3	Sector 4	V.Max	Hour	
1 START	00:42,830	00:31,890	00:29,230	00:33,951		11:02:15	
2 NULL	00:26,256	00:28,712	00:25,819	00:30,867	172,34	11:04:07	
3 01:50,163	00:25,556	00:28,918	00:25,220	00:30,469	178,51	11:05:57	
4 01:49,792	00:25,905	00:28,582	00:25,076	00:30,229	171,43	11:07:47	
5 PIT	00:25,839	00:28,560	00:25,124	00:35,201	171,43	11:09:42	
6 03:31,031	02:05,758	00:29,206	00:25,220	00:30,847		11:13:13	
7 01:50,336	00:26,008	00:28,622	00:25,149	00:30,557	171,43	11:15:03	
8 01:49,724	00:25,873	00:28,418	00:25,027	00:30,406	170,08	11:16:53	
9 01:57,386	00:28,718	00:30,677	00:27,312	00:30,679	169,63	11:18:50	
10 NULL	00:26,237	00:29,628	00:25,449	00:31,472	172,34	11:20:43	
11 01:49,431	00:26,006	00:28,396	00:24,789	00:30,240	170,08	11:22:32	
12 01:49,603	00:25,736	00:28,334	00:24,926	00:30,607	172,34	11:24:22	
13 01:51,374	00:25,702	00:29,359	00:25,770	00:30,543	171,43	11:26:13	
14 01:49,987	00:25,787	00:28,685	00:24,956	00:30,559	170,53	11:28:03	
15 01:49,746	00:25,847	00:28,447	00:25,126	00:30,326	170,53	11:29:53	
16 01:49,963	00:25,948	00:28,435	00:24,849	00:30,731	170,53	11:31:43	

74 CONESA,J. Antonio ESP		GASSS R. TEAM P.Vmax: 14 T. Ideal: 01:47,713					
Lap Time	Sector 1	Sector 2	Sector 3	Sector 4	V.Max	Hour	
1 START	00:30,680	00:29,110	00:24,870	00:30,292		11:01:52	
2 01:48,653	00:25,601	00:28,338	00:24,769	00:29,945	173,26	11:03:41	
3 01:48,190	00:25,329	00:28,185	00:24,667	00:30,009	174,66	11:05:29	
4 01:51,025	00:26,842	00:28,423	00:25,328	00:30,432	173,73	11:07:20	
5 01:48,179	00:25,298	00:28,056	00:24,759	00:30,066	174,66	11:09:08	
6 01:49,890	00:26,518	00:28,577	00:24,675	00:30,120	172,80	11:10:58	
7 01:52,636	00:25,322	00:29,717	00:27,307	00:30,290	175,14	11:12:51	
8 PIT	00:25,321	00:28,161	00:25,268	00:35,894	174,66	11:14:46	
9 05:24,746	04:01,625	00:28,333	00:24,646	00:30,142		11:20:10	
10 01:50,062	00:25,399	00:28,266	00:25,487	00:30,910	174,19	11:22:00	
11 01:48,291	00:25,322	00:28,479	00:24,777	00:29,713	175,61	11:23:49	
12 01:49,577	00:25,969	00:28,359	00:24,991	00:30,258	179,50	11:25:38	
13 01:48,702	00:25,556	00:28,344	00:24,816	00:29,986	173,73	11:27:27	
14 01:49,288	00:25,945	00:28,292	00:24,766	00:30,285	176,09	11:29:16	
15 01:48,230	00:25,319	00:28,227	00:24,669	00:30,015	176,57	11:31:05	

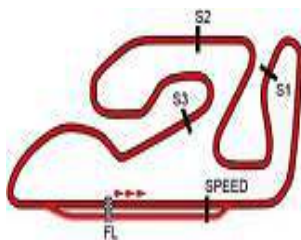
61 GARCIA,Iker ESP		ALARXA RACING P.Vmax: 9 T. Ideal: 01:47,188					
Lap Time	Sector 1	Sector 2	Sector 3	Sector 4	V.Max	Hour	
1 START	00:27,230	00:29,450	00:25,420	00:30,614		11:01:50	
2 01:49,279	00:25,808	00:28,385	00:24,964	00:30,122	175,14	11:03:39	
3 01:51,025	00:25,495	00:28,107	00:27,209	00:30,214	176,57	11:05:31	
4 01:47,449	00:25,266	00:27,879	00:24,620	00:29,684	177,53	11:07:18	
5 01:51,044	00:25,990	00:29,760	00:25,370	00:29,924	177,05	11:09:09	
6 01:47,412	00:25,122	00:27,916	00:24,575	00:29,799	179,50	11:10:56	
7 NULL	00:28,924	00:29,760	00:25,188	00:31,196	176,09	11:12:51	
8 01:49,172	00:25,189	00:27,976	00:24,503	00:31,504	180,50	11:14:41	
9 01:48,045	00:25,442	00:27,973	00:24,709	00:29,921	174,19	11:16:29	
10 01:47,701	00:25,410	00:27,902	00:24,618	00:29,771	176,57	11:18:16	
11 PIT	00:27,118	00:28,647	00:25,300	00:35,249	175,14	11:20:13	
12 11:06,100	09:36,389	00:31,227	00:27,027	00:31,457		11:31:19	

78 MOGEDA,Daniel ESP		T. SPN RACING-598 P.Vmax: 4 T. Ideal: 01:47,224					
Lap Time	Sector 1	Sector 2	Sector 3	Sector 4	V.Max	Hour	
1 START	01:17,680	00:30,800	00:29,508	00:36,714		11:02:52	
2 01:47,875	00:25,370	00:28,005	00:24,664	00:29,836	181,51	11:04:40	
3 01:53,060	00:26,783	00:30,882	00:25,358	00:30,037	177,05	11:06:33	
4 01:51,262	00:25,641	00:28,737	00:25,799	00:31,085	170,98	11:08:24	
5 01:49,702	00:25,265	00:28,388	00:25,714	00:30,335	179,50	11:10:14	
6 01:47,468	00:25,245	00:27,897	00:24,425	00:29,901	175,61	11:12:02	
7 PIT	00:25,606	00:28,463	00:25,352	00:35,331	174,19	11:13:56	
8 06:10,467	04:39,063	00:29,248	00:27,182	00:34,974		11:20:07	
9 01:47,695	00:25,425	00:27,929	00:24,569	00:29,772	174,19	11:21:54	
10 PIT	00:26,628	00:28,547	00:25,068	00:37,311	174,19	11:23:52	
11 03:05,655	01:37,074	00:28,944	00:27,842	00:31,795		11:26:58	
12 01:47,565	00:25,423	00:27,945	00:24,540	00:29,657	176,09	11:28:45	
13 01:49,235	00:25,480	00:28,144	00:24,765	00:30,846	179,01	11:30:34	

70 VENANCIO,Santiago POR		MS RACING P.Vmax: 21 T. Ideal: 01:50,698					
Lap Time	Sector 1	Sector 2	Sector 3	Sector 4	V.Max	Hour	
1 START	00:39,815	00:34,185	00:28,910	00:32,043		11:02:12	

80 CORREIA,Vasco POR		T.M.L CONCELHO P.Vmax: 9 T. Ideal: 01:49,864					
Lap Time	Sector 1	Sector 2	Sector 3	Sector 4	V.Max	Hour	
1 START	01:07,260	00:31,050	00:26,249	00:31,457		11:02:34	
2 01:51,684	00:26,749	00:28,613	00:25,525	00:30,797	169,63	11:04:25	
3 01:51,105	00:26,119	00:28,728	00:25,457	00:30,801	175,61	11:06:16	
4 02:08,846	00:30,280	00:37,176	00:26,133	00:35,257	174,19	11:08:25	
5 01:51,234	00:26,463	00:28,662	00:25,493	00:30,616	171,88	11:10:16	
6 01:51,640	00:25,867	00:28,526	00:25,476	00:31,771	175,14	11:12:08	
7 NULL	00:25,949	00:28,508	00:25,767	00:30,756	177,53	11:13:59	





Circuit de la C.Valenciana

CAMPEONATO DE ESPAÑA DE SUPERBIKE

ANALYSIS / SECTORS Ent.Cronometrado SBK Junior

Table with 7 columns: Rider, Lap, Time, Sector 1, Sector 2, Sector 3, Sector 4, V.Max, Hour. Rows 8-15.

Table for rider 81 RIVERA, Juan E. with 7 columns: Lap, Time, Sector 1, Sector 2, Sector 3, Sector 4, V.Max, Hour. Rows 1-13.

Table for rider 87 KAWAKAMI, Eliton with 7 columns: Lap, Time, Sector 1, Sector 2, Sector 3, Sector 4, V.Max, Hour. Rows 1-10.

Table for rider 88 CABANA, Biel with 7 columns: Lap, Time, Sector 1, Sector 2, Sector 3, Sector 4, V.Max, Hour. Rows 1-15.

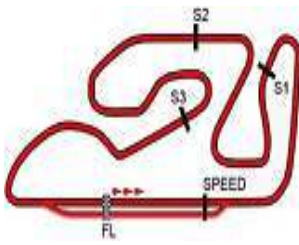
Table for rider 91 JIMENEZ, Borja with 7 columns: Lap, Time, Sector 1, Sector 2, Sector 3, Sector 4, V.Max, Hour. Rows 1-10.

Table for rider 93 RODRIGUEZ, Raul with 7 columns: Lap, Time, Sector 1, Sector 2, Sector 3, Sector 4, V.Max, Hour. Rows 1-14.

Table for rider 94 LLAMBIAS, Facundo A. with 7 columns: Lap, Time, Sector 1, Sector 2, Sector 3, Sector 4, V.Max, Hour. Rows 1-13.

Table for rider 99 SANCHEZ, Josue with 7 columns: Lap, Time, Sector 1, Sector 2, Sector 3, Sector 4, V.Max, Hour. Rows 1-7.



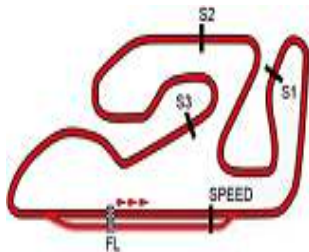


Circuit de la C.Valenciana

CAMPEONATO DE ESPAÑA DE SUPERBIKE

ANALYSIS / SECTORS Ent.Cronometrado SBK Junior

8	08:56,484	07:33,299	00:28,373	00:24,759	00:30,053		11:21:59
9	01:48,741	00:25,417	00:28,251	00:25,007	00:30,066	177,53	11:23:48
10	01:48,480	00:25,413	00:28,247	00:24,849	00:29,971	176,57	11:25:36
11	01:48,413	00:25,398	00:28,188	00:24,616	00:30,211	180,00	11:27:24
12	01:48,758	00:25,765	00:28,047	00:24,929	00:30,017	176,57	11:29:13
13	01:49,652	00:25,630	00:28,695	00:25,037	00:30,290	178,51	11:31:03



Circuit de la C.Valenciana

CAMPEONATO DE ESPAÑA DE SUPERBIKE

Velocidades máximas Ent.Cronometrado SBK Junior

Name	Country/Res	Brand	Best 5 max. speed					Media	Max.
94 LLAMBIAS,Facundo A.	URU	Kawasaki	184,6	180,5	178,5	178,0	178,0	179,9	184,6
18 HEREDIA,Angel	ESP	Kawasaki	182,5	180,0	180,0	179,0	178,0	179,9	182,5
53 YEBRA,Hector	ESP	Kawasaki	182,0	181,0	180,0	178,5	178,0	179,9	182,0
5 PEREZ,Francesc	ESP	Yamaha	181,5	181,5	180,5	176,6	176,1	179,2	181,5
43 GARCIA,Steward	COL	Kawasaki	181,5	181,0	181,0	180,0	179,5	180,6	181,5
78 MOGEDA,Daniel	ESP	Kawasaki	181,5	179,5	179,0	177,0	176,1	178,6	181,5
39 VALENTIM,Enzo	BRA	Kawasaki	181,0	179,0	178,0	178,0	178,0	178,8	181,0
37 GONZALEZ,Mauro	ESP	Yamaha	181,0	181,0	178,0	177,5	175,1	178,5	181,0
80 CORREIA,Vasco	POR	Kawasaki	180,5	179,0	178,0	177,5	175,6	178,1	180,5
91 JIMENEZ,Borja	ESP	Kawasaki	180,5	178,5	178,0	177,5	177,0	178,3	180,5
61 GARCIA,Iker	ESP	Kawasaki	180,5	179,5	177,5	177,0	176,6	178,2	180,5
99 SANCHEZ,Josue	ESP	Kawasaki	180,0	178,5	177,5	176,6	176,6	177,8	180,0
55 LOPEZ, Marcos	ESP	Kawasaki	180,0	178,5	178,0	177,5	176,1	178,0	180,0
93 RODRIGUEZ,Raul	ESP	Kawasaki	179,5	179,0	178,5	177,5	176,6	178,2	179,5
35 SAIZ,Yeray	ESP	Kawasaki	179,5	179,0	178,5	176,1	176,1	177,8	179,5
74 CONESA,J. Antonio	ESP	Yamaha	179,5	176,6	176,1	175,6	175,1	176,6	179,5
28 ARREDONDO,Luis F,	COL	Kawasaki	179,0	178,0	176,6	176,6	175,6	177,2	179,0
9 IGLESIAS,Iñigo	ESP	Kawasaki	179,0	178,0	177,0	177,0	176,6	177,5	179,0
27 DIAZ,Alvaro	ESP	Yamaha	179,0	179,0	177,0	174,2	173,7	176,6	179,0
38 NESBAKKEN,OLa	ESP	Kawasaki	179,0	177,0	174,2	174,2	174,2	175,7	179,0
59 JIMENEZ,Sergio	ESP	Yamaha	178,5	172,3	172,3	172,3	171,4	173,4	178,5
56 MORILLAS,Dayron	ESP	Yamaha	178,5	177,5	176,1	175,6	174,2	176,4	178,5
21 RAPOSEIRAS,Jordi	AND	Kawasaki	178,5	176,6	173,7	173,7	173,7	175,3	178,5
70 VENANCIO,Santiago	POR	Yamaha	178,5	178,0	176,1	172,8	172,8	175,6	178,5
8 GIMENEZ,Carlos	ESP	Yamaha	178,5	176,6	175,6	175,6	175,1	176,3	178,5
87 KAWAKAMI,Eliton	BRA	Yamaha	178,0	177,5	175,1	173,7	173,7	175,6	178,0
58 RUIVINHO,Isaac	POR	Kawasaki	178,0	177,0	176,6	176,6	175,6	176,8	178,0
42 PEREZ ORNEDO, Raul	ESP	Kawasaki	177,0	176,1	175,6	175,6	175,1	175,9	177,0
11 CORRAL,Javier	ESP	Yamaha	176,6	176,1	174,2	171,9	171,4	174,0	176,6
81 RIVERA , Juan E.	COL	Kawasaki	175,6	175,1	174,2	174,2	173,7	174,6	175,6
4 FERNANDEZ,Eric	ESP	Kawasaki	175,1	173,3	173,3	172,8	172,8	173,5	175,1
88 CABANA,Biel	ESP	Yamaha	174,2	173,7	173,3	171,9	171,4	172,9	174,2
30 AZNAR,Joel	ESP	Kawasaki	172,8	172,8	172,3	172,3	171,9	172,4	172,8
24 LOPEZ,Enrique	ESP	Kawasaki	137,9	116,8				127,3	137,9