

CAMPEONATO DE ESPAÑA DE SUPERBIKE

12 - 13 SEPTIEMBRE 2020

Circuit de la C.Valenciana

Length: 4005 metros

Results

Ent.Cronometrado SBK

| Pos. | N. | Rider | Team | Motorcycle | Nat. | Best Lap | iL | Laps | Gap | Interval | Speed | Tyr. | Cat. |
|------------------------|----|---------------------|------------------|------------|------|------------------|----|------|-----------|-----------|--------|------|------|
| 1 | 34 | PINSACH,Xavier | GASSS R. TEAM | Yamaha | ESP | 01:33,841 | 6 | 13 | | | 153,64 | PI | SBK |
| 2 | 40 | RAMOS,Roman | PALMETO PL R. | Kawasaki | ESP | 01:34,365 | 9 | 15 | 00:00,524 | 00:00,524 | 152,79 | MI | SBK |
| 3 | 20 | MARINO,Florian | BMW EASYRACE | BMW M. | FRA | 01:34,398 | 9 | 12 | 00:00,557 | 00:00,033 | 152,74 | DU | SBK |
| 4 | 77 | PONS,Miquel | SPEED RACING | Kawsaki | ESP | 01:34,566 | 10 | 13 | 00:00,725 | 00:00,168 | 152,46 | MI | SBK |
| 5 | 31 | MORALES,Carmelo | CARDOSO R. | Yamaha | ESP | 01:34,681 | 11 | 12 | 00:00,840 | 00:00,115 | 152,28 | MI | SBK |
| 6 | 70 | ALCOBA,Marc | ETG RACING | Yamaha | ESP | 01:34,757 | 9 | 13 | 00:00,916 | 00:00,076 | 152,16 | DU | SBK |
| 7 | 94 | URAMOTO,Naomichi | SUZUKI JEG R. | Suzuki | JPN | 01:35,321 | 4 | 16 | 00:01,480 | 00:00,564 | 151,26 | MI | SBK |
| 8 | 75 | LOPES,Ivo | EASY RACE T. | BMW M. | POR | 01:35,458 | 11 | 13 | 00:01,617 | 00:00,137 | 151,04 | DU | OP |
| 9 | 57 | PALOMARES,Christian | SP57 R. TEAM | Yamaha | ESP | 01:35,675 | 7 | 12 | 00:01,834 | 00:00,217 | 150,7 | MI | SBK |
| 10 | 11 | GUARNONI,Jeremy | TACK KAWASAKI | Kawasaki | FRA | 01:35,708 | 11 | 12 | 00:01,867 | 00:00,033 | 150,65 | MI | SBK |
| 11 | 72 | LEESCH,Chris | SUZUKI JEG R. | Suzuki | LUX | 01:35,774 | 15 | 15 | 00:01,933 | 00:00,066 | 150,54 | MI | OP |
| 12 | 64 | PAK,Asrin | YAMAHA STRATOS | Yamaha | TUR | 01:36,992 | 10 | 15 | 00:03,151 | 00:01,218 | 148,65 | MI | SBK |
| 13 | 85 | ROMERO,Pedro N. | YAMAHA STRATOS | Yamaha | POR | 01:37,486 | 10 | 14 | 00:03,645 | 00:00,494 | 147,9 | MI | SBK |
| 14 | 8 | ZAMORANO,Joan | ETG RACING | Yamaha | ESP | 01:38,382 | 4 | 13 | 00:04,541 | 00:00,896 | 146,55 | DU | OP |
| 15 | 25 | BLAZQUEZ,Roberto | CASTROMAROTO R. | BMW M. | ESP | 01:38,574 | 10 | 15 | 00:04,733 | 00:00,192 | 146,27 | PI | OP |
| 16 | 21 | ALONSO,Francisco J. | BOX 77 COM.-C.A. | Kawasaki | ESP | 01:39,001 | 8 | 15 | 00:05,160 | 00:00,427 | 145,63 | PI | SBK |
| 17 | 22 | GONZALEZ,David | CASTROMAROTO R. | Yamaha | ESP | 01:40,172 | 6 | 9 | 00:06,331 | 00:01,171 | 143,93 | PI | OP |
| 18 | 7 | GELADA,Genis | SPEED RACING | Kawasaki | ESP | 01:40,313 | 10 | 14 | 00:06,472 | 00:00,141 | 143,73 | MI | SBK |
| 19 | 62 | EDGELEY,Nicholas | EDGE RST R. | BMW M. | GBR | 01:40,773 | 9 | 11 | 00:06,932 | 00:00,460 | 143,07 | PI | OP |
| 20 | 4 | ARTIME,Javier | HONDA LAGLISSE | Honda | ESP | 01:42,528 | 12 | 13 | 00:08,687 | 00:01,755 | 140,63 | DU | OP |
| 21 | 10 | GARCIA,Pablo | FIFTY MOTOR S. | Yamaha | ESP | 01:43,583 | 8 | 13 | 00:09,742 | 00:01,055 | 139,19 | MI | OP |
| 22 | 96 | FELIPE,Enrique | YAMAHA STRATOS | Yamaha | ESP | 01:43,852 | 11 | 13 | 00:10,011 | 00:00,269 | 138,83 | MI | OP |
| Not Classified: | | | | | | | | | | | | | |
| . | 66 | LE GALLO,Philippe | HONDA LAGLISSE | Yamaha | FRA | 01:45,322 | 10 | 13 | 00:11,481 | 00:01,470 | 136,89 | DU | OP |

Circuit de la C.Valenciana

Final Official

Provisional Official

Length: 4005 m. Hour: 09:39

JURY:

Hour:

C.of the Course:

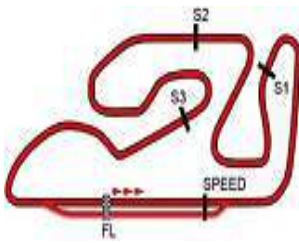
Hour: 12/09/2020

C.Timekeeper:

Hour: 10:15:55



CRONOCIRCUIT: crono@circuitricardotormo.com



Circuit de la C.Valenciana

12 - 13 SEPTIEMBRE 2020

Circuit de la C.Valenciana

CAMPEONATO DE ESPAÑA DE SUPERBIKE

ANALYSIS / SECTORS Ent.Cronometrado SBK

Table for rider 4: ARTIME, Javier (ESP) on HONDA LAGLISSE. Includes lap times and sector times for 13 laps.

Table for rider 5: PIT. Includes lap times and sector times for 13 laps.

Table for rider 7: GELADA, Genis (ESP) on SPEED RACING. Includes lap times and sector times for 14 laps.

Table for rider 11: GUARNONI, Jeremy (FRA) on TACK KAWASAKI. Includes lap times and sector times for 12 laps.

Table for rider 8: ZAMORANO, Joan (ESP) on ETG RACING. Includes lap times and sector times for 13 laps.

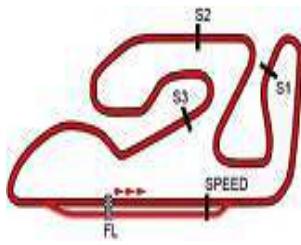
Table for rider 20: MARINO, Florian (FRA) on BMW EASYRACE. Includes lap times and sector times for 12 laps.

Table for rider 10: GARCIA, Pablo (ESP) on FIFTY MOTOR S.. Includes lap times and sector times for 4 laps.

Table for rider 21: ALONSO, Francisco J. (ESP) on BOX 77 COM.-C.A.. Includes lap times and sector times for 14 laps.



CRONOCIRCUIT: crono@circuitricardotormo.com



Circuit de la C. Valenciana

CAMPEONATO DE ESPAÑA DE SUPERBIKE

ANALYSIS / SECTORS Ent.Cronometrado SBK

15 01:41,699 00:22,819 00:27,703 00:24,309 00:26,868 250,19 10:11:17

| | | | | | | | |
|-----|-----------------|-----------------|--|--|------------|---------------------|--|
| 22 | GONZALEZ, David | CASTROMAROTO R. | | | | | |
| ESP | | | | | P.Vmax: 22 | T. Ideal: 01:39,990 | |

| Lap | Time | Sector 1 | Sector 2 | Sector 3 | Sector 4 | V.Max | Hour |
|-----|------------------|------------------|------------------|------------------|------------------|---------------|----------|
| 1 | START | 03:01,464 | 00:27,667 | 00:24,578 | 00:27,761 | | 09:44:19 |
| 2 | 01:42,278 | 00:23,491 | 00:26,959 | 00:24,390 | 00:27,438 | 247,33 | 09:46:02 |
| 3 | 01:41,990 | 00:23,083 | 00:26,884 | 00:24,202 | 00:27,821 | 247,33 | 09:47:44 |
| 4 | 01:41,250 | 00:23,150 | 00:27,194 | 00:23,821 | 00:27,085 | 249,23 | 09:49:25 |
| 5 | 01:40,914 | 00:22,953 | 00:26,689 | 00:23,907 | 00:27,365 | 250,19 | 09:51:06 |
| 6 | 01:40,172 | 00:22,790 | 00:26,842 | 00:23,696 | 00:26,844 | 246,39 | 09:52:46 |
| 7 | PIT | 00:23,173 | 00:27,394 | 00:24,960 | 00:34,290 | 248,28 | 09:54:36 |
| 8 | 04:22,714 | 03:03,710 | 00:27,697 | 00:23,763 | 00:27,544 | | 09:58:59 |
| 9 | 01:40,326 | 00:22,761 | 00:26,779 | 00:23,744 | 00:27,042 | 250,19 | 10:00:39 |

| | | | | | | | |
|-----|-------------------|-----------------|--|--|-----------|---------------------|--|
| 25 | BLAZQUEZ, Roberto | CASTROMAROTO R. | | | | | |
| ESP | | | | | P.Vmax: 1 | T. Ideal: 01:38,362 | |

| Lap | Time | Sector 1 | Sector 2 | Sector 3 | Sector 4 | V.Max | Hour |
|-----|------------------|------------------|------------------|------------------|------------------|---------------|----------|
| 1 | START | 01:42,090 | 00:27,728 | 00:23,890 | 00:27,321 | | 09:42:59 |
| 2 | 01:40,658 | 00:22,819 | 00:27,185 | 00:23,716 | 00:26,938 | 255,12 | 09:44:40 |
| 3 | 01:40,261 | 00:22,814 | 00:26,769 | 00:23,839 | 00:26,839 | 257,14 | 09:46:20 |
| 4 | 01:39,626 | 00:22,913 | 00:26,637 | 00:23,253 | 00:26,823 | 257,14 | 09:48:00 |
| 5 | 01:39,271 | 00:22,787 | 00:26,674 | 00:23,186 | 00:26,624 | 258,17 | 09:49:39 |
| 6 | PIT | 00:22,521 | 00:27,749 | 00:25,146 | 00:35,676 | 257,14 | 09:51:30 |
| 7 | 03:03,239 | 01:45,334 | 00:27,219 | 00:23,541 | 00:27,145 | | 09:54:33 |
| 8 | 01:38,703 | 00:22,450 | 00:26,460 | 00:23,208 | 00:26,585 | 255,12 | 09:56:12 |
| 9 | 01:39,044 | 00:22,671 | 00:26,376 | 00:23,179 | 00:26,818 | 257,14 | 09:57:51 |
| 10 | 01:38,574 | 00:22,411 | 00:26,281 | 00:23,085 | 00:26,797 | 258,17 | 09:59:30 |
| 11 | PIT | 00:25,473 | 00:28,378 | 00:28,628 | 00:35,542 | 256,13 | 10:01:28 |
| 12 | 04:14,710 | 02:56,199 | 00:27,545 | 00:23,870 | 00:27,096 | | 10:05:42 |
| 13 | 01:42,170 | 00:22,988 | 00:27,306 | 00:24,239 | 00:27,637 | 258,17 | 10:07:24 |
| 14 | 01:39,247 | 00:22,620 | 00:26,402 | 00:23,377 | 00:26,848 | 267,77 | 10:09:04 |
| 15 | 01:39,185 | 00:22,649 | 00:26,449 | 00:23,325 | 00:26,762 | 256,13 | 10:10:43 |

| | | | | | | | |
|-----|------------------|------------|--|--|-----------|---------------------|--|
| 31 | MORALES, Carmelo | CARDOSO R. | | | | | |
| ESP | | | | | P.Vmax: 4 | T. Ideal: 01:34,681 | |

| Lap | Time | Sector 1 | Sector 2 | Sector 3 | Sector 4 | V.Max | Hour |
|-----|------------------|------------------|------------------|------------------|------------------|---------------|----------|
| 1 | START | 02:12,049 | 00:28,574 | 00:23,795 | 00:26,232 | | 09:43:29 |
| 2 | 01:36,130 | 00:21,943 | 00:25,797 | 00:22,709 | 00:25,681 | 258,17 | 09:45:05 |
| 3 | 01:35,526 | 00:21,944 | 00:25,540 | 00:22,395 | 00:25,647 | 262,35 | 09:46:40 |
| 4 | PIT | 00:21,834 | 00:25,286 | 00:30,377 | 00:39,887 | 262,35 | 09:48:38 |
| 5 | 08:30,520 | 07:15,860 | 00:25,946 | 00:22,913 | 00:25,801 | | 09:57:08 |
| 6 | 01:36,138 | 00:21,824 | 00:25,354 | 00:22,464 | 00:26,496 | 260,24 | 09:58:44 |
| 7 | 01:35,351 | 00:21,695 | 00:25,420 | 00:22,383 | 00:25,853 | 265,57 | 10:00:20 |
| 8 | PIT | 00:22,623 | 00:26,200 | 00:23,069 | 00:31,422 | 261,29 | 10:02:03 |
| 9 | 04:17,032 | 03:02,724 | 00:25,618 | 00:22,589 | 00:26,101 | | 10:06:20 |
| 10 | 01:42,539 | 00:23,716 | 00:30,692 | 00:22,574 | 00:25,557 | 260,24 | 10:08:03 |
| 11 | 01:34,681 | 00:21,635 | 00:25,161 | 00:22,377 | 00:25,508 | 262,35 | 10:09:37 |
| 12 | 01:48,188 | 00:21,762 | 00:34,132 | 00:26,278 | 00:26,016 | 262,35 | 10:11:25 |

| | | | | | | | |
|-----|-----------------|---------------|--|--|------------|---------------------|--|
| 34 | PINSACH, Xavier | GASSS R. TEAM | | | | | |
| ESP | | | | | P.Vmax: 10 | T. Ideal: 01:33,841 | |

| Lap | Time | Sector 1 | Sector 2 | Sector 3 | Sector 4 | V.Max | Hour |
|-----|------------------|------------------|------------------|------------------|------------------|---------------|----------|
| 1 | START | 00:27,260 | 00:29,920 | 00:24,030 | 00:25,820 | | 09:41:45 |
| 2 | 01:34,620 | 00:21,737 | 00:25,261 | 00:22,277 | 00:25,345 | 258,17 | 09:43:20 |
| 3 | 01:35,043 | 00:21,640 | 00:25,224 | 00:22,517 | 00:25,662 | 260,24 | 09:44:55 |
| 4 | PIT | 00:22,374 | 00:26,207 | 00:23,408 | 00:33,735 | 260,24 | 09:46:40 |
| 5 | 04:32,964 | 03:18,168 | 00:26,061 | 00:22,759 | 00:25,976 | | 09:51:13 |
| 6 | 01:33,841 | 00:21,517 | 00:24,950 | 00:22,206 | 00:25,168 | 260,24 | 09:52:47 |
| 7 | PIT | 00:22,510 | 00:25,957 | 00:23,014 | 00:33,531 | 262,35 | 09:54:32 |

| | | | | | | | |
|----|-----------|-----------|-----------|-----------|-----------|--------|----------|
| 8 | NULL | 06:09,208 | 00:27,290 | 00:23,562 | 00:29,033 | | 10:02:01 |
| 9 | 01:35,025 | 00:21,601 | 00:25,253 | 00:22,680 | 00:25,491 | 261,29 | 10:03:36 |
| 10 | 01:34,641 | 00:21,622 | 00:25,193 | 00:22,363 | 00:25,463 | 259,20 | 10:05:11 |
| 11 | 01:34,844 | 00:21,588 | 00:25,316 | 00:22,373 | 00:25,567 | 260,24 | 10:06:46 |
| 12 | 01:35,046 | 00:21,609 | 00:25,349 | 00:22,451 | 00:25,637 | 261,29 | 10:08:21 |
| 13 | 01:39,109 | 00:21,703 | 00:26,991 | 00:23,522 | 00:26,893 | 259,20 | 10:10:00 |

| | | | | | | | |
|-----|--------------|---------------|--|--|-----------|---------------------|--|
| 40 | RAMOS, Roman | PALMETO PL R. | | | | | |
| ESP | | | | | P.Vmax: 4 | T. Ideal: 01:34,318 | |

| Lap | Time | Sector 1 | Sector 2 | Sector 3 | Sector 4 | V.Max | Hour |
|-----|------------------|------------------|------------------|------------------|------------------|---------------|----------|
| 1 | START | 01:15,430 | 00:28,200 | 00:22,836 | 00:25,613 | | 09:42:30 |
| 2 | PIT | 00:22,346 | 00:25,779 | 00:22,721 | 00:31,125 | 262,35 | 09:44:12 |
| 3 | 03:52,073 | 02:36,927 | 00:26,456 | 00:22,641 | 00:26,049 | | 09:48:04 |
| 4 | NULL | 00:21,635 | 00:26,122 | 00:22,401 | 00:25,444 | 265,57 | 09:49:40 |
| 5 | 01:36,099 | 00:21,764 | 00:25,937 | 00:22,491 | 00:25,907 | 264,49 | 09:51:16 |
| 6 | 01:34,923 | 00:21,702 | 00:25,248 | 00:22,435 | 00:25,538 | 262,35 | 09:52:51 |
| 7 | PIT | 00:22,431 | 00:25,457 | 00:23,049 | 00:31,369 | 263,41 | 09:54:33 |
| 8 | 04:07,750 | 02:53,079 | 00:26,416 | 00:22,608 | 00:25,647 | | 09:58:41 |
| 9 | 01:34,365 | 00:21,527 | 00:25,134 | 00:22,298 | 00:25,406 | 262,35 | 10:00:15 |
| 10 | 01:34,409 | 00:21,616 | 00:25,097 | 00:22,288 | 00:25,408 | 262,35 | 10:01:50 |
| 11 | 01:34,793 | 00:21,630 | 00:25,170 | 00:22,418 | 00:25,575 | 261,29 | 10:03:24 |
| 12 | 01:38,125 | 00:24,236 | 00:25,533 | 00:22,643 | 00:25,713 | 263,41 | 10:05:03 |
| 13 | 01:37,723 | 00:23,543 | 00:25,678 | 00:22,784 | 00:25,718 | 261,29 | 10:06:40 |
| 14 | 01:35,316 | 00:21,763 | 00:25,336 | 00:22,527 | 00:25,690 | 260,24 | 10:08:16 |
| 15 | 01:45,443 | 00:24,765 | 00:29,741 | 00:24,631 | 00:26,306 | 262,35 | 10:10:01 |

| | | | | | | | |
|-----|----------------------|--------------|--|--|------------|---------------------|--|
| 57 | PALOMARES, Christian | SP57 R. TEAM | | | | | |
| ESP | | | | | P.Vmax: 14 | T. Ideal: 01:35,675 | |

| Lap | Time | Sector 1 | Sector 2 | Sector 3 | Sector 4 | V.Max | Hour |
|-----|------------------|------------------|------------------|------------------|------------------|---------------|----------|
| 1 | START | 01:15,590 | 00:28,515 | 00:22,837 | 00:26,000 | | 09:42:31 |
| 2 | 01:36,555 | 00:22,015 | 00:25,817 | 00:22,628 | 00:26,095 | 260,24 | 09:44:08 |
| 3 | 01:37,366 | 00:22,014 | 00:25,937 | 00:22,894 | 00:26,521 | 260,24 | 09:45:45 |
| 4 | 01:36,675 | 00:22,214 | 00:25,671 | 00:22,740 | 00:26,050 | 256,13 | 09:47:22 |
| 5 | PIT | 00:30,290 | 00:27,519 | 00:26,601 | 00:34,604 | 257,14 | 09:49:21 |
| 6 | NULL | 08:04,600 | 00:27,673 | 00:22,868 | 00:25,994 | | 09:58:42 |
| 7 | 01:35,675 | 00:21,873 | 00:25,381 | 00:22,505 | 00:25,916 | 257,14 | 10:00:17 |
| 8 | PIT | 00:21,980 | 00:25,645 | 00:22,801 | 00:31,299 | 258,17 | 10:01:59 |
| 9 | 04:24,761 | 03:09,637 | 00:26,072 | 00:22,899 | 00:26,153 | | 10:06:24 |
| 10 | 01:39,706 | 00:22,112 | 00:25,780 | 00:24,781 | 00:27,033 | 257,14 | 10:08:04 |
| 11 | 01:36,499 | 00:22,001 | 00:25,583 | 00:22,704 | 00:26,211 | 258,17 | 10:09:40 |
| 12 | PIT | 00:27,269 | 00:26,857 | 00:23,555 | 00:33,030 | 259,20 | 10:11:31 |

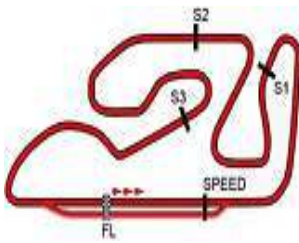
| | | | | | | | |
|-----|-------------------|-------------|--|--|------------|---------------------|--|
| 62 | EDGELEY, Nicholas | EDGE RST R. | | | | | |
| GBR | | | | | P.Vmax: 17 | T. Ideal: 01:40,597 | |

| Lap | Time | Sector 1 | Sector 2 | Sector 3 | Sector 4 | V.Max | Hour |
|-----|------------------|------------------|------------------|------------------|------------------|---------------|----------|
| 1 | START | 01:05,620 | 00:30,630 | 00:25,928 | 00:28,249 | | 09:42:28 |
| 2 | 01:43,291 | 00:24,034 | 00:27,797 | 00:24,206 | 00:27,254 | 256,13 | 09:44:12 |
| 3 | 01:41,447 | 00:23,445 | 00:26,953 | 00:23,973 | 00:27,076 | 258,17 | 09:45:53 |
| 4 | 01:42,077 | 00:23,280 | 00:27,254 | 00:24,155 | 00:27,388 | 258,17 | 09:47:35 |
| 5 | 01:41,947 | 00:23,363 | 00:27,175 | 00:24,079 | 00:27,330 | 256,13 | 09:49:17 |
| 6 | PIT | 00:23,525 | 00:28,055 | 00:25,231 | 00:42,425 | 252,14 | 09:51:16 |
| 7 | 10:23,329 | 09:03,224 | 00:28,246 | 00:24,543 | 00:27,316 | | 10:01:40 |
| 8 | 01:41,144 | 00:22,977 | 00:27,063 | 00:23,812 | 00:27,292 | 255,12 | 10:03:21 |
| 9 | 01:40,773 | 00:22,990 | 00:26,976 | 00:23,952 | 00:26,855 | 256,13 | 10:05:02 |
| 10 | PIT | 00:29,568 | 00:37,331 | 00:27,708 | 00:41,780 | 257,14 | 10:07:18 |
| 11 | 02:54,351 | 01:13,469 | 00:31,697 | 00:29,901 | 00:39,284 | | 10:10:12 |

| | | | | | | | |
|-----|------------|----------------|--|--|------------|---------------------|--|
| 64 | PAK, Asrin | YAMAHA STRATOS | | | | | |
| TUR | | | | | P.Vmax: 12 | T. Ideal: 01:36,891 | |

| Lap | Time | Sector 1 | Sector 2 | Sector 3 | Sector 4 | V.Max | Hour |
|-----|-------|-----------|-----------|-----------|-----------|-------|----------|
| 1 | START | 01:05,620 | 00:30,630 | 00:25,928 | 00:28,249 | | 09:42:28 |





Circuit de la C.Valenciana

CAMPEONATO DE ESPAÑA DE SUPERBIKE

ANALYSIS / SECTORS Ent.Cronometrado SBK

| Lap | Time | Sector 1 | Sector 2 | Sector 3 | Sector 4 | V.Max | Hour |
|-----|------------------|------------------|------------------|------------------|------------------|---------------|----------|
| 1 | START | 01:14,790 | 00:29,800 | 00:24,289 | 00:27,425 | | 09:42:34 |
| 2 | 01:38,069 | 00:22,308 | 00:26,416 | 00:23,252 | 00:26,093 | 258,17 | 09:44:12 |
| 3 | 01:37,926 | 00:22,452 | 00:26,037 | 00:23,350 | 00:26,087 | 261,29 | 09:45:50 |
| 4 | 01:37,934 | 00:22,062 | 00:26,146 | 00:23,318 | 00:26,408 | 259,20 | 09:47:28 |
| 5 | PIT | 00:22,072 | 00:26,248 | 00:23,383 | 00:23,688 | 259,20 | 09:49:13 |
| 6 | 06:49,434 | 05:31,965 | 00:27,318 | 00:23,677 | 00:26,474 | | 09:56:02 |
| 7 | 01:37,891 | 00:22,207 | 00:26,102 | 00:23,288 | 00:26,294 | 257,14 | 09:57:40 |
| 8 | 01:37,137 | 00:21,991 | 00:26,033 | 00:23,148 | 00:25,965 | 258,17 | 09:59:17 |
| 9 | 01:37,192 | 00:21,906 | 00:26,036 | 00:23,124 | 00:26,126 | 259,20 | 10:00:54 |
| 10 | 01:36,992 | 00:21,877 | 00:25,925 | 00:23,147 | 00:26,043 | 257,14 | 10:02:31 |
| 11 | 01:38,073 | 00:21,903 | 00:26,334 | 00:23,408 | 00:26,428 | 259,20 | 10:04:09 |
| 12 | 01:38,522 | 00:22,255 | 00:26,420 | 00:23,364 | 00:26,483 | 257,14 | 10:05:48 |
| 13 | 01:38,482 | 00:22,196 | 00:26,677 | 00:23,238 | 00:26,371 | 259,20 | 10:07:26 |
| 14 | 01:39,969 | 00:22,140 | 00:26,637 | 00:24,323 | 00:26,869 | 257,14 | 10:09:06 |
| 15 | 01:38,201 | 00:22,068 | 00:26,024 | 00:23,322 | 00:26,787 | 257,14 | 10:10:45 |

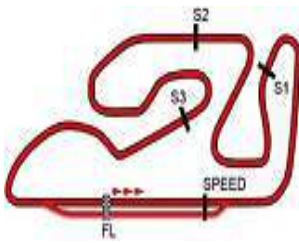
| Lap | Time | Sector | | | | V.Max | Hour |
|-----|------------------|------------------|------------------|------------------|------------------|---------------|----------|
| | | 1 | 2 | 3 | 4 | | |
| 1 | START | 00:32,780 | 00:27,280 | 00:23,630 | 00:26,100 | | 09:41:48 |
| 2 | 01:36,834 | 00:21,977 | 00:25,944 | 00:22,983 | 00:25,930 | 262,35 | 09:43:25 |
| 3 | 01:36,641 | 00:21,860 | 00:25,844 | 00:22,959 | 00:25,978 | 264,49 | 09:45:01 |
| 4 | 01:36,221 | 00:21,843 | 00:25,688 | 00:22,899 | 00:25,791 | 265,57 | 09:46:38 |
| 5 | PIT | 00:21,756 | 00:25,684 | 00:23,104 | 00:25,718 | 264,49 | 09:48:24 |
| 6 | 07:16,889 | 05:59,888 | 00:27,089 | 00:23,770 | 00:26,142 | | 09:55:41 |
| 7 | 01:36,142 | 00:21,947 | 00:25,552 | 00:22,827 | 00:25,816 | 261,29 | 09:57:17 |
| 8 | 01:37,815 | 00:22,161 | 00:25,933 | 00:23,395 | 00:26,326 | 263,41 | 09:58:55 |
| 9 | PIT | 00:21,697 | 00:25,801 | 00:22,857 | 00:26,192 | 264,49 | 10:00:41 |
| 10 | 05:33,398 | 04:13,028 | 00:28,182 | 00:26,192 | 00:25,996 | | 10:06:15 |
| 11 | 01:35,458 | 00:21,781 | 00:25,424 | 00:22,692 | 00:25,561 | 265,57 | 10:07:50 |
| 12 | 01:41,721 | 00:22,146 | 00:27,026 | 00:24,527 | 00:28,022 | 264,49 | 10:09:32 |
| 13 | 01:37,369 | 00:21,691 | 00:25,437 | 00:22,958 | 00:27,283 | 265,57 | 10:11:09 |

| Lap | Time | Sector | | | | V.Max | Hour |
|-----|------------------|------------------|------------------|------------------|------------------|---------------|----------|
| | | 1 | 2 | 3 | 4 | | |
| 1 | START | 06:35,140 | 00:27,507 | 00:23,146 | 00:26,035 | | 09:47:50 |
| 2 | 01:35,791 | 00:21,792 | 00:25,576 | 00:22,731 | 00:25,692 | 259,20 | 09:49:26 |
| 3 | 01:36,615 | 00:21,933 | 00:25,546 | 00:22,560 | 00:26,576 | 260,24 | 09:51:02 |
| 4 | 01:35,541 | 00:21,786 | 00:25,502 | 00:22,559 | 00:25,694 | 259,20 | 09:52:38 |
| 5 | 01:34,915 | 00:21,576 | 00:25,372 | 00:22,424 | 00:25,543 | 260,24 | 09:54:13 |
| 6 | PIT | 00:21,830 | 00:25,446 | 00:22,676 | 00:30,976 | 258,17 | 09:55:54 |
| 7 | 04:38,882 | 03:20,641 | 00:28,044 | 00:22,935 | 00:27,262 | | 10:00:33 |
| 8 | 01:48,043 | 00:25,903 | 00:33,331 | 00:23,058 | 00:25,751 | 257,14 | 10:02:21 |
| 9 | 01:35,457 | 00:21,681 | 00:25,543 | 00:22,665 | 00:25,568 | 262,35 | 10:03:56 |
| 10 | 01:34,566 | 00:21,495 | 00:25,284 | 00:22,340 | 00:25,447 | 260,24 | 10:05:31 |
| 11 | 01:34,716 | 00:21,482 | 00:25,313 | 00:22,412 | 00:25,509 | 260,24 | 10:07:05 |
| 12 | 01:40,511 | 00:24,876 | 00:27,585 | 00:22,592 | 00:25,458 | 261,29 | 10:08:46 |
| 13 | 01:34,899 | 00:21,655 | 00:25,333 | 00:22,444 | 00:25,467 | 262,35 | 10:10:21 |

| Lap | Time | Sector | | | | V.Max | Hour |
|-----|------------------|------------------|-----------|------------------|------------------|---------------|----------|
| | | 1 | 2 | 3 | 4 | | |
| 1 | PIT | 01:14,630 | 00:29,640 | 00:24,284 | 00:37,713 | | 09:42:44 |
| 2 | 02:35,727 | 01:18,084 | 00:27,241 | 00:23,652 | 00:26,750 | | 09:45:20 |
| 3 | 01:38,168 | 00:22,231 | 00:26,373 | 00:23,105 | 00:26,459 | 257,14 | 09:46:58 |
| 4 | 01:38,039 | 00:22,268 | 00:26,270 | 00:23,150 | 00:26,351 | 258,17 | 09:48:36 |
| 5 | 01:37,880 | 00:22,211 | 00:26,073 | 00:23,124 | 00:26,472 | 258,17 | 09:50:14 |
| 6 | 01:38,215 | 00:22,267 | 00:26,266 | 00:23,234 | 00:26,448 | 259,20 | 09:51:52 |
| 7 | PIT | 00:23,266 | 00:27,070 | 00:23,852 | 00:32,393 | 259,20 | 09:53:39 |
| 8 | 05:05,302 | 03:47,966 | 00:27,334 | 00:23,553 | 00:26,449 | | 09:58:44 |
| 9 | 01:37,786 | 00:22,414 | 00:26,078 | 00:23,003 | 00:26,291 | 256,13 | 10:00:22 |
| 10 | 01:37,486 | 00:22,218 | 00:26,038 | 00:22,918 | 00:26,312 | 259,20 | 10:01:59 |
| 11 | 01:37,783 | 00:22,160 | 00:26,157 | 00:23,172 | 00:26,294 | 258,17 | 10:03:37 |
| 12 | 01:38,902 | 00:22,099 | 00:26,412 | 00:23,679 | 00:26,712 | 260,24 | 10:05:16 |



CRONOCIRCUIT: crono@circuitricardotormo.com



Circuit de la C.Valenciana

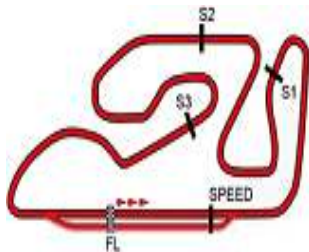
CAMPEONATO DE ESPAÑA DE SUPERBIKE

ANALYSIS / SECTORS Ent.Cronometrado SBK

| | | | | | | | |
|----|-----------|-----------|------------------|-----------|-----------|---------------|----------|
| 13 | 01:37,615 | 00:22,158 | 00:26,025 | 00:23,048 | 00:26,384 | 258,17 | 10:06:54 |
| 14 | PIT | 00:29,458 | 00:34,528 | 00:27,640 | 00:36,208 | 260,24 | 10:09:02 |

| 94 | URAMOTO,Naomichi | | SUZUKI JEG R. | | | | |
|-----|------------------|------------------|------------------|---------------------|------------------|---------------|----------|
| | JPN | | P.Vmax: 4 | T. Ideal: 01:35,169 | | | |
| Lap | Time | Sector 1 | Sector 2 | Sector 3 | Sector 4 | V.Max | Hour |
| 1 | START | 00:52,140 | 00:29,230 | 00:23,860 | 00:26,680 | | 09:42:10 |
| 2 | 01:36,075 | 00:21,920 | 00:25,607 | 00:22,665 | 00:25,883 | 259,20 | 09:43:46 |
| 3 | NULL | 00:23,291 | 00:28,104 | 00:23,116 | 00:25,810 | 262,35 | 09:45:26 |
| 4 | 01:35,321 | 00:21,616 | 00:25,474 | 00:22,550 | 00:25,681 | 262,35 | 09:47:02 |
| 5 | 01:35,756 | 00:21,780 | 00:25,624 | 00:22,584 | 00:25,768 | 262,35 | 09:48:37 |
| 6 | PIT | 00:22,935 | 00:26,481 | 00:23,778 | 00:34,040 | 262,35 | 09:50:25 |
| 7 | 06:03,259 | 04:41,330 | 00:29,825 | 00:26,113 | 00:25,991 | | 09:56:28 |
| 8 | 01:35,727 | 00:21,890 | 00:25,568 | 00:22,579 | 00:25,690 | 262,35 | 09:58:04 |
| 9 | 01:35,511 | 00:21,658 | 00:25,368 | 00:22,717 | 00:25,768 | 263,41 | 09:59:39 |
| 10 | 01:35,474 | 00:21,754 | 00:25,518 | 00:22,542 | 00:25,660 | 262,35 | 10:01:15 |
| 11 | NULL | 00:28,270 | 00:28,082 | 00:23,157 | 00:26,603 | 262,35 | 10:03:01 |
| 12 | 01:35,639 | 00:21,673 | 00:25,630 | 00:22,680 | 00:25,656 | 262,35 | 10:04:36 |
| 13 | 01:44,164 | 00:21,751 | 00:25,736 | 00:25,051 | 00:31,626 | 262,35 | 10:06:21 |
| 14 | 01:35,681 | 00:21,740 | 00:25,455 | 00:22,735 | 00:25,751 | 262,35 | 10:07:56 |
| 15 | 01:44,690 | 00:30,082 | 00:26,232 | 00:22,733 | 00:25,643 | 263,41 | 10:09:41 |
| 16 | 01:35,810 | 00:21,679 | 00:25,470 | 00:22,843 | 00:25,818 | 265,57 | 10:11:17 |

| 96 | FELIPE,Enrique | | YAMAHA STRATOS | | | | |
|-----|------------------|------------------|------------------|---------------------|------------------|---------------|----------|
| | ESP | | P.Vmax: 20 | T. Ideal: 01:43,587 | | | |
| Lap | Time | Sector 1 | Sector 2 | Sector 3 | Sector 4 | V.Max | Hour |
| 1 | START | 01:15,350 | 00:30,540 | 00:25,896 | 00:29,927 | | 09:42:40 |
| 2 | 01:47,473 | 00:24,931 | 00:28,896 | 00:24,991 | 00:28,655 | 246,39 | 09:44:27 |
| 3 | 01:46,027 | 00:24,410 | 00:28,391 | 00:24,984 | 00:28,242 | 248,28 | 09:46:13 |
| 4 | 01:46,005 | 00:24,255 | 00:28,515 | 00:24,973 | 00:28,262 | 253,13 | 09:47:59 |
| 5 | PIT | 00:24,608 | 00:28,926 | 00:24,922 | 00:33,490 | 250,19 | 09:49:51 |
| 6 | 07:09,001 | 05:46,148 | 00:28,981 | 00:25,316 | 00:28,556 | | 09:57:00 |
| 7 | 01:46,122 | 00:24,429 | 00:28,021 | 00:25,077 | 00:28,595 | 252,14 | 09:58:46 |
| 8 | 01:46,281 | 00:24,182 | 00:28,463 | 00:24,766 | 00:28,870 | 252,14 | 10:00:33 |
| 9 | 01:45,285 | 00:24,553 | 00:28,040 | 00:24,588 | 00:28,104 | 240,89 | 10:02:18 |
| 10 | 01:44,000 | 00:24,064 | 00:27,550 | 00:24,551 | 00:27,835 | 254,12 | 10:04:02 |
| 11 | 01:43,852 | 00:23,952 | 00:27,619 | 00:24,669 | 00:27,612 | 253,13 | 10:05:46 |
| 12 | 01:44,110 | 00:24,095 | 00:27,920 | 00:24,473 | 00:27,622 | 253,13 | 10:07:30 |
| 13 | PIT | 00:24,071 | 00:28,864 | 00:25,979 | 00:35,399 | 255,12 | 10:09:24 |



Circuit de la C.Valenciana

CAMPEONATO DE ESPAÑA DE SUPERBIKE

Velocidades máximas Ent.Cronometrado SBK

| Name | Country/Res | Brand | Best 5 max. speed | | | | | Media | Max. |
|-------------------------|-------------|----------|-------------------|-------|-------|-------|-------|-------|-------|
| 20 MARINO, Florian | FRA | BMW M. | 267,8 | 266,7 | 266,7 | 265,6 | 265,6 | 266,4 | 267,8 |
| 25 BLAZQUEZ, Roberto | ESP | BMW M. | 267,8 | 258,2 | 258,2 | 258,2 | 257,1 | 259,9 | 267,8 |
| 70 ALCOBA, Marc | ESP | Yamaha | 266,7 | 266,7 | 265,6 | 265,6 | 265,6 | 266,0 | 266,7 |
| 40 RAMOS, Roman | ESP | Kawasaki | 265,6 | 264,5 | 263,4 | 263,4 | 262,3 | 263,8 | 265,6 |
| 94 URAMOTO, Naomichi | JPN | Suzuki | 265,6 | 263,4 | 263,4 | 262,3 | 262,3 | 263,4 | 265,6 |
| 11 GUARNONI, Jeremy | FRA | Kawasaki | 265,6 | 263,4 | 263,4 | 263,4 | 262,3 | 263,6 | 265,6 |
| 75 LOPES, Ivo | POR | BMW M. | 265,6 | 265,6 | 265,6 | 264,5 | 264,5 | 265,1 | 265,6 |
| 31 MORALES, Carmelo | ESP | Yamaha | 265,6 | 262,3 | 262,3 | 262,3 | 262,3 | 263,0 | 265,6 |
| 72 LEESCH, Chris | LUX | Suzuki | 263,4 | 262,3 | 262,3 | 262,3 | 262,3 | 262,6 | 263,4 |
| 34 PINSACH, Xavier | ESP | Yamaha | 262,3 | 261,3 | 261,3 | 260,2 | 260,2 | 261,1 | 262,3 |
| 77 PONS, Miquel | ESP | Kawasaki | 262,3 | 262,3 | 261,3 | 260,2 | 260,2 | 261,3 | 262,3 |
| 4 ARTIME, Javier | ESP | Honda | 261,3 | 261,3 | 261,3 | 259,2 | 257,1 | 260,0 | 261,3 |
| 64 PAK, Asrin | TUR | Yamaha | 261,3 | 259,2 | 259,2 | 259,2 | 259,2 | 259,6 | 261,3 |
| 66 LE GALLO, Philippe | FRA | Yamaha | 260,2 | 260,2 | 260,2 | 260,2 | 259,2 | 260,0 | 260,2 |
| 85 ROMERO, Pedro N. | POR | Yamaha | 260,2 | 260,2 | 259,2 | 259,2 | 259,2 | 259,6 | 260,2 |
| 57 PALOMARES, Christian | ESP | Yamaha | 260,2 | 260,2 | 259,2 | 258,2 | 258,2 | 259,2 | 260,2 |
| 62 EDGELEY, Nicholas | GBR | BMW M. | 258,2 | 258,2 | 257,1 | 256,1 | 256,1 | 257,1 | 258,2 |
| 7 GELADA, Genis | ESP | Kawasaki | 258,2 | 257,1 | 256,1 | 256,1 | 256,1 | 256,7 | 258,2 |
| 8 ZAMORANO, Joan | ESP | Yamaha | 256,1 | 255,1 | 255,1 | 254,1 | 254,1 | 254,9 | 256,1 |
| 96 FELIPE, Enrique | ESP | Yamaha | 255,1 | 254,1 | 253,1 | 253,1 | 253,1 | 253,7 | 255,1 |
| 21 ALONSO, Francisco J. | ESP | Kawasaki | 254,1 | 253,1 | 252,1 | 251,2 | 251,2 | 252,3 | 254,1 |
| 22 GONZALEZ, David | ESP | Yamaha | 250,2 | 250,2 | 249,2 | 248,3 | 247,3 | 249,0 | 250,2 |
| 10 GARCIA, Pablo | ESP | Yamaha | 241,8 | 241,8 | 240,9 | 240,9 | 240,9 | 241,3 | 241,8 |



CRONOCIRCUIT: crono@circuitricardotormo.com