

## CAMPEONATO DE ESPAÑA DE SUPERBIKE

12 - 13 SEPTIEMBRE 2020

Circuit de la C.Valenciana

Length: 4005 metros

### Results

### Warm Up

### PreMoto3.Promo3

Pos.	N.	Rider	Team	Motorcycle	Nat.	Best Lap	iL	Laps	Gap	Interval	Speed	Tyr.	Cat.
1	4	TORRECILLAS,Carlos	C. CAMPEONES	MIR Racing	ESP	<b>01:46,512</b>	6	6			135,37	PI	PM3
2	16	FUERTES,Alvaro	FUERTES TEAM	BEON	ESP	01:46,648	6	6	00:00,136	00:00,136	135,19	PI	PM3
3	78	ESTEBAN,Joel	IGAXTEAM	BEON	ESP	01:46,924	6	6	00:00,412	00:00,276	134,84	PI	PM3
4	32	REAL,David	C. CAMPEONES	MIR Racing	ESP	01:46,951	6	6	00:00,439	00:00,027	134,81	PI	PM3
5	43	MARIN,Hugo	C. CAMPEONES		ESP	01:47,156	6	6	00:00,644	00:00,205	134,55	PI	PM3
6	55	CALATAYUD,Unai	QRG MOTOR R.	BEON	ESP	01:47,232	5	6	00:00,720	00:00,076	134,46	PI	PM3
7	8	GARCIA,Marco	C. CAMPEONES	MIR Racing	ESP	01:47,402	6	6	00:00,890	00:00,170	134,24	PI	PM3
8	73	RIBEIRO,Nuno G.	LOUSAESTRADAS	BEON	POR	01:47,769	5	6	00:01,257	00:00,367	133,79	PI	PM3
9	22	KLEMETTI,Lenni	RAM R. YAMAHA	BEON	FIN	01:47,869	6	6	00:01,357	00:00,100	133,66	PI	PM3
10	39	ZURUTUZA,Xabi	C.CAMPEONES	MIR Racing	ESP	01:48,700	5	6	00:02,188	00:00,831	132,64	PI	PM3
11	85	ARMARIO,J. L.	GM FUEL - VRC T.	BEON	ESP	01:49,553	4	6	00:03,041	00:00,853	131,61	PI	PM3
12	27	LUDEÑA, Marcos	C. CAMPEONES	MIR Racing	ESP	01:49,573	6	6	00:03,061	00:00,020	131,58	PI	P3
13	93	BERNAL,Sergio	QRG MOTOR R.		ESP	01:50,827	5	5	00:04,315	00:01,254	130,09	PI	P3
14	74	BROWN,Carter	C. CAMPEONES	MIR Racing	GBR	01:51,356	6	6	00:04,844	00:00,529	129,48	PI	P3
15	83	GOURDON,Theo	C. CAMPEONES	MIR Racing	ESP	01:51,913	6	6	00:05,401	00:00,557	128,83	PI	P3
16	49	MARTINEZ,Xavier	C. CAMPEONES	MIR Racing	ESP	01:52,175	4	6	00:05,663	00:00,262	128,53	PI	P3
17	18	PARRILLA,Cesar	C. CAMPEONES	MIR Racing	ESP	01:52,438	2	3	00:05,926	00:00,263	128,23	PI	P3
18	52	MARTIN,Alex	TEAM MARTIN	MIR Racing	ESP	01:52,661	5	6	00:06,149	00:00,223	127,98	PI	P3
19	25	PAYNE,Kyle	C. CAMPEONES	MIR Racing	GBR	01:53,533	4	6	00:07,021	00:00,872	126,99	PI	P3
20	24	CHOTE,Jayant	C. CAMPEONES	MIR Racing	NED	01:54,895	5	5	00:08,383	00:01,362	125,49	PI	P3
21	37	AMER, Montague J.	AUSTIN R.-VHC L. M	BEON	GBR	01:55,538	3	3	00:09,026	00:00,643	124,79	PI	P3
22	87	WHATLEY,Saffron J.	C. CAMPEONES	MIR Racing	GBR	01:56,538	4	4	00:10,026	00:01,000	123,72	PI	P3
23	82	GOURDON,Alex	C. CAMPEONES	MIR Racing	ESP	02:32,102	3	4	00:45,590	00:35,564	94,79	PI	P3
24	41	CERPA,Yvonne	IGAXTEAM	BEON	ESP	START						PI	PM3
25	71	BOLAÑO,Ivan	M. OLIVEIRA F. C	BEON	ESP	START						PI	PM3
26	42	FRANCIS,Cros A.	C. CAMPEONES	MIR Racing	AUS	START		1				PI	P3

Circuit de la C.Valenciana

Final Official

Provisional Official

Length: 4005 m. Hour: 08:59

JURY:

C.of the Course:

C.Timekeeper:

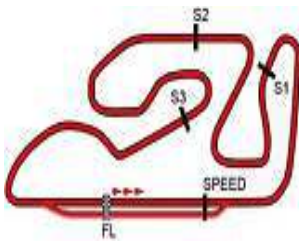
Hour:

Hour: 13/09/2020

Hour: 9:14:28



CRONOCIRCUIT: crono@circuitricardotormo.com



Circuit de la C.Valenciana

CAMPEONATO DE ESPAÑA DE SUPERBIKE

ANALYSIS / SECTORS Warm Up PreMoto3.Promo3

4	TORRECIILLAS,Carlos ESP	C. CAMPEONES					
		P.Vmax: 1 T. Ideal: 01:46,512					
Lap	Time	Sector 1	Sector 2	Sector 3	Sector 4	V.Max	Hour
1	START	00:32,790	00:31,610	00:26,909	00:30,828		09:02:00
2	01:51,290	00:26,861	00:29,162	00:25,646	00:29,621	185,14	09:03:51
3	01:48,330	00:25,307	00:28,503	00:25,126	00:29,394	<b>194,01</b>	09:05:39
4	NULL	00:25,028	00:28,088	00:25,063	00:29,382	186,21	09:07:27
5	NULL	00:25,472	00:28,010	00:25,000	00:29,452	182,54	09:09:15
6	<b>01:46,512</b>	<b>00:25,022</b>	<b>00:27,800</b>	<b>00:24,702</b>	<b>00:28,988</b>	187,83	09:11:01

8	GARCIA,Marco ESP	C. CAMPEONES					
		P.Vmax: 4 T. Ideal: 01:47,300					
Lap	Time	Sector 1	Sector 2	Sector 3	Sector 4	V.Max	Hour
1	START	00:35,130	00:31,260	00:26,199	00:30,777		09:02:01
2	01:49,927	00:25,591	00:28,828	00:25,760	00:29,748	188,92	09:03:51
3	01:48,913	00:25,754	00:28,388	00:25,408	00:29,363	186,74	09:05:40
4	NULL	<b>00:25,238</b>	00:28,161	00:24,863	00:29,355	<b>191,72</b>	09:07:27
5	01:47,571	00:25,287	<b>00:28,025</b>	00:24,936	<b>00:29,323</b>	190,59	09:09:15
6	<b>01:47,402</b>	00:25,248	00:28,032	<b>00:24,714</b>	00:29,408	190,59	09:11:02

16	FUERTES,Alvaro ESP	FUERTES TEAM					
		P.Vmax: 3 T. Ideal: 01:46,128					
Lap	Time	Sector 1	Sector 2	Sector 3	Sector 4	V.Max	Hour
1	START	00:36,410	00:31,520	00:27,849	00:30,775		09:02:04
2	01:48,615	00:25,436	00:28,641	00:24,851	00:29,687	191,72	09:03:53
3	01:47,525	00:25,205	00:28,167	00:24,655	00:29,498	188,92	09:05:40
4	01:46,788	00:25,083	00:28,009	00:24,891	<b>00:28,805</b>	<b>193,43</b>	09:07:27
5	01:47,412	00:25,134	00:28,229	00:24,900	00:29,149	187,83	09:09:14
6	<b>01:46,648</b>	<b>00:25,023</b>	<b>00:27,865</b>	<b>00:24,435</b>	00:29,325	186,21	09:11:01

18	PARRILLA,Cesar ESP	C. CAMPEONES					
		P.Vmax: 13 T. Ideal: 01:51,482					
Lap	Time	Sector 1	Sector 2	Sector 3	Sector 4	V.Max	Hour
1	START	00:36,650	00:32,180	00:27,849	00:32,192		09:02:06
2	<b>01:52,438</b>	00:26,398	00:29,299	00:25,600	<b>00:31,141</b>	176,09	09:03:59
3	PIT	<b>00:26,188</b>	<b>00:28,810</b>	<b>00:25,343</b>	00:41,750	<b>180,50</b>	09:06:01

22	KLEMETTI,Lenni FIN	RAM R. YAMAHA					
		P.Vmax: 11 T. Ideal: 01:47,712					
Lap	Time	Sector 1	Sector 2	Sector 3	Sector 4	V.Max	Hour
1	START	00:34,650	00:32,495	00:26,875	00:30,705		09:02:02
2	01:50,766	00:26,424	00:28,723	00:25,753	00:29,866	185,67	09:03:53
3	01:48,341	00:25,293	00:28,348	00:25,110	00:29,590	<b>187,28</b>	09:05:41
4	01:48,194	00:25,113	00:28,398	<b>00:24,970</b>	00:29,713	186,74	09:07:29
5	01:48,004	00:25,170	00:28,315	00:25,023	<b>00:29,496</b>	186,21	09:09:17
6	<b>01:47,869</b>	<b>00:25,032</b>	<b>00:28,214</b>	00:24,987	00:29,636	186,74	09:11:05

24	CHOTE,Jayant NED	C. CAMPEONES					
		P.Vmax: 14 T. Ideal: 01:54,331					
Lap	Time	Sector 1	Sector 2	Sector 3	Sector 4	V.Max	Hour
1	START	00:36,010	00:33,680	00:28,910	00:31,874		09:02:08
2	01:55,230	00:27,368	00:29,734	00:26,537	00:31,591	175,61	09:04:03
3	PIT	<b>00:26,950</b>	<b>00:29,497</b>	<b>00:26,359</b>	00:37,463	<b>179,50</b>	09:06:03
4	02:35,461	01:07,319	00:29,948	00:26,669	<b>00:31,525</b>		09:08:39
5	<b>01:54,895</b>	00:26,993	00:29,705	00:26,433	00:31,764	169,63	09:10:34

25	PAYNE,Kyle GBR	C. CAMPEONES					
		P.Vmax: 18 T. Ideal: 01:53,242					
Lap	Time	Sector 1	Sector 2	Sector 3	Sector 4	V.Max	Hour
1	START	00:33,610	00:33,460	00:29,270	00:32,421		09:02:06

2	01:56,436	00:27,556	00:30,574	00:26,563	00:31,743	170,98	09:04:03
3	01:54,263	00:26,836	00:29,974	00:26,048	00:31,405	172,80	09:05:57
4	<b>01:53,533</b>	00:26,482	<b>00:29,882</b>	00:25,942	<b>00:31,227</b>	171,88	09:07:50
5	01:54,369	00:26,679	00:30,633	<b>00:25,656</b>	00:31,401	172,80	09:09:45
6	01:55,004	<b>00:26,477</b>	00:30,339	00:26,959	00:31,229	<b>174,66</b>	09:11:40

27	LUDEÑA,Marcos ESP	C. CAMPEONES					
		P.Vmax: 19 T. Ideal: 01:49,560					
Lap	Time	Sector 1	Sector 2	Sector 3	Sector 4	V.Max	Hour
1	START	00:28,200	00:30,030	00:25,709	00:30,731		09:01:52
2	01:51,692	00:26,329	00:29,223	00:25,476	00:30,664	172,34	09:03:44
3	01:50,942	00:26,150	00:28,932	00:25,321	00:30,539	173,26	09:05:35
4	01:49,911	00:25,951	00:28,580	00:25,031	00:30,349	173,73	09:07:25
5	01:54,320	00:29,917	00:29,093	<b>00:25,000</b>	00:30,310	173,26	09:09:19
6	<b>01:49,573</b>	<b>00:25,849</b>	<b>00:28,513</b>	00:25,013	<b>00:30,198</b>	<b>174,19</b>	09:11:08

32	REAL,David ESP	C. CAMPEONES					
		P.Vmax: 8 T. Ideal: 01:46,709					
Lap	Time	Sector 1	Sector 2	Sector 3	Sector 4	V.Max	Hour
1	START	00:32,550	00:31,620	00:26,880	00:31,009		09:01:59
2	01:50,889	00:26,042	00:29,311	00:25,588	00:29,948	181,51	09:03:50
3	01:48,769	00:25,490	00:28,575	00:25,188	00:29,516	184,62	09:05:39
4	01:47,703	00:25,302	00:28,078	00:25,050	00:29,273	184,62	09:07:27
5	01:47,456	<b>00:24,952</b>	00:28,354	00:24,806	00:29,344	<b>187,83</b>	09:09:14
6	<b>01:46,951</b>	00:25,194	<b>00:27,920</b>	<b>00:24,586</b>	<b>00:29,251</b>	183,05	09:11:01

37	AMER,Montague J. GBR	AUSTIN R.-VHC L. M					
		P.Vmax: 15 T. Ideal: 01:55,538					
Lap	Time	Sector 1	Sector 2	Sector 3	Sector 4	V.Max	Hour
1	PIT	01:04,090	00:33,150	00:28,787	00:51,220		09:02:55
2	05:19,804	03:48,698	00:31,624	00:27,799	00:31,683		09:08:14
3	<b>01:55,538</b>	<b>00:27,056</b>	<b>00:30,247</b>	<b>00:26,967</b>	<b>00:31,268</b>	<b>177,53</b>	09:10:10

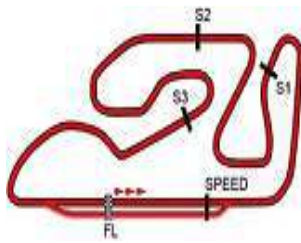
39	ZURUTUZA,Xabi ESP	C. CAMPEONES					
		P.Vmax: 7 T. Ideal: 01:47,289					
Lap	Time	Sector 1	Sector 2	Sector 3	Sector 4	V.Max	Hour
1	START	00:36,490	00:31,258	00:27,951	00:31,519		09:02:05
2	01:53,717	00:26,577	00:29,751	00:26,401	00:30,988	<b>188,37</b>	09:03:58
3	01:49,767	00:25,480	00:28,842	00:25,379	00:30,066	185,67	09:05:48
4	01:48,784	00:25,477	00:28,541	00:24,990	00:29,776	186,74	09:07:37
5	<b>01:48,700</b>	00:25,375	00:28,977	00:24,890	00:29,458	185,67	09:09:26
6	NULL	<b>00:25,210</b>	<b>00:28,150</b>	<b>00:24,643</b>	<b>00:29,286</b>	186,21	09:11:13

42	FRANCIS,Cros A. AUS	C. CAMPEONES					
		P.Vmax: 24 T. Ideal: 12:07,583					
Lap	Time	Sector 1	Sector 2	Sector 3	Sector 4	V.Max	Hour
1	PIT	<b>09:54,377</b>	<b>00:39,601</b>	<b>00:40,311</b>	<b>00:53,294</b>		09:12:05

43	MARIN,Hugo ESP	C. CAMPEONES					
		P.Vmax: 8 T. Ideal: 01:47,094					
Lap	Time	Sector 1	Sector 2	Sector 3	Sector 4	V.Max	Hour
1	START	00:35,290	00:32,380	00:27,630	00:31,643		09:02:04
2	01:54,325	00:26,731	00:29,858	00:26,173	00:31,563	182,02	09:03:59
3	01:50,539	00:25,943	00:28,892	00:25,387	00:30,317	182,02	09:05:49
4	01:49,363	00:25,817	00:28,840	00:24,951	00:29,755	181,51	09:07:39
5	01:47,291	00:25,233	<b>00:28,218</b>	00:24,548	00:29,292	185,14	09:09:26
6	<b>01:47,156</b>	<b>00:25,119</b>	00:28,280	<b>00:24,545</b>	<b>00:29,212</b>	<b>187,83</b>	09:11:13

49	MARTINEZ,Xavier ESP	C. CAMPEONES					
		P.Vmax: 19 T. Ideal: 01:51,685					
Lap	Time	Sector 1	Sector 2	Sector 3	Sector 4	V.Max	Hour
1	START	00:33,610	00:33,460	00:29,270	00:32,421		09:02:06





Circuit de la C.Valenciana

CAMPEONATO DE ESPAÑA DE SUPERBIKE

ANALYSIS / SECTORS Warm Up PreMoto3.Promo3

1	START	00:37,000	00:35,490	00:28,290	00:32,969		09:02:11	2	02:37,460	01:02,825	00:32,931	<b>00:28,041</b>	00:33,663		09:05:31
2	01:56,943	00:27,462	00:31,253	00:26,662	00:31,566	171,43	09:04:08	3	<b>02:32,102</b>	00:37,972	00:41,592	00:40,482	<b>00:32,056</b>	154,65	09:08:03
3	01:54,742	00:26,819	00:30,163	00:26,234	00:31,526	171,88	09:06:03	4	PIT	<b>00:28,498</b>	<b>00:30,148</b>	00:30,796	00:37,391	<b>159,21</b>	09:10:10
4	<b>01:52,175</b>	00:26,218	00:29,528	<b>00:25,686</b>	<b>00:30,743</b>	173,73	09:07:55								
5	01:52,569	00:26,265	00:29,571	00:25,876	00:30,857	172,80	09:09:48								
6	PIT	<b>00:26,138</b>	<b>00:29,118</b>	00:30,540	00:52,724	<b>174,19</b>	09:12:06								

<b>52</b>	MARTIN,Alex	TEAM MARTIN					
	ESP	P.Vmax: 19 T. Ideal: 01:52,456					
Lap Time	Sector 1	Sector 2	Sector 3	Sector 4	V.Max	Hour	
1	START	00:33,449	00:33,180	00:27,310	00:32,151		09:02:03
2	01:55,102	00:27,262	00:29,881	00:26,177	00:31,782	170,53	09:03:59
3	01:53,408	00:27,074	00:29,373	00:25,797	00:31,164	173,73	09:05:52
4	01:54,015	00:27,074	00:29,412	00:25,749	00:31,780	<b>174,19</b>	09:07:46
5	<b>01:52,661</b>	<b>00:26,518</b>	00:29,358	<b>00:25,559</b>	00:31,226	172,34	09:09:39
6	01:52,988	00:26,675	<b>00:29,239</b>	00:25,934	<b>00:31,140</b>	170,98	09:11:32

<b>55</b>	CALATAYUD,Unai	QRG MOTOR R.					
	ESP	P.Vmax: 8 T. Ideal: 01:47,013					
Lap Time	Sector 1	Sector 2	Sector 3	Sector 4	V.Max	Hour	
1	START	00:34,249	00:31,990	00:25,710	00:30,873		09:02:00
2	01:50,268	00:25,725	00:29,129	00:25,730	00:29,684	185,67	09:03:50
3	01:48,950	00:25,548	00:28,590	00:25,472	00:29,340	185,67	09:05:39
4	01:48,088	00:25,556	00:28,270	00:25,055	00:29,207	185,67	09:07:28
5	<b>01:47,232</b>	<b>00:25,163</b>	00:28,239	00:24,752	<b>00:29,078</b>	186,74	09:09:15
6	NULL	00:25,418	<b>00:28,075</b>	<b>00:24,697</b>	00:29,443	<b>187,83</b>	09:11:02

<b>73</b>	RIBEIRO,Nuno G.	LOUSAESTRADAS					
	POR	P.Vmax: 1 T. Ideal: 01:47,720					
Lap Time	Sector 1	Sector 2	Sector 3	Sector 4	V.Max	Hour	
1	START	00:33,109	00:31,365	00:27,316	00:30,681		09:02:00
2	01:51,014	00:25,875	00:29,114	00:25,784	00:30,241	191,15	09:03:51
3	01:49,242	00:25,684	00:28,344	00:25,555	00:29,659	<b>194,01</b>	09:05:40
4	01:48,461	00:25,519	00:28,225	00:25,031	00:29,686	191,15	09:07:29
5	<b>01:47,769</b>	00:25,209	<b>00:28,106</b>	00:24,972	<b>00:29,482</b>	190,03	09:09:16
6	01:47,908	<b>00:25,205</b>	00:28,231	<b>00:24,927</b>	00:29,545	188,92	09:11:04

<b>74</b>	BROWN,Carter	C. CAMPEONES					
	GBR	P.Vmax: 16 T. Ideal: 01:51,136					
Lap Time	Sector 1	Sector 2	Sector 3	Sector 4	V.Max	Hour	
1	START	00:31,580	00:32,010	00:27,380	00:32,676		09:02:01
2	01:55,440	00:27,785	00:30,175	00:26,014	00:31,466	175,61	09:03:56
3	01:52,720	00:26,521	00:29,317	00:26,154	<b>00:30,728</b>	170,53	09:05:49
4	01:52,889	00:26,439	00:29,674	00:25,964	00:30,812	<b>176,09</b>	09:07:42
5	01:51,502	00:26,316	00:28,907	00:25,453	00:30,826	171,43	09:09:34
6	<b>01:51,356</b>	<b>00:26,309</b>	<b>00:28,760</b>	<b>00:25,339</b>	00:30,948	170,98	09:11:25

<b>78</b>	ESTEBAN,Joel	IGAXTEAM					
	ESP	P.Vmax: 6 T. Ideal: 01:46,533					
Lap Time	Sector 1	Sector 2	Sector 3	Sector 4	V.Max	Hour	
1	START	01:02,390	00:31,709	00:26,305	00:30,853		09:02:29
2	01:49,309	00:25,592	00:29,330	00:24,844	00:29,543	184,09	09:04:18
3	01:47,135	00:25,005	00:28,198	00:24,619	00:29,313	187,83	09:06:05
4	01:47,070	<b>00:24,947</b>	00:28,499	<b>00:24,402</b>	00:29,222	188,92	09:07:52
5	01:48,047	00:25,253	00:28,468	00:25,179	<b>00:29,147</b>	<b>191,15</b>	09:09:40
6	<b>01:46,924</b>	00:25,071	<b>00:28,037</b>	00:24,432	00:29,384	188,37	09:11:27

<b>82</b>	GOURDON,Alex	C. CAMPEONES					
	ESP	P.Vmax: 23 T. Ideal: 01:58,743					
Lap Time	Sector 1	Sector 2	Sector 3	Sector 4	V.Max	Hour	
1	PIT	01:06,160	00:37,820	00:30,692	00:41,657		09:02:54

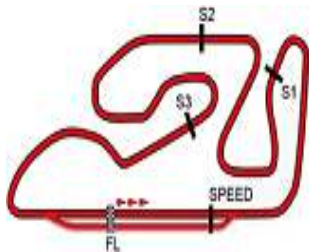
<b>83</b>	GOURDON,Theo	C. CAMPEONES					
	ESP	P.Vmax: 17 T. Ideal: 01:51,244					
Lap Time	Sector 1	Sector 2	Sector 3	Sector 4	V.Max	Hour	
1	START	00:37,260	00:32,588	00:28,351	00:31,717		09:02:07
2	01:55,566	00:26,780	00:30,375	00:26,533	00:31,878	171,88	09:04:03
3	01:54,704	00:27,988	00:30,038	00:25,657	00:31,021	<b>175,61</b>	09:05:58
4	01:53,019	00:26,401	00:29,549	00:25,873	00:31,196	171,88	09:07:51
5	01:53,075	00:26,777	00:29,757	<b>00:25,276</b>	00:31,265	<b>175,61</b>	09:09:44
6	<b>01:51,913</b>	<b>00:26,243</b>	<b>00:28,727</b>	00:25,945	<b>00:30,998</b>	171,43	09:11:36

<b>85</b>	ARMARIO,J. L.	GM FUEL - VRC T.					
	ESP	P.Vmax: 4 T. Ideal: 01:48,966					
Lap Time	Sector 1	Sector 2	Sector 3	Sector 4	V.Max	Hour	
1	START	00:54,700	00:31,480	00:26,319	00:30,536		09:02:20
2	01:51,305	00:26,259	00:29,096	00:25,621	00:30,329	189,47	09:04:12
3	01:50,438	00:25,985	00:28,761	00:25,303	00:30,389	188,92	09:06:02
4	<b>01:49,553</b>	00:25,739	00:28,744	00:25,148	<b>00:29,922</b>	189,47	09:07:52
5	01:49,870	00:25,963	00:28,794	<b>00:25,136</b>	00:29,977	<b>191,72</b>	09:09:42
6	01:49,710	<b>00:25,512</b>	<b>00:28,396</b>	00:25,389	00:30,413	<b>191,72</b>	09:11:31

<b>87</b>	WHATLEY,Saffron J.	C. CAMPEONES					
	GBR	P.Vmax: 22 T. Ideal: 01:56,272					
Lap Time	Sector 1	Sector 2	Sector 3	Sector 4	V.Max	Hour	
1	START	04:10,299	00:33,741	00:32,472	00:33,570		09:05:47
2	01:59,043	00:27,876	00:31,147	00:27,563	00:32,457	167,88	09:07:47
3	01:57,199	00:27,369	<b>00:30,237</b>	<b>00:27,137</b>	00:32,456	<b>171,43</b>	09:09:44
4	<b>01:56,538</b>	<b>00:27,282</b>	00:30,439	00:27,201	<b>00:31,616</b>	170,08	09:11:40

<b>93</b>	BERNAL,Sergio	QRG MOTOR R.					
	ESP	P.Vmax: 12 T. Ideal: 01:50,657					
Lap Time	Sector 1	Sector 2	Sector 3	Sector 4	V.Max	Hour	
1	START	00:35,770	00:31,978	00:28,752	00:32,110		09:02:06
2	01:52,797	00:26,477	00:29,431	00:26,025	00:30,864	174,19	09:03:59
3	01:51,278	00:26,292	00:28,910	00:25,395	<b>00:30,681</b>	<b>181,01</b>	09:05:50
4	01:51,456	<b>00:26,133</b>	00:29,184	00:25,434	00:30,705	175,14	09:07:42
5	<b>01:50,827</b>	00:26,203	<b>00:28,580</b>	<b>00:25,263</b>	00:30,781	171,88	09:09:32





Circuit de la C.Valenciana

**CAMPEONATO DE ESPAÑA DE SUPERBIKE**

**Velocidades máximas Warm Up PreMoto3.Promo3**

Name	Country/Res	Brand	Best 5 max. speed					Media	Max.
4 TORRECILLAS,Carlos	ESP	MIR Racing	194,0	187,8	186,2	185,1	182,5	187,1	194,0
73 RIBEIRO,Nuno G.	POR	BEON	194,0	191,2	191,2	190,0	188,9	191,1	194,0
16 FUERTES,Alvaro	ESP	BEON	193,4	191,7	188,9	187,8	186,2	189,6	193,4
8 GARCIA,Marco	ESP	MIR Racing	191,7	190,6	190,6	188,9	186,7	189,7	191,7
85 ARMARIO,J. L.	ESP	BEON	191,7	191,7	189,5	189,5	188,9	190,3	191,7
78 ESTEBAN,Joel	ESP	BEON	191,2	188,9	188,4	187,8	184,1	188,1	191,2
39 ZURUTUZA,Xabi	ESP	MIR Racing	188,4	186,7	186,2	185,7	185,7	186,5	188,4
32 REAL,David	ESP	MIR Racing	187,8	184,6	184,6	183,1	181,5	184,3	187,8
43 MARIN,Hugo	ESP		187,8	185,1	182,0	182,0	181,5	183,7	187,8
55 CALATAYUD,Unai	ESP	BEON	187,8	186,7	185,7	185,7	185,7	186,3	187,8
22 KLEMETTI,Lenni	FIN	BEON	187,3	186,7	186,7	186,2	185,7	186,5	187,3
93 BERNAL,Sergio	ESP		181,0	175,1	174,2	171,9		175,6	181,0
18 PARRILLA,Cesar	ESP	MIR Racing	180,5	176,1				178,3	180,5
24 CHOTE,Jayant	NED	MIR Racing	179,5	175,6	169,6			174,9	179,5
37 AMER,Montague J.	GBR	BEON	177,5					177,5	177,5
74 BROWN,Carter	GBR	MIR Racing	176,1	175,6	171,4	171,0	170,5	172,9	176,1
83 GOURDON,Theo	ESP	MIR Racing	175,6	175,6	171,9	171,9	171,4	173,3	175,6
25 PAYNE,Kyle	GBR	MIR Racing	174,7	172,8	172,8	171,9	171,0	172,6	174,7
52 MARTIN,Alex	ESP	MIR Racing	174,2	173,7	172,3	171,0	170,5	172,4	174,2
49 MARTINEZ,Xavier	ESP	MIR Racing	174,2	173,7	172,8	171,9	171,4	172,8	174,2
27 LUDEÑA,Marcos	ESP	MIR Racing	174,2	173,7	173,3	173,3	172,3	173,4	174,2
87 WHATLEY,Saffron J.	GBR	MIR Racing	171,4	170,1	167,9			169,8	171,4
82 GOURDON,Alex	ESP	MIR Racing	159,2	154,7				156,9	159,2
42 FRANCIS,Cros A.	AUS	MIR Racing							



CRONOCIRCUIT: crono@circuitricardotormo.com