

CAMPEONATO DE ESPAÑA DE SUPERBIKE

12 - 13 SEPTIEMBRE 2020

Circuit de la C.Valenciana

Length: 4005 metros

Results

Ent.Cronometrado

PreMoto3.Promo3

Pos.	N.	Rider	Team	Motorcycle	Nat.	Best Lap	iL	Laps	Gap	Interval	Speed	Tyr.	Cat.
1	78	ESTEBAN,Joel	IGAXTEAM	BEON	ESP	01:44,778	4	14			137,61	PI	PM3
2	32	REAL,David	C. CAMPEONES	MIR Racing	ESP	01:44,844	16	17	00:00,066	00:00,066	137,52	PI	PM3
3	39	ZURUTUZA,Xabi	C.CAMPEONES	MIR Racing	ESP	01:45,392	15	17	00:00,614	00:00,548	136,8	PI	PM3
4	16	FUERTES,Alvaro	FUERTES TEAM	BEON	ESP	01:45,521	7	13	00:00,743	00:00,129	136,64	PI	PM3
5	4	TORRECILLAS,Carlos	C. CAMPEONES	MIR Racing	ESP	01:45,549	15	17	00:00,771	00:00,028	136,6	PI	PM3
6	71	BOLAÑO,Ivan	M. OLIVEIRA F. C	BEON	ESP	01:45,674	14	15	00:00,896	00:00,125	136,44	PI	PM3
7	43	MARIN,Hugo	C. CAMPEONES		ESP	01:45,885	14	17	00:01,107	00:00,211	136,17	PI	PM3
8	8	GARCIA,Marco	C. CAMPEONES	MIR Racing	ESP	01:46,225	7	11	00:01,447	00:00,340	135,73	PI	PM3
9	41	CERPA,Yvonne	IGAXTEAM	BEON	ESP	01:46,488	13	16	00:01,710	00:00,263	135,4	PI	PM3
10	73	RIBEIRO,Nuno G.	LOUSAESTRADAS	BEON	POR	01:46,610	12	14	00:01,832	00:00,122	135,24	PI	PM3
11	55	CALATAYUD,Unai	QRG MOTOR R.	BEON	ESP	01:46,918	13	15	00:02,140	00:00,308	134,85	PI	PM3
12	85	ARMARIO,J. L.	GM FUEL - VRC T.	BEON	ESP	01:46,973	12	14	00:02,195	00:00,055	134,78	PI	PM3
13	22	KLEMETTI,Lenni	RAM R. YAMAHA	BEON	FIN	01:46,999	11	14	00:02,221	00:00,026	134,75	PI	PM3
14	18	PARRILLA,Cesar	C. CAMPEONES	MIR Racing	ESP	01:48,869	4	6	00:04,091	00:01,870	132,43	PI	P3
15	27	LUDEÑA,Marcos	C. CAMPEONES	MIR Racing	ESP	01:49,783	5	15	00:05,005	00:00,914	131,33	PI	P3
16	49	MARTINEZ,Xavier	C. CAMPEONES	MIR Racing	ESP	01:50,187	3	14	00:05,409	00:00,404	130,85	PI	P3
17	83	GOURDON,Theo	C. CAMPEONES	MIR Racing	ESP	01:50,780	15	16	00:06,002	00:00,593	130,15	PI	P3
18	42	FRANCIS,Cros A.	C. CAMPEONES	MIR Racing	AUS	01:50,929	6	8	00:06,151	00:00,149	129,98	PI	P3
19	93	BERNAL,Sergio	QRG MOTOR R.		ESP	01:51,091	14	15	00:06,313	00:00,162	129,79	PI	P3
20	74	BROWN,Carter	C. CAMPEONES	MIR Racing	GBR	01:51,265	15	15	00:06,487	00:00,174	129,58	PI	P3
21	37	AMER,Montague J.	AUSTIN R.-VHC L. M	BEON	GBR	01:51,323	10	13	00:06,545	00:00,058	129,52	PI	P3
22	82	GOURDON,Alex	C. CAMPEONES	MIR Racing	ESP	01:52,288	4	9	00:07,510	00:00,965	128,4	PI	P3
23	25	PAYNE,Kyle	C. CAMPEONES	MIR Racing	GBR	01:52,569	14	15	00:07,791	00:00,281	128,08	PI	P3
24	52	MARTIN,Alex	TEAM MARTIN	MIR Racing	ESP	01:52,840	6	16	00:08,062	00:00,271	127,77	PI	P3
25	24	CHOTE,Jayant	C. CAMPEONES	MIR Racing	NED	01:52,867	12	13	00:08,089	00:00,027	127,74	PI	P3
26	87	WHATLEY,Saffron J.	C. CAMPEONES	MIR Racing	GBR	01:54,075	9	13	00:09,297	00:01,208	126,39	PI	P3

Circuit de la C.Valenciana

Final Official

Provisional Official

Length: 4005 m. Hour: 11:39

JURY:

C.of the Course:

C.Timekeeper:

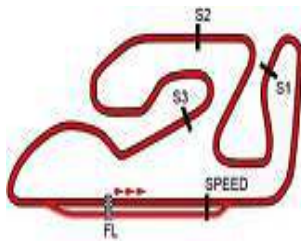
Hour:

Hour: 12/09/2020

Hour: 12:23:08



CRONOCIRCUIT: crono@circuitricardotormo.com



CAMPEONATO DE ESPAÑA DE SUPERBIKE

ANALYSIS / SECTORS Ent.Cronometrado PreMoto3.Promo3

4		TORRECILLAS,Carlos		C. CAMPEONES			
ESP		P.Vmax: 8				T. Ideal: 01:45,246	
Lap	Time	Sector 1	Sector 2	Sector 3	Sector 4	V.Max	Hour
1	START	00:34,671	00:30,189	00:25,450	00:29,377		11:41:57
2	01:46,590	00:25,079	00:27,830	00:24,413	00:29,268	186,21	11:43:44
3	01:46,344	00:24,758	00:27,812	00:24,517	00:29,257	184,09	11:45:30
4	01:47,117	00:24,967	00:28,405	00:24,658	00:29,087	184,62	11:47:17
5	01:46,116	00:25,073	00:27,598	00:24,452	00:28,993	181,01	11:49:03
6	01:47,209	00:25,932	00:27,600	00:24,398	00:29,279	185,67	11:50:50
7	01:46,055	00:24,926	00:27,520	00:24,454	00:29,155	184,09	11:52:36
8	01:46,113	00:25,028	00:27,599	00:24,386	00:29,100	180,00	11:54:23
9	01:49,925	00:26,012	00:30,163	00:24,673	00:29,077	180,00	11:56:12
10	NULL	00:26,403	00:28,967	00:25,034	00:30,585	184,62	11:58:03
11	NULL	00:27,799	00:28,410	00:25,327	00:29,360	182,02	11:59:54
12	01:50,069	00:25,229	00:29,096	00:26,658	00:29,086	186,74	12:01:44
13	01:46,196	00:24,869	00:27,515	00:24,650	00:29,162	190,59	12:03:31
14	NULL	00:24,727	00:27,582	00:24,356	00:28,914	185,14	12:05:16
15	01:45,549	00:24,581	00:27,499	00:24,378	00:29,091	191,72	12:07:02
16	01:45,682	00:24,841	00:27,537	00:24,494	00:28,810	186,21	12:08:47
17	PIT	00:25,146	00:29,042	00:25,334	00:36,187	187,83	12:10:43

22		KLEMETTI,Lenni		RAM R. YAMAHA			
FIN		P.Vmax: 12				T. Ideal: 01:46,635	
Lap	Time	Sector 1	Sector 2	Sector 3	Sector 4	V.Max	Hour
1	START	00:40,861	00:28,960	00:25,130	00:30,833		11:42:03
2	01:48,203	00:25,154	00:28,547	00:25,010	00:29,492	185,14	11:43:51
3	01:47,058	00:24,879	00:28,052	00:24,811	00:29,316	184,09	11:45:38
4	PIT	00:24,832	00:27,986	00:24,901	00:35,876	184,09	11:47:32
5	05:14,522	03:50,591	00:28,663	00:25,488	00:29,780		11:52:46
6	PIT	00:25,418	00:28,561	00:25,251	00:36,179	181,51	11:54:42
7	03:18,890	01:49,434	00:31,081	00:27,021	00:31,354		11:58:01
8	01:53,742	00:26,946	00:29,863	00:26,527	00:30,406	178,02	11:59:54
9	NULL	00:25,850	00:29,393	00:24,910	00:29,586	181,51	12:01:44
10	01:47,428	00:25,183	00:27,880	00:24,913	00:29,452	185,14	12:03:32
11	01:46,999	00:24,778	00:28,029	00:24,661	00:29,531	186,21	12:05:19
12	01:47,037	00:24,912	00:28,062	00:24,699	00:29,364	184,62	12:07:06
13	01:49,111	00:25,404	00:28,766	00:24,959	00:29,982	184,62	12:08:55
14	01:47,526	00:25,132	00:28,153	00:24,730	00:29,511	187,28	12:10:42

8		GARCIA,Marco		C. CAMPEONES			
ESP		P.Vmax: 5				T. Ideal: 01:45,576	
Lap	Time	Sector 1	Sector 2	Sector 3	Sector 4	V.Max	Hour
1	START	00:34,351	00:30,430	00:25,210	00:29,707		11:41:57
2	01:47,111	00:25,328	00:27,986	00:24,707	00:29,090	183,05	11:43:44
3	01:46,860	00:25,525	00:27,876	00:24,375	00:29,084	190,59	11:45:31
4	01:46,316	00:24,744	00:27,900	00:24,512	00:29,160	189,47	11:47:17
5	01:46,894	00:25,366	00:28,085	00:24,337	00:29,106	187,28	11:49:04
6	01:46,689	00:25,404	00:27,700	00:24,527	00:29,058	186,21	11:50:51
7	01:46,225	00:25,135	00:27,602	00:24,595	00:28,893	188,37	11:52:37
8	01:46,574	00:25,069	00:27,867	00:24,434	00:29,204	187,28	11:54:24
9	01:48,971	00:25,918	00:29,410	00:24,664	00:28,979	183,57	11:56:13
10	01:51,542	00:25,373	00:29,861	00:25,733	00:30,575	184,62	11:58:04
11	PIT	00:29,085	00:33,536	00:32,227	00:43,850	192,28	12:00:23

24		CHOTE,Jayant		C. CAMPEONES			
NED		P.Vmax: 18				T. Ideal: 01:52,657	
Lap	Time	Sector 1	Sector 2	Sector 3	Sector 4	V.Max	Hour
1	START	03:11,213	00:37,247	00:33,913	00:36,616		11:44:56
2	02:01,625	00:28,858	00:31,605	00:28,858	00:32,304	168,75	11:46:58
3	01:57,614	00:27,677	00:30,313	00:27,772	00:31,852	170,08	11:48:56
4	01:55,570	00:27,117	00:29,766	00:27,065	00:31,622	168,75	11:50:51
5	01:53,776	00:26,650	00:29,572	00:26,467	00:31,087	175,61	11:52:45
6	01:53,998	00:26,787	00:29,691	00:26,236	00:31,284	168,31	11:54:39
7	01:53,890	00:26,768	00:29,315	00:26,620	00:31,187	168,75	11:56:33
8	PIT	00:29,629	00:34,063	00:31,172	00:42,307	171,88	11:58:50
9	05:06,346	03:35,298	00:32,686	00:26,700	00:31,662		12:03:56
10	01:53,729	00:26,643	00:29,337	00:26,387	00:31,362	170,53	12:05:50
11	01:53,540	00:26,772	00:29,485	00:26,084	00:31,199	170,08	12:07:44
12	01:52,867	00:26,557	00:29,051	00:25,962	00:31,297	170,98	12:09:36
13	01:53,582	00:26,605	00:29,264	00:26,200	00:31,513	170,53	12:11:30

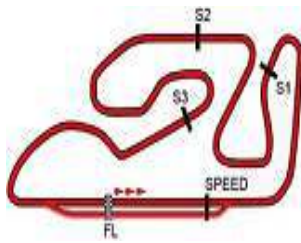
16		FUERTES,Alvaro		FUERTES TEAM			
ESP		P.Vmax: 5				T. Ideal: 01:45,403	
Lap	Time	Sector 1	Sector 2	Sector 3	Sector 4	V.Max	Hour
1	START	00:35,721	00:29,619	00:25,771	00:29,495		11:41:58
2	01:46,242	00:25,136	00:27,818	00:24,358	00:28,930	188,37	11:43:44
3	01:45,921	00:24,712	00:27,862	00:24,336	00:29,011	189,47	11:45:30
4	01:46,811	00:24,727	00:27,761	00:24,585	00:29,738	190,59	11:47:17
5	01:47,557	00:26,132	00:28,321	00:24,124	00:28,980	183,57	11:49:04
6	01:46,545	00:25,432	00:27,837	00:24,265	00:29,011	190,03	11:50:51
7	01:45,521	00:24,777	00:27,641	00:24,177	00:28,926	192,28	11:52:36
8	01:48,966	00:26,466	00:29,065	00:24,330	00:29,105	183,05	11:54:25
9	01:45,720	00:24,816	00:27,680	00:24,258	00:28,966	188,37	11:56:11
10	PIT	00:27,074	00:28,845	00:24,982	00:35,872	186,21	11:58:08
11	08:54,465	07:26,456	00:29,757	00:28,937	00:29,315		12:07:02
12	01:46,630	00:25,331	00:27,917	00:24,260	00:29,122	189,47	12:08:49
13	01:46,997	00:24,871	00:28,165	00:24,759	00:29,202	187,28	12:10:36

25		PAYNE,Kyle		C. CAMPEONES			
GBR		P.Vmax: 20				T. Ideal: 01:52,459	
Lap	Time	Sector 1	Sector 2	Sector 3	Sector 4	V.Max	Hour
1	PIT	00:59,460	00:36,370	00:30,418	00:40,517		11:42:44
2	02:35,779	01:01,187	00:33,113	00:28,147	00:33,332		11:45:20
3	02:00,714	00:29,493	00:31,486	00:27,233	00:32,502	168,31	11:47:21
4	01:56,343	00:27,280	00:30,699	00:26,336	00:32,028	172,80	11:49:17
5	01:56,302	00:27,569	00:30,246	00:26,432	00:32,055	168,31	11:51:13
6	01:55,856	00:27,187	00:30,149	00:26,299	00:32,221	168,31	11:53:09
7	01:54,808	00:27,423	00:29,846	00:26,174	00:31,365	166,15	11:55:04
8	01:54,027	00:26,943	00:29,755	00:25,917	00:31,412	169,19	11:56:58
9	01:59,678	00:27,137	00:29,622	00:25,907	00:37,012	169,19	11:58:58
10	01:54,258	00:27,078	00:29,800	00:25,864	00:31,516	167,88	12:00:52
11	01:57,363	00:27,349	00:31,337	00:26,320	00:32,357	168,75	12:02:49
12	01:53,169	00:26,779	00:29,606	00:25,607	00:31,177	174,19	12:04:42
13	01:54,056	00:26,713	00:29,327	00:25,572	00:32,444	170,53	12:06:36
14	01:52,569	00:26,608	00:29,346	00:25,362	00:31,253	170,53	12:08:29
15	01:52,963	00:26,635	00:29,377	00:25,789	00:31,162	170,08	12:10:22

18		PARRILLA,Cesar		C. CAMPEONES			
ESP		P.Vmax: 20				T. Ideal: 01:48,389	
Lap	Time	Sector 1	Sector 2	Sector 3	Sector 4	V.Max	Hour
1	START	01:27,400	00:29,290	00:25,844	00:30,850		11:42:51
2	01:50,362	00:26,039	00:28,738	00:25,164	00:30,421	171,43	11:44:41
3	01:50,284	00:26,217	00:28,512	00:25,122	00:30,433	171,43	11:46:31



CRONOCIRCUIT: crono@circuitricardotormo.com



Circuit de la C.Valenciana

12 - 13 SEPTIEMBRE 2020

Circuit de la C.Valenciana

CAMPEONATO DE ESPAÑA DE SUPERBIKE

ANALYSIS / SECTORS Ent.Cronometrado PreMoto3.Promo3

Table for rider 27, LUDEÑA, Marcos (ESP). C. CAMPEONES. P.Vmax: 15. T. Ideal: 01:49,543. Lap times and sector times for laps 1-15.

Table for rider 39, ZURUTUZA, Xabi (ESP). C. CAMPEONES. P.Vmax: 5. T. Ideal: 01:45,178. Lap times and sector times for laps 1-17.

Table for rider 32, REAL, David (ESP). C. CAMPEONES. P.Vmax: 9. T. Ideal: 01:44,562. Lap times and sector times for laps 1-17.

Table for rider 41, CERPA, Yvonne (ESP). IGAXTEAM. P.Vmax: 1. T. Ideal: 01:46,127. Lap times and sector times for laps 1-16.

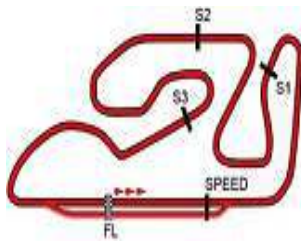
Table for rider 37, AMER, Montague J. (GBR). AUSTIN R.-VHC L. M. P.Vmax: 14. T. Ideal: 01:51,126. Lap times and sector times for laps 1-13.

Table for rider 42, FRANCIS, Cros A. (AUS). C. CAMPEONES. P.Vmax: 26. T. Ideal: 01:50,633. Lap times and sector times for laps 1-8.

Table for rider 43, MARIN, Hugo (ESP). C. CAMPEONES. P.Vmax: 3. T. Ideal: 01:45,607. Lap times and sector times for laps 1-3.



CRONOCIRCUIT: crono@circuitricardotormo.com



Circuit de la C.Valenciana

CAMPEONATO DE ESPAÑA DE SUPERBIKE

ANALYSIS / SECTORS Ent.Cronometrado PreMoto3.Promo3

4	01:46,405	00:24,683	00:27,864	00:24,649	00:29,209	192,86	11:47:18	4	01:49,177	00:25,423	00:28,089	00:25,755	00:29,910	179,50	11:47:17
5	01:45,933	00:24,844	00:27,866	00:24,218	00:29,005	191,15	11:49:04	5	01:48,189	00:25,854	00:28,821	00:24,436	00:29,078	182,02	11:49:05
6	01:46,359	00:24,837	00:27,776	00:24,466	00:29,280	186,74	11:50:50	6	01:47,094	00:25,415	00:28,011	00:24,274	00:29,394	182,54	11:50:52
7	01:50,324	00:26,875	00:29,517	00:24,783	00:29,149	181,51	11:52:40	7	01:47,824	00:25,637	00:28,369	00:24,483	00:29,335	181,51	11:52:40
8	01:46,302	00:24,938	00:27,778	00:24,470	00:29,116	186,21	11:54:27	8	01:47,118	00:25,292	00:28,093	00:24,432	00:29,301	180,50	11:54:27
9	01:47,191	00:25,172	00:28,347	00:24,427	00:29,245	184,09	11:56:14	9	PIT	00:26,317	00:29,198	00:25,685	00:34,569	182,02	11:56:23
10	01:51,088	00:25,007	00:28,509	00:25,072	00:32,500	185,67	11:58:05	10	04:33,213	03:05,882	00:30,642	00:26,660	00:30,029		12:00:56
11	01:49,703	00:25,293	00:28,196	00:25,676	00:30,538	185,14	11:59:54	11	01:52,746	00:25,297	00:29,089	00:27,601	00:30,759	180,00	12:02:49
12	01:46,893	00:25,180	00:28,119	00:24,303	00:29,291	187,83	12:01:41	12	NULL	00:25,389	00:27,994	00:24,481	00:29,537	178,51	12:04:36
13	01:46,628	00:24,978	00:27,934	00:24,684	00:29,032	191,15	12:03:28	13	01:46,918	00:25,231	00:27,904	00:24,349	00:29,434	178,51	12:06:23
14	01:45,885	00:24,728	00:27,912	00:24,240	00:29,005	187,83	12:05:14	14	01:53,688	00:25,195	00:28,332	00:27,211	00:32,950	179,01	12:08:17
15	01:46,227	00:25,092	00:27,734	00:24,427	00:28,974	184,09	12:07:00	15	01:47,384	00:25,391	00:27,939	00:24,590	00:29,464	177,53	12:10:04
16	01:46,046	00:24,842	00:27,865	00:24,292	00:29,047	187,28	12:08:46								
17	NULL	00:25,628	00:29,020	00:24,973	00:29,337	190,03	12:10:35								

49	MARTINEZ,Xavier ESP	C. CAMPEONES					T. Ideal: 01:50,081
		P.Vmax: 15					
Lap Time	Sector 1	Sector 2	Sector 3	Sector 4	V.Max	Hour	
1	START	00:32,110	00:31,871	00:30,329	00:32,541		11:42:04
2	01:52,692	00:26,426	00:29,452	00:25,910	00:30,904	174,19	11:43:57
3	01:50,187	00:25,496	00:28,918	00:25,141	00:30,632	176,57	11:45:47
4	PIT	00:26,090	00:29,350	00:25,690	00:38,141	175,14	11:47:46
5	02:31,022	01:04,684	00:29,455	00:25,832	00:31,051		11:50:17
6	01:51,165	00:26,142	00:28,984	00:25,271	00:30,768	169,19	11:52:08
7	01:51,276	00:26,140	00:29,032	00:25,264	00:30,840	167,01	11:54:00
8	PIT	00:27,669	00:29,788	00:26,964	00:42,731	167,88	11:56:07
9	06:16,157	04:46,342	00:31,595	00:26,466	00:31,754		12:02:23
10	01:51,640	00:26,334	00:29,132	00:25,307	00:30,867	170,53	12:04:15
11	01:51,059	00:26,018	00:28,910	00:25,314	00:30,817	170,98	12:06:06
12	01:51,227	00:26,032	00:28,812	00:25,246	00:31,137	170,53	12:07:57
13	01:52,550	00:26,072	00:29,791	00:25,658	00:31,029	170,08	12:09:50
14	PIT	00:26,034	00:30,513	00:26,005	00:39,393	174,19	12:11:51

52	MARTIN,Alex ESP	TEAM MARTIN					T. Ideal: 01:52,402
		P.Vmax: 17					
Lap Time	Sector 1	Sector 2	Sector 3	Sector 4	V.Max	Hour	
1	START	00:34,431	00:30,830	00:28,089	00:32,712		11:42:03
2	01:54,472	00:27,542	00:29,632	00:25,969	00:31,329	171,88	11:43:58
3	01:53,637	00:26,401	00:29,760	00:25,912	00:31,564	176,09	11:45:51
4	01:53,613	00:26,833	00:29,423	00:25,989	00:31,368	172,80	11:47:45
5	01:53,479	00:26,897	00:29,426	00:25,811	00:31,345	172,34	11:49:39
6	01:52,840	00:26,649	00:29,235	00:25,723	00:31,233	170,08	11:51:31
7	01:53,685	00:26,831	00:29,452	00:25,857	00:31,545	170,53	11:53:25
8	01:53,663	00:26,982	00:29,502	00:25,724	00:31,455	167,88	11:55:19
9	01:53,002	00:26,638	00:29,244	00:25,745	00:31,375	174,19	11:57:12
10	01:54,373	00:27,185	00:29,704	00:25,823	00:31,661	167,44	11:59:06
11	01:56,438	00:28,952	00:30,018	00:25,757	00:31,711	171,88	12:01:03
12	01:53,740	00:27,094	00:29,687	00:25,533	00:31,426	169,63	12:02:56
13	01:53,320	00:26,800	00:29,566	00:25,572	00:31,382	170,08	12:04:50
14	01:59,292	00:31,118	00:30,416	00:26,076	00:31,682	170,53	12:06:49
15	01:53,957	00:27,028	00:29,715	00:25,896	00:31,318	169,63	12:08:43
16	02:00,526	00:26,901	00:33,313	00:28,471	00:31,841	170,08	12:10:43

55	CALATAYUD,Unai ESP	QRG MOTOR R.					T. Ideal: 01:46,451
		P.Vmax: 13					
Lap Time	Sector 1	Sector 2	Sector 3	Sector 4	V.Max	Hour	
1	START	00:27,541	00:29,260	00:25,789	00:30,411		11:41:50
2	01:48,887	00:25,759	00:28,453	00:24,897	00:29,778	178,02	11:43:39
3	01:48,660	00:25,625	00:28,477	00:24,765	00:29,793	178,02	11:45:28

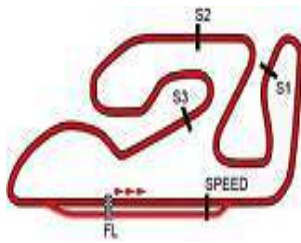
71	BOLAÑO,Ivan ESP	M. OLIVEIRA F. C					T. Ideal: 01:45,293
		P.Vmax: 11					
Lap Time	Sector 1	Sector 2	Sector 3	Sector 4	V.Max	Hour	
1	START	01:08,780	00:29,451	00:25,464	00:29,950		11:42:31
2	01:48,313	00:25,669	00:28,182	00:24,703	00:29,759	185,67	11:44:19
3	01:47,101	00:25,402	00:27,910	00:24,409	00:29,380	185,67	11:46:06
4	01:46,964	00:25,202	00:27,888	00:24,505	00:29,369	185,67	11:47:53
5	01:47,387	00:25,202	00:27,821	00:24,698	00:29,666	185,14	11:49:41
6	01:46,966	00:25,366	00:27,712	00:24,374	00:29,514	185,14	11:51:28
7	01:47,473	00:25,202	00:27,844	00:24,833	00:29,594	184,62	11:53:15
8	01:46,790	00:25,331	00:27,575	00:24,512	00:29,372	183,57	11:55:02
9	PIT	00:25,809	00:29,073	00:25,612	00:36,309	183,05	11:56:59
10	04:42,517	03:18,415	00:29,560	00:24,948	00:29,594		12:01:41
11	01:46,480	00:25,324	00:27,724	00:24,298	00:29,134	188,92	12:03:28
12	01:46,196	00:25,088	00:27,915	00:24,441	00:28,752	185,67	12:05:14
13	01:46,491	00:25,133	00:28,039	00:24,360	00:28,959	187,83	12:07:00
14	01:45,674	00:24,962	00:27,504	00:24,075	00:29,133	187,83	12:08:46
15	01:49,635	00:25,474	00:29,395	00:25,502	00:29,264	187,28	12:10:36

73	RIBEIRO,Nuno G. POR	LOUSAESTRADAS					T. Ideal: 01:46,545
		P.Vmax: 10					
Lap Time	Sector 1	Sector 2	Sector 3	Sector 4	V.Max	Hour	
1	START	00:43,500	00:29,681	00:26,169	00:30,118		11:42:07
2	01:49,730	00:25,649	00:28,586	00:25,582	00:29,913	186,74	11:43:56
3	01:49,089	00:25,537	00:28,182	00:25,512	00:29,858	187,28	11:45:46
4	01:47,932	00:25,123	00:28,089	00:25,032	00:29,688	188,37	11:47:34
5	01:47,815	00:25,313	00:28,122	00:24,816	00:29,564	186,74	11:49:21
6	PIT	00:25,664	00:29,422	00:26,065	00:37,436	187,28	11:51:20
7	NULL	06:16,996	00:31,157	00:26,091	00:31,085		11:59:05
8	01:48,371	00:25,503	00:28,433	00:24,895	00:29,540	185,67	12:00:54
9	NULL	00:25,454	00:28,142	00:24,838	00:29,421	186,21	12:02:41
10	01:47,597	00:25,403	00:28,196	00:24,624	00:29,374	186,74	12:04:29
11	01:48,044	00:25,254	00:28,293	00:24,860	00:29,637	185,67	12:06:17
12	01:46,610	00:24,879	00:27,984	00:24,436	00:29,311	187,28	12:08:04
13	01:46,833	00:25,000	00:27,919	00:24,505	00:29,409	186,74	12:09:51
14	01:49,249	00:25,413	00:29,206	00:25,128	00:29,502	190,59	12:11:40

74	BROWN,Carter GBR	C. CAMPEONES					T. Ideal: 01:50,796
		P.Vmax: 24					
Lap Time	Sector 1	Sector 2	Sector 3	Sector 4	V.Max	Hour	
1	START	00:34,590	00:32,191	00:27,289	00:32,018		11:42:03
2	01:53,429	00:26,889	00:29,286	00:25,796	00:31,458	169,63	11:43:57
3	01:51,506	00:26,261	00:28,608	00:25,589	00:31,048	171,88	11:45:48
4	01:51,620	00:26,309	00:28,836	00:25,574	00:30,901	170,08	11:47:40
5	01:51,866	00:26,198	00:28,595	00:25,569	00:31,504	169,19	11:49:32
6	01:51,683	00:26,497	00:28,946	00:25,363	00:30,877	168,75	11:51:23



CRONOCIRCUIT: crono@circuitricardotormo.com



Circuit de la C.Valenciana

CAMPEONATO DE ESPAÑA DE SUPERBIKE

ANALYSIS / SECTORS Ent.Cronometrado PreMoto3.Promo3

Table with 7 columns: Lap, Time, Sector 1, Sector 2, Sector 3, Sector 4, V.Max, Hour. Rows 7-15 showing lap times for various riders.

Table for rider ARMARIO, J. L. (ESP) on GM FUEL - VRC T. Shows lap times and sector times for laps 1-14.

Table for rider ESTEBAN, Joel (ESP) on IGAXTEAM. Shows lap times and sector times for laps 1-14.

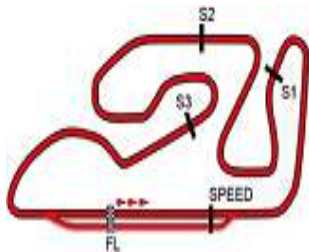
Table for rider WHATLEY, Saffron J. (GBR) on C. CAMPEONES. Shows lap times and sector times for laps 1-13.

Table for rider GOURDON, Alex (ESP) on C. CAMPEONES. Shows lap times and sector times for laps 1-9.

Table for rider BERNAL, Sergio (ESP) on QRG MOTOR R. Shows lap times and sector times for laps 1-15.

Table for rider GOURDON, Theo (ESP) on C. CAMPEONES. Shows lap times and sector times for laps 1-15.





Circuit de la C.Valenciana

CAMPEONATO DE ESPAÑA DE SUPERBIKE

Velocidades máximas Ent.Cronometrado PreMoto3.Promo3

Name	Country/Res	Brand	Best 5 max. speed					Media	Max.
41 CERPA, Yvonne	ESP	BEON	194,0	192,3	192,3	190,6	190,0	191,8	194,0
85 ARMARIO, J. L.	ESP	BEON	193,4	191,7	191,2	191,2	191,2	191,7	193,4
43 MARIN, Hugo	ESP		192,9	191,2	191,2	190,0	189,5	190,9	192,9
78 ESTEBAN, Joel	ESP	BEON	192,9	191,7	188,9	188,9	187,8	190,0	192,9
39 ZURUTUZA, Xabi	ESP	MIR Racing	192,3	191,7	191,7	191,2	189,5	191,3	192,3
8 GARCIA, Marco	ESP	MIR Racing	192,3	190,6	189,5	188,4	187,3	189,6	192,3
16 FUERTES, Alvaro	ESP	BEON	192,3	190,6	190,0	189,5	189,5	190,4	192,3
4 TORRECILLAS, Carlos	ESP	MIR Racing	191,7	190,6	187,8	186,7	186,2	188,6	191,7
32 REAL, David	ESP	MIR Racing	191,2	191,2	191,2	190,0	190,0	190,7	191,2
73 RIBEIRO, Nuno G.	POR	BEON	190,6	188,4	187,3	187,3	187,3	188,2	190,6
71 BOLAÑO, Ivan	ESP	BEON	188,9	187,8	187,8	187,3	185,7	187,5	188,9
22 KLEMETTI, Lenni	FIN	BEON	187,3	186,2	185,1	185,1	184,6	185,7	187,3
55 CALATAYUD, Unai	ESP	BEON	182,5	182,0	182,0	181,5	180,5	181,7	182,5
37 AMER, Montague J.	GBR	BEON	181,5	181,0	179,0	178,5	177,5	179,5	181,5
27 LUDEÑA, Marcos	ESP	MIR Racing	176,6	175,6	175,6	174,7	173,7	175,2	176,6
49 MARTINEZ, Xavier	ESP	MIR Racing	176,6	175,1	174,2	174,2	171,0	174,2	176,6
52 MARTIN, Alex	ESP	MIR Racing	176,1	174,2	172,8	172,3	171,9	173,5	176,1
24 CHOTE, Jayant	NED	MIR Racing	175,6	171,9	171,0	170,5	170,5	171,9	175,6
93 BERNAL, Sergio	ESP		175,1	172,8	172,3	171,9	171,4	172,7	175,1
25 PAYNE, Kyle	GBR	MIR Racing	174,2	172,8	170,5	170,5	170,1	171,6	174,2
18 PARRILLA, Cesar	ESP	MIR Racing	174,2	171,4	171,4	171,0	171,0	171,8	174,2
83 GOURDON, Theo	ESP	MIR Racing	174,2	173,3	172,8	172,8	172,3	173,1	174,2
82 GOURDON, Alex	ESP	MIR Racing	172,3	171,4	170,1	169,6	168,3	170,4	172,3
74 BROWN, Carter	GBR	MIR Racing	171,9	170,1	169,6	169,2	168,8	169,9	171,9
87 WHATLEY, Saffron J.	GBR	MIR Racing	171,0	170,1	169,6	168,3	167,9	169,4	171,0
42 FRANCIS, Cros A.	AUS	MIR Racing	170,1	169,6	169,2	169,2	168,8	169,4	170,1