

CAMPEONATO DE ESPAÑA DE SUPERBIKE

12 - 13 SEPTIEMBRE 2020

Laps: 14

Circuit de la C.Valenciana
Length: 4005 metros

Results

Carrera 2 PreMoto3.Promo3

Pos.	N.	Rider	Team	Motorcycle	Nat.	Laps	Time	Best Lap	iL	Gap	Interval	Speed	Tyr.	Pt.	Cat.
1	39	ZURUTUZA,Xabi	C.CAMPEONES	MIR Racing	ESP	14	24:56,431	01:46,164	14			134,93	PI	25	PM3
2	43	MARIN,Hugo	C. CAMPEONES		ESP	14	24:56,652	01:46,060	4	00:00,221	00:00,221	134,93	PI	20	PM3
3	4	TORRECILLAS,Carlos	C. CAMPEONES	MIR Racing	ESP	14	24:56,769	01:45,962	4	00:00,338	00:00,117	134,93	PI	16	PM3
4	16	FUERTES,Alvaro	FUERTES TEAM	BEON	ESP	14	24:56,828	01:45,517	14	00:00,397	00:00,059	134,93	PI	13	PM3
5	41	CERPA,Yvonne	IGAXTEAM	BEON	ESP	14	24:56,923	01:45,932	11	00:00,492	00:00,095	134,93	PI	11	PM3
6	32	REAL,David	C. CAMPEONES	MIR Racing	ESP	14	24:57,272	01:46,051	3	00:00,841	00:00,349	134,84	PI	10	PM3
7	8	GARCIA,Marco	C. CAMPEONES	MIR Racing	ESP	14	24:57,641	01:46,183	13	00:01,210	00:00,369	134,84	PI	9	PM3
8	71	BOLAÑO,Ivan	M. OLIVEIRA F. C	BEON	ESP	14	24:57,848	01:45,840	6	00:01,417	00:00,207	134,84	PI	8	PM3
9	55	CALATAYUD,Unai	QRG MOTOR R.	BEON	ESP	14	24:58,600	01:46,176	7	00:02,169	00:00,752	134,75	PI	7	PM3
10	85	ARMARIO,J. L.	GM FUEL - VRC T.	BEON	ESP	14	25:11,040	01:46,822	12	00:14,609	00:12,440	133,59	PI	6	PM3
11	73	RIBEIRO,Nuno G.	LOUSAESTRADAS	BEON	POR	14	25:11,673	01:47,111	13	00:15,242	00:00,633	133,59	PI	5	PM3
12	22	KLEMETTI,Lenni	RAM R. YAMAHA	BEON	FIN	14	25:18,415	01:47,093	5	00:21,984	00:06,742	132,97	PI	4	PM3
13	83	GOURDON,Theo	C. CAMPEONES	MIR Racing	ESP	14	25:54,727	01:49,793	3	00:58,296	00:36,312	129,89	PI	3	P3 C
14	42	FRANCIS,Cros A.	C. CAMPEONES	MIR Racing	AUS	14	25:54,763	01:49,788	14	00:58,332	00:00,036	129,89	PI	2	P3 C
15	27	LUDEÑA,Marcos	C. CAMPEONES	MIR Racing	ESP	14	25:54,806	01:49,116	14	00:58,375	00:00,043	129,89	PI	1	P3 C
16	49	MARTINEZ,Xavier	C. CAMPEONES	MIR Racing	ESP	14	25:56,402	01:49,925	12	00:59,971	00:01,596	129,72	PI		P3 C
17	74	BROWN,Carter	C. CAMPEONES	MIR Racing	GBR	14	26:24,435	01:51,806	13	01:28,004	00:28,033	127,43	PI		P3 C
18	82	GOURDON,Alex	C. CAMPEONES	MIR Racing	ESP	14	26:24,511	01:51,348	3	01:28,080	00:00,076	127,43	PI		P3 C
19	37	AMER,Montague J.	AUSTIN R.-VHC L. M	BEON	GBR	14	26:31,988	01:52,254	11	01:35,557	00:07,477	126,87	PI		P3
20	52	MARTIN,Alex	TEAM MARTIN	MIR Racing	ESP	14	26:40,585	01:52,991	4	01:44,154	00:08,597	126,16	PI		P3
21	25	PAYNE,Kyle	C. CAMPEONES	MIR Racing	GBR	13	24:56,650	01:53,427	12	-1 Lap	-1 Lap	125,29	PI		P3 C
22	24	CHOTE,Jayant	C. CAMPEONES	MIR Racing	NED	13	24:56,721	01:53,704	5	-1 Lap	00:00,071	125,29	PI		P3 C
23	78	ESTEBAN,Joel	IGAXTEAM	BEON	ESP	13	26:09,168	01:46,551	2	-1 Lap	01:12,447	119,46	PI		PM3
DESCLASIFICADOS NO BANDERA															
.	93	BERNAL,Sergio	QRG MOTOR R.		ESP	12	22:14,474	01:49,877	10	-2 Lap	-1 Lap	129,7	PI		P3
.	18	PARRILLA,Cesar	C. CAMPEONES	MIR Racing	ESP	12	22:27,289	01:49,403	4	-2 Lap	00:12,815	128,45	PI		P3 C
.	87	WHATLEY,Saffron J.	C. CAMPEONES	MIR Racing	GBR	4	08:12,855	01:57,697	2	-10 Lap	-8 Lap	117,22	PI		P3 C

Best Lap: Rider 16 - FUERTES,Alvaro - Time: 01:45,517 at 136,64 Km/h

Circuit de la C.Valenciana

Final Official

Provisional Official

Length: 4005 Hour: 16:00:00

JURY:

Hour:

C.of the Course:

Hour:

13/09/2020

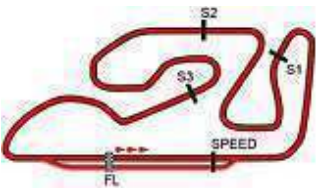
C.Timekeeper:

Hour: 16:46:35



CRONOCIRCUIT: crono@circuitricardotormo.com

Master Timing, Sport Timing Systems, cronometrajes.es - mastertiming.es by Eventronic www.eventronic.es 19FJAP63



CAMPEONATO DE ESPAÑA DE SUPERBIKE

12 - 13 SEPTIEMBRE 2020

Laps: 14

Circuit de la C.Valenciana

Length: 4005 metros

Results PREMOTO3

Carrera 2 PreMoto3.Promo3

Pos.	N. Rider	Team	Motorcycle	Nat.	Laps	Time	Best Lap	iL	Gap	Interval	Speed	Tyr.	Pt. Cat.
1	39 ZURUTUZA,Xabi	C.CAMPEONES	MIR Racing	ESP	14	24:56,431	01:46,164	14			134,93	PI	25 PM3
2	43 MARIN,Hugo	C. CAMPEONES		ESP	14	24:56,652	01:46,060	4	00:00,221	00:00,221	134,93	PI	20 PM3
3	4 TORRECILLAS,Carlos	C. CAMPEONES	MIR Racing	ESP	14	24:56,769	01:45,962	4	00:00,338	00:00,117	134,93	PI	16 PM3
4	16 FUERTES,Alvaro	FUERTES TEAM	BEON	ESP	14	24:56,828	01:45,517	14	00:00,397	00:00,059	134,93	PI	13 PM3
5	41 CERPA,Yvonne	IGAXTEAM	BEON	ESP	14	24:56,923	01:45,932	11	00:00,492	00:00,095	134,93	PI	11 PM3
6	32 REAL,David	C. CAMPEONES	MIR Racing	ESP	14	24:57,272	01:46,051	3	00:00,841	00:00,349	134,84	PI	10 PM3
7	8 GARCIA,Marco	C. CAMPEONES	MIR Racing	ESP	14	24:57,641	01:46,183	13	00:01,210	00:00,369	134,84	PI	9 PM3
8	71 BOLAÑO,Ivan	M. OLIVEIRA F. C	BEON	ESP	14	24:57,848	01:45,840	6	00:01,417	00:00,207	134,84	PI	8 PM3
9	55 CALATAYUD,Unai	QRG MOTOR R.	BEON	ESP	14	24:58,600	01:46,176	7	00:02,169	00:00,752	134,75	PI	7 PM3
10	85 ARMARIO,J. L.	GM FUEL - VRC T.	BEON	ESP	14	25:11,040	01:46,822	12	00:14,609	00:12,440	133,59	PI	6 PM3
11	73 RIBEIRO,Nuno G.	LOUSAESTRADAS	BEON	POR	14	25:11,673	01:47,111	13	00:15,242	00:00,633	133,59	PI	5 PM3
12	22 KLEMETTI,Lenni	RAM R. YAMAHA	BEON	FIN	14	25:18,415	01:47,093	5	00:21,984	00:06,742	132,97	PI	4 PM3
13	78 ESTEBAN,Joel	IGAXTEAM	BEON	ESP	13	26:09,168	01:46,551	2	-1 Lap	-1 Lap	119,46	PI	3 PM3

Best Lap: Rider 16 - FUERTES,Alvaro - Time: 01:45,517 at 136,64 Km/h

Circuit de la C.Valenciana

Final Official

Provisional Official

Length: 4005

Hour: 16:00:00

JURY:

Hour:

C.of the Course:

Hour:

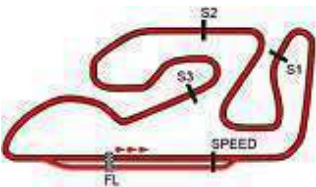
13/09/2020

C.Timekeeper:

Hour: 16:49:40



CRONOCIRCUIT: crono@circuitricardotormo.com



CAMPEONATO DE ESPAÑA DE SUPERBIKE

12 - 13 SEPTIEMBRE 2020

Laps: 14

Circuit de la C.Valenciana
Length: 4005 metros

Results PROMOT3

Carrera 2 PreMoto3.Promo3

Pos.	N.	Rider	Team	Motorcycle	Nat.	Laps	Time	Best Lap	iL	Gap	Interval	Speed	Tyr.	Pt.	Cat.
1	83	GOURDON,Theo	C. CAMPEONES	MIR Racing	ESP	14	25:54,727	01:49,793	3			129,89	PI	25	P3 C
2	42	FRANCIS,Cros A.	C. CAMPEONES	MIR Racing	AUS	14	25:54,763	01:49,788	14	00:00,036	00:00,036	129,89	PI	20	P3 C
3	27	LUDEÑA,Marcos	C. CAMPEONES	MIR Racing	ESP	14	25:54,806	01:49,116	14	00:00,079	00:00,043	129,89	PI	16	P3 C
4	49	MARTINEZ,Xavier	C. CAMPEONES	MIR Racing	ESP	14	25:56,402	01:49,925	12	00:01,675	00:01,596	129,72	PI	13	P3 C
5	74	BROWN,Carter	C. CAMPEONES	MIR Racing	GBR	14	26:24,435	01:51,806	13	00:29,708	00:28,033	127,43	PI	11	P3 C
6	82	GOURDON,Alex	C. CAMPEONES	MIR Racing	ESP	14	26:24,511	01:51,348	3	00:29,784	00:00,076	127,43	PI	10	P3 C
7	37	AMER,Montague J.	AUSTIN R.-VHC L. M	BEON	GBR	14	26:31,988	01:52,254	11	00:37,261	00:07,477	126,87	PI	9	P3
8	52	MARTIN,Alex	TEAM MARTIN	MIR Racing	ESP	14	26:40,585	01:52,991	4	00:45,858	00:08,597	126,16	PI	8	P3
9	25	PAYNE,Kyle	C. CAMPEONES	MIR Racing	GBR	13	24:56,650	01:53,427	12	-1 Lap	-1 Lap	125,29	PI	7	P3 C
10	24	CHOTE,Jayant	C. CAMPEONES	MIR Racing	NED	13	24:56,721	01:53,704	5	-1 Lap	00:00,071	125,29	PI	6	P3 C
DESCLASIFICADOS NO BANDERA															
11	93	BERNAL,Sergio	QRG MOTOR R.		ESP	12	22:14,474	01:49,877	10	-2 Lap	-1 Lap	129,7	PI		P3
12	18	PARRILLA,Cesar	C. CAMPEONES	MIR Racing	ESP	12	22:27,289	01:49,403	4	-2 Lap	00:12,815	128,45	PI		P3 C
13	87	WHATLEY,Saffron J.	C. CAMPEONES	MIR Racing	GBR	4	08:12,855	01:57,697	2	-10 Lap	-8 Lap	117,22	PI		P3 C

Best Lap: Rider 27 - LUDEÑA,Marcos - Time: 01:49,116 at 132,13 Km/h

Circuit de la C.Valenciana

Final Official

Provisional Official

Length: 4005 Hour: 16:00:00

JURY:

C.of the Course:

C.Timekeeper:

Hour:

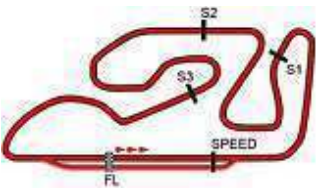
Hour:

13/09/2020

Hour: 16:56:37



CRONOCIRCUIT: crono@circuitricardotormo.com



CAMPEONATO DE ESPAÑA DE SUPERBIKE

12 - 13 SEPTIEMBRE 2020

Laps: 14

Circuit de la C.Valenciana

Length: 4005 metros

Results C. DE CAMPEONES

Carrera 2 PreMoto3.Promo3

Pos.	N. Rider	Team	Motorcycle	Nat.	Laps	Time	Best Lap	iL	Gap	Interval	Speed	Tyr.	Pt.	Cat.
1	83 GOURDON,Theo	C. CAMPEONES	MIR Racing	ESP	14	25:54,727	01:49,793	3			129,89	PI	25	P3 C
2	42 FRANCIS,Cros A.	C. CAMPEONES	MIR Racing	AUS	14	25:54,763	01:49,788	14	00:00,036	00:00,036	129,89	PI	20	P3 C
3	27 LUDEÑA,Marcos	C. CAMPEONES	MIR Racing	ESP	14	25:54,806	01:49,116	14	00:00,079	00:00,043	129,89	PI	16	P3 C
4	49 MARTINEZ,Xavier	C. CAMPEONES	MIR Racing	ESP	14	25:56,402	01:49,925	12	00:01,675	00:01,596	129,72	PI	13	P3 C
5	74 BROWN,Carter	C. CAMPEONES	MIR Racing	GBR	14	26:24,435	01:51,806	13	00:29,708	00:28,033	127,43	PI	11	P3 C
6	82 GOURDON,Alex	C. CAMPEONES	MIR Racing	ESP	14	26:24,511	01:51,348	3	00:29,784	00:00,076	127,43	PI	10	P3 C
7	25 PAYNE,Kyle	C. CAMPEONES	MIR Racing	GBR	13	24:56,650	01:53,427	12	-1 Lap	-1 Lap	125,29	PI	9	P3 C
8	24 CHOTE,Jayant	C. CAMPEONES	MIR Racing	NED	13	24:56,721	01:53,704	5	-1 Lap	00:00,071	125,29	PI	8	P3 C
DESCLASIFICADOS NO BANDERA														
9	18 PARRILLA,Cesar	C. CAMPEONES	MIR Racing	ESP	12	22:27,289	01:49,403	4	-2 Lap	-1 Lap	128,45	PI		P3 C
10	87 WHATLEY,Saffron J.	C. CAMPEONES	MIR Racing	GBR	4	08:12,855	01:57,697	2	-10 Lap	-8 Lap	117,22	PI		P3 C

Best Lap: Rider 27 - LUDEÑA,Marcos - Time: 01:49,116 at 132,13 Km/h

Circuit de la C.Valenciana

Final Official

Provisional Official

Length: 4005

Hour: 16:00:00

JURY:

Hour:

C.of the Course:

Hour:

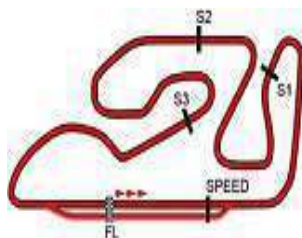
13/09/2020

C.Timekeeper:

Hour: 16:59:53



CRONOCIRCUIT: crono@circuitricardotormo.com



Circuit de la C.Valenciana

CAMPEONATO DE ESPAÑA DE SUPERBIKE

ANALYSIS / SECTORS Carrera 2 PreMoto3.Promo3

Table for driver TORRECIILLAS, Carlos (ESP) showing lap times and sector times. Total time: 01:45,962. V.Max: 192,28. Hour: 16:32:43.

Table for driver GARCIA, Marco (ESP) showing lap times and sector times. Total time: 01:46,183. V.Max: 194,01. Hour: 16:36:16.

Table for driver FUERTES, Alvaro (ESP) showing lap times and sector times. Total time: 01:45,517. V.Max: 194,01. Hour: 16:36:16.

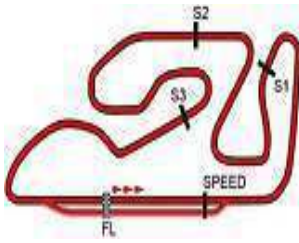
Table for driver PARRILLA, Cesar (ESP) showing lap times and sector times. Total time: 01:49,505. V.Max: 173,73. Hour: 16:15:05.

Table for driver KLEMETTI, Lenni (FIN) showing lap times and sector times. Total time: 00:30,127. V.Max: 190,59. Hour: 16:15:03.

Table for driver CHOTE, Jayant (NED) showing lap times and sector times. Total time: 01:53,704. V.Max: 174,19. Hour: 16:21:00.

Table for driver PAYNE, Kyle (GBR) showing lap times and sector times. Total time: 01:54,388. V.Max: 176,09. Hour: 16:17:11.





Circuit de la C.Valenciana

12 - 13 SEPTIEMBRE 2020

Circuit de la C.Valenciana

CAMPEONATO DE ESPAÑA DE SUPERBIKE

ANALYSIS / SECTORS Carrera 2 PreMoto3.Promo3

Table with 14 rows and 14 columns showing lap times for various riders. Key data: Lap 4, rider 1: 01:46,060; Lap 7, rider 7: 00:27,719; Lap 12, rider 12: 00:24,194.

Rider profile for 49 MARTINEZ,Xavier (ESP). Team: C. CAMPEONES. P.Vmax: 15. T. Ideal: 01:49,417. Table with 14 rows of lap times.

Rider profile for 71 BOLAÑO,Ivan (ESP). Team: M. OLIVEIRA F. C. P.Vmax: 2. T. Ideal: 01:45,418. Table with 14 rows of lap times.

Rider profile for 73 RIBEIRO,Nuno G. (POR). Team: LOUSAESTRADAS. P.Vmax: 11. T. Ideal: 01:46,807. Table with 14 rows of lap times.

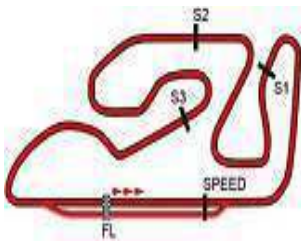
Rider profile for 52 MARTIN,Alex (ESP). Team: TEAM MARTIN. P.Vmax: 18. T. Ideal: 01:52,788. Table with 14 rows of lap times.

Rider profile for 74 BROWN,Carter (GBR). Team: C. CAMPEONES. P.Vmax: 22. T. Ideal: 01:50,653. Table with 14 rows of lap times.

Rider profile for 55 CALATAYUD,Unai (ESP). Team: QRG MOTOR R. P.Vmax: 10. T. Ideal: 01:45,842. Table with 14 rows of lap times.



CRONOCIRCUIT: crono@circuitricardotormo.com



Circuit de la C.Valenciana

12 - 13 SEPTIEMBRE 2020

Circuit de la C.Valenciana

CAMPEONATO DE ESPAÑA DE SUPERBIKE

ANALYSIS / SECTORS Carrera 2 PreMoto3.Promo3

13 **01:51,806** 00:26,573 00:29,124 **00:25,206** 00:30,903 167,01 16:35:51
 14 01:51,952 00:26,806 00:28,901 00:25,569 **00:30,676** 164,47 16:37:43

78	ESTEBAN,Joel		IGAXTEAM				
	ESP		P.Vmax: 12	T. Ideal: 01:45,490			
Lap	Time	Sector 1	Sector 2	Sector 3	Sector 4	V.Max	Hour
1	FIRST LAP	00:47,528	00:27,973	00:24,223	00:29,081		16:13:28
2	01:46,551	00:24,722	00:27,464	00:24,708	00:29,657	187,83	16:15:14
3	PIT	00:28,635	00:31,664	00:26,969	00:37,427	183,05	16:17:19
4	03:55,688	02:32,327	00:28,632	00:24,809	00:29,920		16:21:14
5	01:48,020	00:25,424	00:28,292	00:24,527	00:29,777	184,09	16:23:02
6	01:47,590	00:25,142	00:28,222	00:24,635	00:29,591	185,14	16:24:50
7	01:49,050	00:25,671	00:28,902	00:24,738	00:29,739	186,74	16:26:39
8	01:47,585	00:25,160	00:28,170	00:24,618	00:29,637	184,62	16:28:27
9	01:48,018	00:25,058	00:28,277	00:24,798	00:29,885	185,14	16:30:15
10	01:47,339	00:25,078	00:28,187	00:24,464	00:29,610	182,02	16:32:02
11	01:47,485	00:25,037	00:28,190	00:24,641	00:29,617	183,05	16:33:50
12	01:49,658	00:26,724	00:28,320	00:24,877	00:29,737	185,14	16:35:39
13	01:48,684	00:25,366	00:28,425	00:24,986	00:29,907	184,09	16:37:28

82	GOURDON,Alex		C. CAMPEONES				
	ESP		P.Vmax: 25	T. Ideal: 01:51,242			
Lap	Time	Sector 1	Sector 2	Sector 3	Sector 4	V.Max	Hour
1	FIRST LAP	00:33,828	00:29,733	00:25,662	00:31,226	145,62	16:13:19
2	01:51,903	00:26,461	00:28,987	00:25,424	00:31,031	170,08	16:15:11
3	01:51,348	00:26,184	00:28,899	00:25,398	00:30,867	173,26	16:17:02
4	01:52,715	00:26,611	00:29,156	00:25,664	00:31,284	167,44	16:18:55
5	01:52,358	00:26,599	00:29,069	00:25,472	00:31,218	167,01	16:20:47
6	01:52,625	00:26,786	00:29,185	00:25,452	00:31,202	164,89	16:22:40
7	01:52,513	00:26,630	00:29,134	00:25,485	00:31,264	164,47	16:24:33
8	01:52,732	00:26,729	00:29,144	00:25,590	00:31,269	164,47	16:26:25
9	01:52,146	00:26,507	00:28,891	00:25,482	00:31,266	165,73	16:28:17
10	01:52,694	00:26,818	00:28,907	00:25,487	00:31,482	164,89	16:30:10
11	01:52,604	00:26,840	00:29,099	00:25,458	00:31,207	162,41	16:32:03
12	01:52,494	00:26,493	00:29,147	00:25,415	00:31,439	166,15	16:33:55
13	01:56,140	00:27,037	00:31,774	00:25,776	00:31,553	165,31	16:35:51
14	01:51,790	00:26,248	00:29,151	00:25,300	00:31,091	170,08	16:37:43

83	GOURDON,Theo		C. CAMPEONES				
	ESP		P.Vmax: 16	T. Ideal: 01:49,470			
Lap	Time	Sector 1	Sector 2	Sector 3	Sector 4	V.Max	Hour
1	FIRST LAP	00:33,996	00:29,625	00:25,829	00:31,182	137,87	16:13:19
2	01:50,400	00:25,930	00:28,596	00:25,120	00:30,754	176,57	16:15:10
3	01:49,793	00:25,815	00:28,408	00:25,063	00:30,507	172,80	16:17:00
4	01:50,298	00:25,765	00:28,678	00:25,215	00:30,640	174,66	16:18:50
5	01:50,655	00:25,798	00:28,928	00:25,279	00:30,650	172,80	16:20:40
6	01:50,227	00:26,033	00:28,764	00:25,034	00:30,396	176,09	16:22:31
7	01:49,879	00:25,777	00:28,559	00:25,178	00:30,365	178,51	16:24:21
8	01:50,944	00:26,180	00:28,539	00:25,130	00:31,095	175,61	16:26:12
9	01:50,378	00:26,167	00:28,605	00:25,137	00:30,469	175,14	16:28:02
10	01:50,025	00:25,819	00:28,485	00:25,173	00:30,548	176,57	16:29:52
11	01:51,378	00:25,921	00:28,684	00:25,521	00:31,252	173,73	16:31:43
12	01:50,049	00:25,951	00:28,462	00:25,079	00:30,557	169,19	16:33:33
13	01:50,196	00:26,171	00:28,547	00:25,012	00:30,466	166,58	16:35:24
14	01:49,873	00:26,165	00:28,355	00:24,985	00:30,368	169,19	16:37:13

85	ARMARIO,J. L.		GM FUEL - VRC T.				
	ESP		P.Vmax: 8	T. Ideal: 01:46,566			
Lap	Time	Sector 1	Sector 2	Sector 3	Sector 4	V.Max	Hour
1	FIRST LAP	00:32,201	00:28,668	00:25,012	00:29,776	153,55	16:13:14


2	01:47,990	00:25,248	00:28,289	00:24,708	00:29,745	191,15	16:15:02
3	01:47,143	00:25,061	00:28,048	00:24,574	00:29,460	190,03	16:16:49
4	01:47,359	00:25,155	00:28,259	00:24,510	00:29,435	190,03	16:18:37
5	01:47,064	00:24,990	00:28,047	00:24,519	00:29,508	188,92	16:20:24
6	01:47,398	00:25,091	00:28,372	00:24,581	00:29,354	188,92	16:22:11
7	01:47,292	00:25,077	00:28,175	00:24,579	00:29,461	188,92	16:23:59
8	01:47,559	00:25,270	00:28,324	00:24,608	00:29,357	191,15	16:25:46
9	01:47,463	00:25,331	00:28,247	00:24,554	00:29,331	190,59	16:27:34
10	01:47,636	00:25,137	00:28,400	00:24,613	00:29,486	190,59	16:29:21
11	01:47,281	00:25,276	00:28,114	00:24,503	00:29,388	190,03	16:31:09
12	01:46,822	00:25,071	00:28,222	00:24,421	00:29,108	185,14	16:32:55
13	01:46,999	00:25,167	00:28,101	00:24,523	00:29,208	186,21	16:34:42
14	01:47,377	00:25,185	00:28,229	00:24,568	00:29,395	186,21	16:36:30

87	WHATLEY,Saffron J.		C. CAMPEONES				
	GBR		P.Vmax: 26	T. Ideal: 01:57,370			
Lap	Time	Sector 1	Sector 2	Sector 3	Sector 4	V.Max	Hour
1	FIRST LAP	00:36,674	00:31,071	00:27,524	00:32,567	143,68	16:13:27
2	01:57,697	00:27,584	00:30,509	00:26,888	00:32,716	169,19	16:15:24
3	01:58,592	00:27,406	00:30,728	00:27,617	00:32,841	167,88	16:17:23
4	PIT	00:28,604	00:31,595	00:28,548	00:39,983	165,73	16:19:32

93	BERNAL,Sergio		QRG MOTOR R.				
	ESP		P.Vmax: 18	T. Ideal: 01:49,821			
Lap	Time	Sector 1	Sector 2	Sector 3	Sector 4	V.Max	Hour
1	FIRST LAP	00:33,134	00:29,479	00:25,385	00:30,789	144,97	16:13:17
2	01:50,662	00:26,012	00:28,624	00:25,182	00:30,844	172,34	16:15:08
3	01:50,611	00:26,325	00:28,620	00:25,120	00:30,546	171,43	16:16:59
4	01:50,448	00:26,026	00:28,643	00:25,078	00:30,701	176,09	16:18:49
5	01:50,726	00:26,012	00:28,767	00:25,089	00:30,858	174,19	16:20:40
6	01:50,350	00:26,128	00:28,642	00:25,048	00:30,532	170,98	16:22:30
7	01:50,112	00:25,940	00:28,584	00:25,121	00:30,467	171,43	16:24:20
8	01:50,480	00:25,954	00:28,589	00:25,115	00:30,822	174,66	16:26:11
9	01:50,577	00:26,291	00:28,579	00:25,024	00:30,683	166,15	16:28:01
10	01:49,877	00:25,897	00:28,501	00:25,080	00:30,399	171,88	16:29:51
11	01:51,325	00:26,028	00:28,799	00:25,564	00:30,934	171,88	16:31:43
12	01:50,519	00:26,177	00:28,600	00:25,032	00:30,710	167,01	16:33:33



CRONOCIRCUIT: crono@circuitricardotormo.com



Circuit de la C.Valenciana

12 - 13 SEPTIEMBRE 2020

Circuit de la C.Valenciana

Carrera 2 PreMoto3.Promo3

LISTADO DEL CUADRANTE

	V1	V2	V3	V4	V5	V6	V7	V8	V9	V10	V11	V12	V13	V14
39 - ZURUTUZA,Xabi	39	39	41	39	39	39	39	39	39	39	39	39	39	39
43 - MARIN,Hugo	16	16	39	43	43	41	41	43	4	43	16	41	43	43
4 - TORRECILLAS,Carlos	41	41	16	32	41	43	43	41	43	16	4	43	4	4
16 - FUERTES,Alvaro	4	43	32	41	32	32	32	16	16	4	43	4	41	16
41 - CERPA,Yvonne	43	32	43	16	16	4	16	4	32	71	41	32	32	41
32 - REAL,David	8	4	4	4	4	16	4	71	71	32	32	16	8	32
8 - GARCIA,Marco	55	8	8	8	71	71	71	32	8	8	71	71	16	8
71 - BOLAÑO,Ivan	32	55	71	71	8	8	55	8	41	41	8	8	71	71
55 - CALATAYUD,Uñai	71	71	55	55	55	55	8	55	55	55	55	55	55	55
85 - ARMARIO,J. L.	73	73	73	73	73	73	73	73	73	73	73	85	85	85
73 - RIBEIRO,Nuno G.	85	85	85	85	85	85	85	85	85	85	85	73	73	73
22 - KLEMETTI,Lenni	22	22	22	22	22	22	22	22	22	22	22	22	22	22
83 - GOURDON,Theo	18	18	18	18	18	18	18	18	18	18	93	93	83	83
42 - FRANCIS,Cros A.	93	93	42	42	42	42	42	93	42	42	42	42	42	42
27 - LUDEÑA,Marcos	42	42	93	93	93	93	42	93	93	83	83	49	27	27
49 - MARTINEZ,Xavier	49	49	49	49	49	49	83	49	49	49	49	49	27	49
74 - BROWN,Carter	82	83	83	83	83	83	49	83	83	83	18	27	74	74
82 - GOURDON,Alex	83	82	27	27	27	27	27	27	27	27	27	18	82	82
37 - AMER,Montague J.	27	27	82	82	82	82	82	82	82	82	82	82	37	37
52 - MARTIN,Alex	74	37	37	37	37	37	37	37	37	74	74	74	52	52
25 - PAYNE,Kyle	37	74	74	74	74	74	74	74	37	37	37	25		
24 - CHOTE,Jayant	25	78	52	52	52	52	52	52	52	52	52	52	24	
78 - ESTEBAN,Joel	52	52	25	25	24	25	25	25	25	25	24	25	78	
- DESCLASIFICADOS NO BANDER	24	25	24	24	25	24	24	24	24	24	25	24		
93 - BERNAL,Sergio	87	24	78P	87P	78	78	78	78	78	78	78	78		
18 - PARRILLA,Cesar	78	87	87	78										
87 - WHATLEY,Saffron J.														

Presidente del Jurado

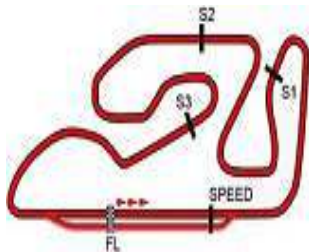
Director de Carrera

Cronometrador



CRONOCIRCUIT: crono@circuitricardotormo.com

MasterTiming, sistemas y productos de cronometraje profesional- By Eventronic Tech. Tel.: 965 28 21 84 Alicante - www.mastertiming.es -



Circuit de la C.Valenciana

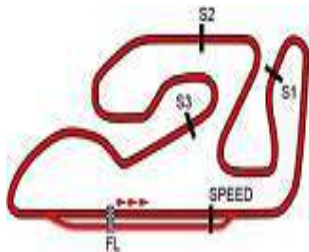
CAMPEONATO DE ESPAÑA DE SUPERBIKE

Análisis por vuelta Carrera 2 PreMoto3.Promo3

Lap: 1			Lap: 2			Lap: 3			Lap: 4			Lap: 5			Lap: 6			Lap: 7			Lap: 8			Lap: 9								
Num	Tiempo	GAP	Num	Tiempo	GAP	Num	Tiempo	GAP	Num	Tiempo	GAP	Num	Tiempo	GAP	Num	Tiempo	GAP	Num	Tiempo	GAP	Num	Tiempo	GAP	Num	Tiempo	GAP						
39	FIRST LAP		39	01:46,985		39	01:46,515		39	01:46,488		39	01:46,523		39	01:46,651		39	01:46,515		39	01:46,515		39	01:46,515		39	01:46,515		39	01:46,515	
16	FIRST LAP	0,179	16	01:46,880	0,074	16	01:46,511	0,156	16	01:46,581	0,104	16	01:46,581	0,104	16	01:46,581	0,104	16	01:46,511	0,156	16	01:46,511	0,156	16	01:46,511	0,156	16	01:46,511	0,156	16	01:46,511	0,156
41	FIRST LAP	0,365	41	01:46,746	0,126	41	01:46,648	0,175	41	01:46,825	0,302	41	01:46,825	0,302	41	01:46,648	0,175	41	01:46,648	0,175	41	01:46,648	0,175	41	01:46,648	0,175	41	01:46,648	0,175	41	01:46,648	0,175
4	FIRST LAP	0,520	4	01:46,696	0,405	4	01:46,648	0,175	4	01:46,699	0,453	4	01:46,699	0,453	4	01:46,648	0,175	4	01:46,648	0,175	4	01:46,648	0,175	4	01:46,648	0,175	4	01:46,648	0,175	4	01:46,648	0,175
43	FIRST LAP	0,694	43	01:46,696	0,405	43	01:46,648	0,175	43	01:46,699	0,453	43	01:46,699	0,453	43	01:46,648	0,175	43	01:46,648	0,175	43	01:46,648	0,175	43	01:46,648	0,175	43	01:46,648	0,175	43	01:46,648	0,175
8	FIRST LAP	1,041	8	01:46,830	0,886	8	01:46,542	1,346	8	01:46,488	1,571	8	01:46,488	1,571	8	01:46,542	1,346	8	01:46,542	1,346	8	01:46,542	1,346	8	01:46,542	1,346	8	01:46,542	1,346	8	01:46,542	1,346
55	FIRST LAP	1,225	55	01:46,933	1,173	55	01:46,787	1,541	55	01:46,684	1,936	55	01:46,684	1,936	55	01:46,787	1,541	55	01:46,787	1,541	55	01:46,787	1,541	55	01:46,787	1,541	55	01:46,787	1,541			
32	FIRST LAP	1,314	32	01:46,240	0,569	32	01:46,480	34,202	32	01:46,565	1,680	32	01:46,565	1,680	32	01:46,480	34,202	32	01:46,480	34,202	32	01:46,480	34,202	32	01:46,480	34,202	32	01:46,480	34,202			
71	FIRST LAP	1,905	4	01:47,073	0,608	4	01:46,468	0,709	4	01:45,962	0,672	4	01:45,962	0,672	4	01:46,468	0,709	4	01:46,468	0,709	4	01:46,468	0,709	4	01:46,468	0,709	4	01:46,468	0,709			
73	FIRST LAP	2,798	8	01:46,830	0,886	8	01:46,468	0,709	8	01:46,488	1,571	8	01:46,488	1,571	8	01:46,468	0,709	8	01:46,468	0,709	8	01:46,468	0,709	8	01:46,468	0,709	8	01:46,468	0,709			
85	FIRST LAP	3,411	55	01:46,933	1,173	55	01:46,787	1,541	55	01:46,684	1,936	55	01:46,684	1,936	55	01:46,787	1,541	55	01:46,787	1,541	55	01:46,787	1,541	55	01:46,787	1,541	55	01:46,787	1,541			
22	FIRST LAP	3,564	73	01:47,190	3,003	73	01:47,826	9,294	73	01:47,319	4,844	73	01:47,319	4,844	73	01:47,826	9,294	73	01:47,826	9,294	73	01:47,826	9,294	73	01:47,826	9,294	73	01:47,826	9,294			
18	FIRST LAP	4,689	85	01:47,990	4,416	85	01:47,559	9,488	85	01:47,359	6,184	85	01:47,359	6,184	85	01:47,559	9,488	85	01:47,559	9,488	85	01:47,559	9,488	85	01:47,559	9,488						
93	FIRST LAP	6,541	22	01:48,045	4,624	22	01:47,693	10,744	22	01:47,269	6,517	22	01:47,269	6,517	22	01:47,693	10,744	22	01:47,693	10,744	22	01:47,693	10,744	22	01:47,693	10,744						
42	FIRST LAP	6,756	18	01:49,505	7,209	18	01:50,185	27,503	18	01:47,269	6,517	18	01:47,269	6,517	18	01:50,185	27,503	18	01:50,185	27,503	18	01:50,185	27,503									
49	FIRST LAP	7,451	93	01:50,662	10,218	93	01:50,480	34,202	93	01:47,403	13,563	93	01:47,403	13,563	93	01:50,480	34,202	93	01:50,480	34,202	93	01:50,480	34,202									
82	FIRST LAP	8,203	42	01:50,505	10,276	42	01:50,778	34,271	42	01:50,402	18,255	42	01:50,402	18,255	42	01:50,778	34,271	42	01:50,778	34,271	42	01:50,778	34,271									
83	FIRST LAP	8,386	49	01:50,161	10,627	49	01:50,480	34,552	49	01:50,448	18,543	49	01:50,448	18,543	49	01:50,480	34,552	49	01:50,480	34,552												
27	FIRST LAP	8,442	83	01:50,400	11,801	83	01:50,944	34,854	83	01:50,507	18,805	83	01:50,507	18,805	83	01:50,944	34,854	83	01:50,944	34,854												
74	FIRST LAP	8,895	27	01:50,168	34,933	27	01:50,168	34,933	27	01:50,298	19,158	27	01:50,298	19,158	27	01:50,168	34,933	27	01:50,168	34,933												
37	FIRST LAP	8,958	82	01:52,732	48,669	82	01:52,732	48,669	27	01:50,194	20,520	27	01:50,194	20,520	82	01:52,732	48,669	82	01:52,732	48,669												
25	FIRST LAP	10,342	37	01:53,048	52,354	37	01:53,048	52,354	82	01:52,715	24,450	82	01:52,715	24,450	37	01:53,048	52,354	37	01:53,048	52,354												
52	FIRST LAP	10,866	74	01:52,827	14,737	74	01:52,827	14,737	37	01:52,584	26,925	37	01:52,584	26,925	74	01:52,827	14,737	74	01:52,827	14,737												
24	FIRST LAP	12,017	78	01:46,551	16,125	78	01:46,551	16,125	74	01:52,579	27,045	74	01:52,579	27,045	78	01:46,551	16,125	78	01:46,551	16,125												
87	FIRST LAP	15,590	52	01:53,853	17,734	52	01:53,853	17,734	52	01:52,991	31,172	52	01:52,991	31,172	52	01:53,853	17,734	52	01:53,853	17,734												
78	FIRST LAP	16,559	25	01:55,031	18,388	25	01:55,031	18,388	25	01:55,140	35,794	25	01:55,140	35,794	25	01:55,031	18,388	25	01:55,031	18,388												
			24	01:54,283	19,315	24	01:54,283	19,315	24	01:54,192	35,875	24	01:54,192	35,875	24	01:54,283	19,315	24	01:54,283	19,315												
			87	01:57,697	26,302	87	01:57,697	26,302	87	PIT	01:00,8	87	PIT	01:00,8	87	01:57,697	26,302	87	01:57,697	26,302												



CRONOCIRCUIT: crono@circuitricardotormo.com



Circuit de la C.Valenciana

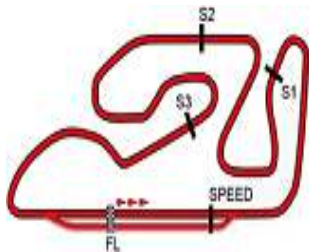
CAMPEONATO DE ESPAÑA DE SUPERBIKE

Análisis por vuelta Carrera 2 PreMoto3.Promo3

22	01:47,801	12,014	49	01:52,176	47,679	37	01:54,011	01:25,7
18	01:52,463	33,435	18	01:55,627	47,777	52	01:53,935	01:35,7
42	01:49,972	37,712	27	01:52,338	48,257	Lap: 14		
93	01:50,577	38,248	78	01:47,339	01:05,8			
49	01:50,447	38,468	82	01:52,604	01:06,6	39	01:46,164	
83	01:50,378	38,701	74	01:52,404	01:11,2	25	01:54,151	0,219
27	01:50,553	38,955	37	01:52,254	01:12,0	43	01:46,246	0,221
82	01:52,146	54,284	52	01:53,284	01:21,0	24	01:54,071	0,290
37	01:53,235	59,058	24	01:55,305	01:31,4	4	01:46,125	0,338
74	01:53,194	59,283	25	01:55,575	01:31,6	16	01:45,517	0,397
78	01:47,585	01:03,4	Lap: 12			41	01:46,253	0,492
52	01:53,823	01:07,1				Num	Tiempo	GAP
25	01:54,503	01:14,6	39	01:46,488		32	01:46,247	0,841
24	01:54,454	01:14,7	41	01:46,302	0,247	8	01:46,375	1,210
Lap: 10			43	01:46,493	0,331	71	01:46,439	1,417
			Num	Tiempo	GAP	55	01:46,776	2,169
39	01:46,399		4	01:46,631	0,401	85	01:47,377	14,609
43	01:46,083	0,120	32	01:46,156	0,408	73	01:47,373	15,242
16	01:46,462	0,528	16	01:47,093	0,712	22	01:48,372	21,984
4	01:46,710	0,556	71	01:46,423	0,864	83	01:49,873	58,296
71	01:46,337	0,774	8	01:46,497	1,133	42	01:49,788	58,332
32	01:46,578	0,950	55	01:46,558	1,424	27	01:49,116	58,375
8	01:46,222	1,012	85	01:46,822	12,714	49	01:50,747	59,971
41	01:46,258	1,059	73	01:47,395	13,239	78	01:48,684	01:12,7
55	01:46,498	1,484	22	01:48,454	17,688	74	01:51,952	01:28,0
73	01:47,790	11,444	93	01:50,519	50,524	82	01:51,790	01:28,0
85	01:47,636	11,657	42	01:50,436	50,700	37	01:55,972	01:35,5
22	01:48,215	13,830	83	01:50,049	50,708	52	01:54,556	01:44,1
18	01:51,672	38,708	49	01:49,925	51,116			
42	01:50,249	41,562	27	01:49,755	51,524			
93	01:49,877	41,726	18	02:02,050	01:03,3			
49	01:49,992	42,061	78	01:47,485	01:06,8			
83	01:50,025	42,327	82	01:52,494	01:12,6			
27	01:49,921	42,477	74	01:51,979	01:16,7			
82	01:52,694	01:00,5	37	01:52,527	01:18,0			
78	01:48,018	01:05,0	52	01:53,539	01:28,1			
74	01:52,506	01:05,3	25	01:53,427	01:38,5			
37	01:53,661	01:06,3	24	01:53,788	01:38,7			
52	01:53,665	01:14,3	Lap: 13			Num	Tiempo	GAP
25	01:54,388	01:22,5				39	01:46,317	
24	01:54,326	01:22,6	43	01:46,125	0,139			
Lap: 11			4	01:46,293	0,377			
			Num	Tiempo	GAP	41	01:46,473	0,403
39	01:46,558		32	01:46,667	0,758			
16	01:46,137	0,107	8	01:46,183	0,999			
4	01:46,260	0,258	16	01:46,649	1,044			
43	01:46,764	0,326	71	01:46,595	1,142			
41	01:45,932	0,433	55	01:46,450	1,557			
32	01:46,348	0,740	85	01:46,999	13,396			
71	01:46,713	0,929	73	01:47,111	14,033			
8	01:46,670	1,124	22	01:48,405	19,776			
55	01:46,428	1,354	83	01:50,196	54,587			
73	01:47,446	12,332	42	01:50,325	54,708			
85	01:47,281	12,380	49	01:50,589	55,388			
22	01:48,450	15,722	27	01:50,216	55,423			
93	01:51,325	46,493	78	01:49,658	01:10,2			
42	01:51,748	46,752	74	01:51,806	01:22,2			
83	01:51,378	47,147	82	01:56,140	01:22,4			



CRONOCIRCUIT: crono@circuitricardotormo.com



Circuit de la C.Valenciana

CAMPEONATO DE ESPAÑA DE SUPERBIKE

Velocidades máximas Carrera 2 PreMoto3.Promo3

Name	Country/Res	Brand	Best 5 max. speed					Media	Max.
41 CERPA, Yvonne	ESP	BEON	194,6	192,3	191,7	191,7	190,6	192,2	194,6
8 GARCIA, Marco	ESP	MIR Racing	194,0	194,0	193,4	193,4	191,7	193,3	194,0
16 FUERTES, Alvaro	ESP	BEON	194,0	192,3	191,2	190,6	190,6	191,7	194,0
71 BOLAÑO, Ivan	ESP	BEON	194,0	194,0	193,4	191,7	191,2	192,9	194,0
32 REAL, David	ESP	MIR Racing	193,4	192,9	192,3	191,7	191,2	192,3	193,4
43 MARIN, Hugo	ESP		193,4	192,3	191,7	190,6	188,9	191,4	193,4
4 TORRECILLAS, Carlos	ESP	MIR Racing	192,3	191,7	190,6	190,6	190,0	191,0	192,3
85 ARMARIO, J. L.	ESP	BEON	191,2	191,2	190,6	190,6	190,0	190,7	191,2
22 KLEMETTI, Lenni	FIN	BEON	190,6	188,4	187,3	186,7	186,2	187,8	190,6
55 CALATAYUD, Unai	ESP	BEON	189,5	188,4	188,4	188,4	188,4	188,6	189,5
73 RIBEIRO, Nuno G.	POR	BEON	188,9	188,4	187,3	187,3	186,7	187,7	188,9
78 ESTEBAN, Joel	ESP	BEON	187,8	186,7	185,1	185,1	185,1	186,0	187,8
39 ZURUTUZA, Xabi	ESP	MIR Racing	185,7	185,7	185,1	185,1	185,1	185,4	185,7
37 AMER, Montague J.	GBR	BEON	183,6	178,0	177,5	177,5	176,6	178,6	183,6
49 MARTINEZ, Xavier	ESP	MIR Racing	180,0	179,5	177,0	176,1	176,1	177,7	180,0
27 LUDEÑA, Marcos	ESP	MIR Racing	178,5	178,0	177,0	176,6	176,1	177,2	178,5
83 GOURDON, Theo	ESP	MIR Racing	178,5	176,6	176,6	176,1	175,6	176,7	178,5
93 BERNAL, Sergio	ESP		176,1	174,7	174,2	172,3	171,9	173,8	176,1
25 PAYNE, Kyle	GBR	MIR Racing	176,1	175,1	173,7	172,3	171,9	173,8	176,1
52 MARTIN, Alex	ESP	MIR Racing	176,1	173,7	173,7	172,8	171,4	173,6	176,1
42 FRANCIS, Cros A.	AUS	MIR Racing	175,6	172,8	171,9	171,0	170,5	172,4	175,6
74 BROWN, Carter	GBR	MIR Racing	175,1	175,1	174,7	172,8	170,5	173,7	175,1
18 PARRILLA, Cesar	ESP	MIR Racing	175,1	174,2	173,7	173,7	173,3	174,0	175,1
24 CHOTE, Jayant	NED	MIR Racing	174,2	173,7	173,3	172,8	172,8	173,4	174,2
82 GOURDON, Alex	ESP	MIR Racing	173,3	170,1	170,1	167,4	167,0	169,6	173,3
87 WHATLEY, Saffron J.	GBR	MIR Racing	169,2	167,9	165,7	143,7		161,6	169,2