

CAMPEONATO DE ESPAÑA DE SUPERBIKE

12 - 13 SEPTIEMBRE 2020

Circuit de la C.Valenciana

Length: 4005 metros

Results

Ent.Cronometrado

Moto4

Pos.	N.	Rider	Team	Motorcycle	Nat.	Best Lap	iL	Laps	Gap	Interval	Speed	Tyr.	Cat.
1	51	URIARTE,Brian	S. T. MONLAU	BEON	ESP	01:49,739	9	15			131,38	BR	M4
2	45	LONGARELA,Alex	IGAXTEAM	BEON	ESP	01:49,954	13	15	00:00,215	00:00,215	131,13	BR	M4
3	19	SOLA,Pol	S. T. MONLAU R.	BEON	ESP	01:50,192	9	15	00:00,453	00:00,238	130,84	BR	M4
4	27	SALMELA,Rico	LLINSUAL HMA R.	BEON	FIN	01:50,673	12	12	00:00,934	00:00,481	130,28	BR	M4
5	12	DONOSO,Adriano	HMA L. BLUMAQ	BEON	ESP	01:50,791	13	13	00:01,052	00:00,118	130,14	BR	M4
6	11	TORRES,Jesús	HMA RACING	BEON	ESP	01:51,007	11	12	00:01,268	00:00,216	129,88	BR	M4
7	34	GRAS,Eitan G.	AUSTIN R.- VHC L. M	Corse	URU	01:51,100	12	14	00:01,361	00:00,093	129,77	BR	M4
8	25	PEREZ,Gonzalo	S.T. MONLAU R.	BEON	ESP	01:51,136	10	15	00:01,397	00:00,036	129,73	BR	M4
9	14	UCEDA,Ivan	H. KARBUM J. T	BEON	ESP	01:51,511	11	15	00:01,772	00:00,375	129,3	BR	M4
10	43	BRINTON,Amanuel D.	IGAXTEAM	BEON	GBR	01:51,532	12	14	00:01,793	00:00,021	129,27	BR	M4
11	82	PERRONE,Valentin	H. MIR ARO J.T.	MIR Racing	ARG	01:51,539	10	12	00:01,800	00:00,007	129,26	BR	M4
12	69	BUJOSA,Fernando	MALLORCA N. L.R.	MIR Racing	ESP	01:51,983	6	6	00:02,244	00:00,444	128,75	BR	M4
13	26	OSUNA,J. Manuel	JEREZ AND. M. T	Corse	ESP	01:51,989	7	12	00:02,250	00:00,006	128,74	BR	M4
14	4	GARCIA,David	MRE TALENT	Corse	ESP	01:52,355	5	6	00:02,616	00:00,366	128,33	BR	M4
15	10	DUARTE,Alfonso	M. OLIVEIRA-F. C	BEON	POR	01:52,622	13	13	00:02,883	00:00,267	128,02	BR	M4
16	47	TORRES,Antonio	JEREZ AND. M. T	Corse	ESP	01:52,689	3	7	00:02,950	00:00,067	127,95	BR	M4
17	16	HIDALGO,Uriel	XCTECH	BEON	ESP	01:52,742	3	13	00:03,003	00:00,053	127,88	BR	M4
18	24	VAN TRIGT,Owen	FUERTES TEAM	BEON	NED	01:52,763	5	13	00:03,024	00:00,021	127,86	BR	M4
19	17	ALOMAR,Pedro	MRE TALENT	Corse	ESP	01:53,057	12	14	00:03,318	00:00,294	127,53	BR	M4
20	38	GUTIERREZ,Eduardo	APEX CARDOSO R.	Corse	ESP	01:53,132	5	14	00:03,393	00:00,075	127,44	BR	M4
21	21	MOODLEY,Ruche	SMC R. T. ROTEK	Rotek	RSA	01:53,260	4	7	00:03,521	00:00,128	127,3	BR	M4
22	20	ALSINA,Pau	MOTOSPORT T.	Corse	ESP	01:53,475	3	14	00:03,736	00:00,215	127,06	BR	M4
23	22	AUSTIN,Ben R.	AUSTIN R.-VHC L. M.	Corse	GBR	01:55,380	2	14	00:05,641	00:01,905	124,96	BR	M4
24	8	FOURTHIOTIS,Marios	SMC R. T.ROTEK	Rotek	GRE	01:57,187	4	14	00:07,448	00:01,807	123,03	BR	M4
		NO PRESENTADOS											
	37	PENALVA,Francisco	T. R. FRANPE	MIR Racing	ESP	NO START						BR	M4

Circuit de la C.Valenciana

Final Official

Provisional Official

Length: 4005 m. Hour: 08:59

JURY:

C.of the Course:

C.Timekeeper:

Hour:

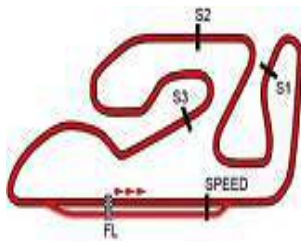
Hour:

12/09/2020

Hour: 9:41:22



CRONOCIRCUIT: crono@circuitricardotormo.com



Circuit de la C. Valenciana

12 - 13 SEPTIEMBRE 2020

Circuit de la C. Valenciana

CAMPEONATO DE ESPAÑA DE SUPERBIKE

ANALYSIS / SECTORS Ent. Cronometrado Moto4

4		GARCIA, David		MRE TALENT			
Lap Time		Sector 1	Sector 2	Sector 3	Sector 4	V.Max	Hour
1 START		01:04,350	00:31,319	00:26,900	00:32,250		09:02:32
2 01:53,965		00:27,317	00:29,166	00:25,761	00:31,721	154,65	09:04:26
3 PIT		00:27,204	00:29,744	00:25,812	00:37,090	155,02	09:06:26
4 02:59,580		01:33,663	00:29,096	00:25,437	00:31,384		09:09:26
5 01:52,355		00:27,024	00:28,771	00:25,177	00:31,383	155,40	09:11:18
6 01:57,245		00:28,460	00:30,380	00:26,645	00:31,760	152,47	09:13:15

8		FOURTHIOTIS, Marios		SMC R. T. ROTEK			
Lap Time		Sector 1	Sector 2	Sector 3	Sector 4	V.Max	Hour
1 START		01:05,559	00:33,310	00:28,270	00:34,691		09:02:39
2 02:01,556		00:29,514	00:31,306	00:26,792	00:33,944	144,97	09:04:41
3 01:58,031		00:28,143	00:30,189	00:26,515	00:33,184	152,83	09:06:39
4 01:57,187		00:27,986	00:29,933	00:26,388	00:32,880	152,11	09:08:36
5 01:57,635		00:28,072	00:30,096	00:26,467	00:33,000	151,05	09:10:34
6 01:57,700		00:28,120	00:30,089	00:26,569	00:32,922	148,97	09:12:31
7 01:58,156		00:28,376	00:30,055	00:26,533	00:33,192	147,95	09:14:30
8 PIT		00:28,435	00:30,164	00:26,618	00:39,840	147,95	09:16:35
9 04:21,884		02:51,783	00:30,238	00:26,598	00:33,265		09:20:56
10 01:58,167		00:28,394	00:30,295	00:26,485	00:32,993	147,95	09:22:55
11 01:57,758		00:28,287	00:29,923	00:26,574	00:32,974	146,28	09:24:52
12 01:57,560		00:28,262	00:29,925	00:26,399	00:32,974	146,61	09:26:50
13 01:57,708		00:28,519	00:30,000	00:26,328	00:32,861	146,61	09:28:48
14 01:57,313		00:28,020	00:30,055	00:26,313	00:32,925	148,62	09:30:45

10		DUARTE, Alfonso		M. OLIVEIRA-F. C			
Lap Time		Sector 1	Sector 2	Sector 3	Sector 4	V.Max	Hour
1 START		01:50,639	00:30,540	00:26,636	00:33,200		09:03:18
2 01:54,719		00:27,651	00:29,137	00:25,937	00:31,994	155,40	09:05:13
3 01:54,257		00:27,170	00:28,834	00:26,589	00:31,664	157,28	09:07:07
4 01:53,763		00:27,653	00:28,954	00:25,604	00:31,552	157,66	09:09:01
5 01:53,173		00:27,156	00:28,992	00:25,511	00:31,514	156,14	09:10:54
6 01:53,405		00:27,231	00:28,854	00:25,581	00:31,739	156,90	09:12:48
7 01:52,977		00:27,253	00:28,724	00:25,399	00:31,601	156,14	09:14:41
8 PIT		00:27,376	00:30,308	00:26,594	00:39,928	156,14	09:16:45
9 06:25,565		04:57,902	00:29,563	00:26,168	00:31,932		09:23:10
10 01:53,131		00:27,203	00:28,899	00:25,455	00:31,574	155,02	09:25:04
11 01:52,642		00:27,086	00:28,721	00:25,296	00:31,539	154,65	09:26:56
12 01:52,722		00:26,922	00:28,750	00:25,708	00:31,342	156,52	09:28:49
13 01:52,622		00:26,865	00:28,914	00:25,280	00:31,563	158,44	09:30:42

11		TORRES, Jesús		HMA RACING			
Lap Time		Sector 1	Sector 2	Sector 3	Sector 4	V.Max	Hour
1 START		04:06,510	00:32,949	00:28,042	00:32,761		09:05:38
2 01:53,693		00:27,357	00:29,298	00:25,630	00:31,408	155,40	09:07:31
3 01:52,134		00:26,829	00:28,774	00:25,316	00:31,215	157,28	09:09:24
4 01:51,911		00:26,705	00:28,794	00:25,109	00:31,303	157,66	09:11:15
5 NULL		00:26,727	00:28,914	00:25,303	00:30,990	158,82	09:13:07
6 01:51,318		00:26,540	00:28,588	00:25,029	00:31,161	158,82	09:14:59
7 01:51,510		00:26,667	00:28,601	00:25,132	00:31,110	157,28	09:16:50
8 PIT		00:27,389	00:29,024	00:27,059	00:41,378	155,77	09:18:55
9 05:33,965		04:05,968	00:29,257	00:27,005	00:31,735		09:24:29
10 01:54,740		00:26,605	00:30,037	00:26,682	00:31,416	160,00	09:26:24
11 01:51,007		00:26,892	00:28,823	00:24,988	00:30,304	160,00	09:28:15

12		DONOSO, Adriano		HMA L. BLUMAQ			
Lap Time		Sector 1	Sector 2	Sector 3	Sector 4	V.Max	Hour
1 START		01:18,149	00:30,970	00:26,620	00:31,785		09:02:45
2 01:53,396		00:27,208	00:29,185	00:25,610	00:31,393	160,79	09:04:38
3 01:53,823		00:27,566	00:29,569	00:25,513	00:31,175	161,19	09:06:32
4 01:52,597		00:26,626	00:28,855	00:25,559	00:31,557	162,81	09:08:25
5 01:59,759		00:29,023	00:30,870	00:26,700	00:33,166	157,66	09:10:25
6 01:52,230		00:26,718	00:28,908	00:25,370	00:31,234	160,00	09:12:17
7 01:52,341		00:26,774	00:28,999	00:25,359	00:31,209	157,66	09:14:09
8 01:51,731		00:26,712	00:28,626	00:25,265	00:31,128	157,66	09:16:01
9 PIT		00:26,627	00:28,906	00:25,454	00:39,729	162,81	09:18:02
10 06:25,138		04:57,808	00:29,860	00:26,303	00:31,167		09:24:27
11 01:51,925		00:26,955	00:28,569	00:25,444	00:30,957	162,41	09:26:19
12 01:56,099		00:26,734	00:30,342	00:28,221	00:30,802	164,05	09:28:15
13 01:50,791		00:26,205	00:28,410	00:25,295	00:30,881	164,47	09:30:05

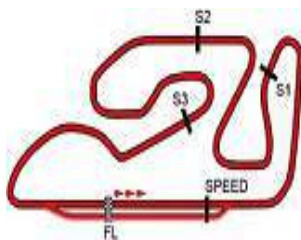
14		UCEDA, Ivan		H. KARBUM J. T			
Lap Time		Sector 1	Sector 2	Sector 3	Sector 4	V.Max	Hour
1 START		01:04,909	00:30,920	00:27,140	00:33,202		09:02:34
2 01:52,478		00:27,101	00:28,817	00:25,261	00:31,299	159,21	09:04:26
3 01:56,041		00:27,124	00:30,286	00:26,807	00:31,824	158,82	09:06:22
4 01:52,176		00:26,748	00:28,850	00:25,351	00:31,227	158,44	09:08:14
5 PIT		00:27,446	00:29,148	00:25,823	00:36,883	159,21	09:10:14
6 NULL		01:27,979	00:34,397	00:29,619	00:31,105		09:13:17
7 01:52,917		00:26,616	00:29,992	00:25,407	00:30,902	167,88	09:15:10
8 01:51,789		00:26,362	00:28,665	00:25,558	00:31,204	164,89	09:17:01
9 01:51,605		00:26,341	00:28,607	00:25,358	00:31,299	162,81	09:18:53
10 01:51,862		00:26,600	00:28,751	00:25,361	00:31,150	160,79	09:20:45
11 01:51,511		00:26,538	00:28,662	00:25,237	00:31,074	160,40	09:22:36
12 01:52,418		00:26,808	00:28,609	00:25,673	00:31,328	161,60	09:24:29
13 PIT		00:26,608	00:28,443	00:25,428	00:37,436	167,88	09:26:27
14 02:32,294		01:05,502	00:29,201	00:25,927	00:31,664		09:28:59
15 01:52,144		00:26,557	00:28,882	00:25,556	00:31,149	160,40	09:30:51

16		HIDALGO, Uriel		XCTECH			
Lap Time		Sector 1	Sector 2	Sector 3	Sector 4	V.Max	Hour
1 START		01:18,709	00:31,451	00:26,459	00:31,951		09:02:46
2 01:53,696		00:27,011	00:29,071	00:25,653	00:31,961	160,00	09:04:40
3 01:52,742		00:26,834	00:29,082	00:25,706	00:31,120	159,21	09:06:32
4 01:53,239		00:26,887	00:28,904	00:25,823	00:31,625	163,64	09:08:26
5 NULL		00:27,924	00:29,413	00:25,431	00:31,614	164,89	09:10:20
6 01:53,238		00:27,314	00:28,975	00:25,309	00:31,640	159,61	09:12:13
7 01:56,673		00:28,845	00:30,692	00:25,696	00:31,440	160,79	09:14:10
8 PIT		00:26,857	00:29,046	00:25,783	00:38,909	162,81	09:16:11
9 06:08,417		04:39,930	00:30,037	00:26,045	00:32,405		09:22:19
10 01:55,413		00:27,823	00:29,526	00:25,781	00:32,283	151,05	09:24:14
11 01:54,285		00:27,496	00:29,138	00:25,528	00:32,123	151,05	09:26:09
12 01:54,834		00:27,984	00:29,204	00:25,642	00:32,004	150,35	09:28:03
13 NULL		00:28,426	00:29,053	00:27,188	00:31,886	150,00	09:30:00

17		ALOMAR, Pedro		MRE TALENT			
Lap Time		Sector 1	Sector 2	Sector 3	Sector 4	V.Max	Hour
1 START		01:03,179	00:31,370	00:26,660	00:33,020		09:02:32
2 01:55,698		00:28,067	00:29,535	00:26,099	00:31,997	150,00	09:04:27



CRONOCIRCUIT: crono@circuitricardotormo.com



Circuit de la C.Valenciana

CAMPEONATO DE ESPAÑA DE SUPERBIKE

ANALYSIS / SECTORS Ent.Cronometrado Moto4

3	01:55,114	00:27,226	00:29,522	00:25,922	00:32,444	155,02	09:06:22
4	01:55,039	00:27,491	00:29,465	00:25,847	00:32,236	154,65	09:08:17
5	NULL	00:27,464	00:29,455	00:25,826	00:32,026	152,83	09:10:12
6	01:55,610	00:27,630	00:29,511	00:26,011	00:32,458	152,11	09:12:08
7	01:55,574	00:27,727	00:29,534	00:25,907	00:32,406	151,76	09:14:03
8	01:57,415	00:29,405	00:30,238	00:25,987	00:31,785	151,40	09:16:01
9	01:53,188	00:27,203	00:28,923	00:25,406	00:31,656	160,00	09:17:54
10	PIT	00:27,227	00:32,517	00:26,426	00:38,932	155,77	09:19:59
11	04:27,495	02:59,931	00:29,880	00:25,775	00:31,909		09:24:27
12	01:53,057	00:27,361	00:28,929	00:25,526	00:31,241	159,61	09:26:20
13	01:53,816	00:27,270	00:29,063	00:25,321	00:32,162	156,14	09:28:14
14	01:54,044	00:27,152	00:29,811	00:25,412	00:31,669	156,90	09:30:08

19	SOLA,Pol ESP	S. T. MONLAU R. P.Vmax: 3 T. Ideal: 01:49,900					
Lap Time	Sector 1	Sector 2	Sector 3	Sector 4	V.Max	Hour	
1	PIT	01:17,189	00:31,360	00:26,630	00:39,722		09:02:52
2	02:54,701	01:27,462	00:29,823	00:25,902	00:31,514		09:05:47
3	01:51,934	00:26,824	00:28,865	00:25,243	00:31,002	158,05	09:07:39
4	01:53,128	00:27,941	00:28,857	00:25,207	00:31,123	160,00	09:09:32
5	01:50,843	00:26,103	00:28,777	00:25,003	00:30,960	164,89	09:11:23
6	01:54,311	00:27,957	00:29,214	00:25,800	00:31,340	161,19	09:13:17
7	01:52,009	00:26,187	00:28,978	00:25,479	00:31,365	165,73	09:15:09
8	01:50,446	00:26,233	00:28,669	00:25,010	00:30,534	161,60	09:17:00
9	01:50,192	00:26,242	00:28,351	00:24,940	00:30,659	164,89	09:18:50
10	NULL	00:27,758	00:28,815	00:25,233	00:31,100	161,19	09:20:43
11	01:52,085	00:26,075	00:29,231	00:25,460	00:31,319	164,05	09:22:35
12	PIT	00:26,365	00:28,567	00:28,734	00:39,469	162,00	09:24:38
13	NULL	00:48,571	00:28,655	00:25,228	00:31,003		09:26:51
14	01:50,679	00:26,321	00:28,431	00:25,091	00:30,836	160,00	09:28:42
15	01:50,769	00:26,567	00:28,458	00:24,987	00:30,757	158,44	09:30:33

20	ALSINA,Pau ESP	MOTOSPORT T. P.Vmax: 21 T. Ideal: 01:53,101					
Lap Time	Sector 1	Sector 2	Sector 3	Sector 4	V.Max	Hour	
1	PIT	01:29,389	00:30,857	00:26,693	00:37,611		09:03:02
2	02:45,809	01:18,017	00:30,067	00:26,089	00:31,636		09:05:48
3	01:53,475	00:26,905	00:28,953	00:25,675	00:31,942	158,82	09:07:41
4	01:54,415	00:27,497	00:29,187	00:25,830	00:31,901	149,31	09:09:36
5	01:54,443	00:27,515	00:29,140	00:25,747	00:32,041	152,11	09:11:30
6	PIT	00:27,383	00:29,127	00:25,731	00:39,481	151,05	09:13:32
7	PIT	01:06,783	00:29,434	00:25,649	00:37,615		09:16:11
8	02:20,145	00:52,471	00:29,602	00:25,854	00:32,218		09:18:31
9	01:54,745	00:27,535	00:29,208	00:25,883	00:32,119	149,31	09:20:26
10	NULL	00:27,584	00:29,048	00:25,653	00:31,862	148,28	09:22:20
11	01:54,227	00:27,369	00:29,030	00:25,771	00:32,057	150,70	09:24:15
12	01:54,133	00:27,479	00:29,044	00:25,607	00:32,003	150,70	09:26:09
13	01:54,849	00:28,073	00:29,190	00:25,663	00:31,923	150,35	09:28:04
14	PIT	00:27,806	00:29,190	00:25,643	00:35,891	150,70	09:30:02

21	MOODLEY,Ruche RSA	SMC R. T. ROTEK P.Vmax: 12 T. Ideal: 01:52,739					
Lap Time	Sector 1	Sector 2	Sector 3	Sector 4	V.Max	Hour	
1	START	01:14,379	00:31,930	00:26,290	00:32,516		09:02:43
2	01:54,662	00:27,135	00:29,899	00:25,765	00:31,863	158,44	09:04:37
3	01:54,849	00:27,439	00:29,453	00:25,864	00:32,093	156,14	09:06:32
4	01:53,260	00:27,107	00:28,961	00:25,505	00:31,687	160,00	09:08:25
5	01:54,174	00:27,937	00:29,221	00:25,600	00:31,416	163,22	09:10:19
6	01:53,567	00:27,272	00:28,964	00:25,566	00:31,765	160,40	09:12:13

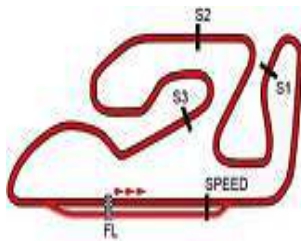
7	PIT	00:26,988	00:28,830	00:25,673	00:35,445	158,05	09:14:10
22	AUSTIN,Ben R. GBR	AUSTIN R.-VHC L. M. P.Vmax: 20 T. Ideal: 01:54,865					
Lap Time	Sector 1	Sector 2	Sector 3	Sector 4	V.Max	Hour	
1	START	01:19,129	00:31,350	00:26,940	00:32,407		09:02:47
2	01:55,380	00:27,740	00:29,572	00:26,022	00:32,046	159,61	09:04:43
3	01:55,471	00:27,471	00:29,647	00:26,023	00:32,330	158,82	09:06:38
4	01:56,189	00:27,508	00:29,949	00:26,119	00:32,613	156,52	09:08:34
5	01:56,621	00:27,688	00:30,277	00:26,150	00:32,506	155,02	09:10:31
6	PIT	00:28,107	00:30,228	00:26,244	00:37,840	154,65	09:12:33
7	NULL	00:53,792	00:30,952	00:31,174	00:32,008		09:15:01
8	PIT	00:27,334	00:29,685	00:26,221	00:37,348	158,05	09:17:02
9	PIT	00:53,487	00:30,178	00:26,331	00:36,855		09:19:29
10	03:10,841	01:30,536	00:31,023	00:36,532	00:32,750		09:22:40
11	NULL	00:27,886	00:29,793	00:26,074	00:32,348	155,77	09:24:36
12	01:56,086	00:27,642	00:29,762	00:25,951	00:32,731	153,55	09:26:32
13	01:55,677	00:27,658	00:29,587	00:26,037	00:32,395	153,92	09:28:27
14	01:55,960	00:27,845	00:29,728	00:26,188	00:32,199	152,83	09:30:23

24	VAN TRIGT,Owen NED	FUERTES TEAM P.Vmax: 11 T. Ideal: 01:52,232					
Lap Time	Sector 1	Sector 2	Sector 3	Sector 4	V.Max	Hour	
1	START	01:18,469	00:31,530	00:27,260	00:31,673		09:02:46
2	01:54,389	00:27,324	00:29,321	00:25,931	00:31,813	163,64	09:04:41
3	01:53,250	00:27,110	00:29,160	00:25,497	00:31,483	160,00	09:06:34
4	01:53,326	00:26,767	00:29,062	00:25,806	00:31,691	160,79	09:08:27
5	01:52,763	00:26,964	00:29,203	00:25,320	00:31,276	160,40	09:10:20
6	NULL	00:26,937	00:29,062	00:25,365	00:31,644	160,40	09:12:13
7	01:53,620	00:27,252	00:28,889	00:25,690	00:31,789	156,90	09:14:07
8	01:53,891	00:27,042	00:29,460	00:25,627	00:31,762	159,21	09:16:01
9	01:53,056	00:27,247	00:28,869	00:25,395	00:31,545	154,29	09:17:54
10	PIT	00:27,964	00:29,949	00:26,155	00:40,906	153,92	09:19:59
11	06:11,749	04:41,174	00:30,500	00:26,741	00:33,334		09:26:10
12	02:00,153	00:29,261	00:31,247	00:26,873	00:32,772	153,92	09:28:11
13	01:53,456	00:27,290	00:28,989	00:25,511	00:31,666	154,29	09:30:04

25	PEREZ,Gonzalo ESP	S.T. MONLAU R. P.Vmax: 12 T. Ideal: 01:50,575					
Lap Time	Sector 1	Sector 2	Sector 3	Sector 4	V.Max	Hour	
1	PIT	01:17,829	00:32,010	00:26,380	00:39,072		09:02:53
2	02:54,669	01:27,200	00:29,981	00:25,830	00:31,658		09:05:47
3	01:51,983	00:26,936	00:28,783	00:25,245	00:31,019	159,21	09:07:39
4	01:51,901	00:26,750	00:28,689	00:25,421	00:31,041	163,22	09:09:31
5	01:51,818	00:26,779	00:28,855	00:25,205	00:30,979	162,41	09:11:23
6	01:52,101	00:27,129	00:28,609	00:25,284	00:31,079	160,79	09:13:15
7	01:51,473	00:26,934	00:28,524	00:25,184	00:30,831	161,60	09:15:07
8	01:52,576	00:27,490	00:28,713	00:25,238	00:31,135	158,05	09:16:59
9	01:51,306	00:26,979	00:28,623	00:24,991	00:30,713	155,77	09:18:51
10	01:51,136	00:26,518	00:28,353	00:25,184	00:31,081	161,19	09:20:42
11	01:51,779	00:26,779	00:28,665	00:25,267	00:31,068	157,28	09:22:33
12	01:52,898	00:26,772	00:29,274	00:25,492	00:31,360	162,00	09:24:26
13	01:52,081	00:27,098	00:28,621	00:25,226	00:31,136	155,02	09:26:18
14	01:55,122	00:26,630	00:30,046	00:25,534	00:32,912	160,00	09:28:14
15	01:51,782	00:26,736	00:28,685	00:25,185	00:31,176	157,66	09:30:05

26	OSUNA,J. Manuel ESP	JEREZ AND. M. T P.Vmax: 10 T. Ideal: 01:51,746					
Lap Time	Sector 1	Sector 2	Sector 3	Sector 4	V.Max	Hour	
1	START	01:20,249	00:31,030	00:26,940	00:32,318		09:02:48





Circuit de la C.Valenciana

CAMPEONATO DE ESPAÑA DE SUPERBIKE

ANALYSIS / SECTORS Ent.Cronometrado Moto4

Table with 7 columns: Lap, Time, Sector 1, Sector 2, Sector 3, Sector 4, V.Max, Hour. Rows 2-12 showing rider data.

Table for rider 27 SALMELA,Rico. Includes header with P.Vmax: 3, T. Ideal: 01:50,136 and lap data.

Table for rider 34 GRAS,Eitan G. Includes header with P.Vmax: 6, T. Ideal: 01:50,959 and lap data.

Table for rider 38 GUTIERREZ,Eduardo. Includes header with P.Vmax: 15, T. Ideal: 01:52,534 and lap data.

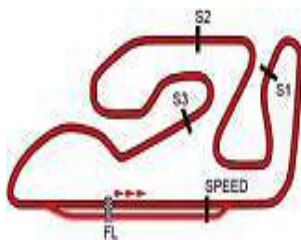
Table for rider 43 BRINTON,Amanuel D. Includes header with P.Vmax: 2, T. Ideal: 01:51,171 and lap data.

Table for rider 45 LONGARELA,Alex. Includes header with P.Vmax: 8, T. Ideal: 01:49,466 and lap data.

Table for rider 47 TORRES,Antonio. Includes header with P.Vmax: 16, T. Ideal: 01:52,363 and lap data.

Table for rider 51 URIARTE,Brian. Includes header with P.Vmax: 3, T. Ideal: 01:49,683 and lap data.





Circuit de la C.Valenciana

CAMPEONATO DE ESPAÑA DE SUPERBIKE

ANALYSIS / SECTORS Ent.Cronometrado Moto4

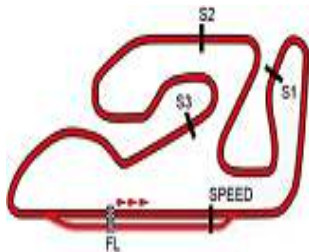
5	01:52,178	00:27,429	00:28,901	00:24,994	00:30,854	158,05	09:11:23
6	01:51,624	00:26,647	00:28,704	00:25,226	00:31,047	165,73	09:13:15
7	01:51,668	00:26,912	00:28,614	00:25,163	00:30,979	157,28	09:15:07
8	01:53,666	00:27,851	00:30,061	00:25,084	00:30,670	158,44	09:17:00
9	01:49,739	00:26,470	00:28,188	00:24,619	00:30,462	164,89	09:18:50
10	01:51,396	00:26,612	00:28,388	00:25,265	00:31,131	162,00	09:20:41
11	01:51,893	00:27,108	00:28,611	00:25,027	00:31,147	156,52	09:22:33
12	PIT	00:27,226	00:29,023	00:29,695	00:38,119	157,28	09:24:37
13	02:14,365	00:49,464	00:28,738	00:25,189	00:30,974		09:26:52
14	01:50,859	00:26,726	00:28,481	00:24,925	00:30,727	163,22	09:28:43
15	01:50,372	00:26,414	00:28,294	00:24,999	00:30,665	161,19	09:30:33

69	BUJOSA,Fernando		MALLORCA N. L.R.				
	ESP		P.Vmax: 18	T. Ideal: 01:51,217			
Lap Time	Sector 1	Sector 2	Sector 3	Sector 4	V.Max	Hour	
1	START	03:13,249	00:29,624	00:25,965	00:31,562		09:04:38
2	01:53,842	00:27,341	00:29,612	00:25,479	00:31,410	155,02	09:06:32
3	01:53,186	00:26,688	00:29,127	00:25,585	00:31,786	155,77	09:08:25
4	17:59,816	16:33,469	00:29,683	00:25,485	00:31,179	156,90	09:26:25
5	NULL	00:26,320	00:28,929	00:25,089	00:30,972	159,61	09:28:16
6	01:51,983	00:26,227	00:29,573	00:25,142	00:31,041	160,40	09:30:08

82	PERRONE,Valentin		H. MIR ARO J.T.				
	ARG		P.Vmax: 14	T. Ideal: 01:51,460			
Lap Time	Sector 1	Sector 2	Sector 3	Sector 4	V.Max	Hour	
1	START	01:23,209	00:29,110	00:25,660	00:31,908		09:02:47
2	01:53,183	00:27,103	00:28,735	00:25,571	00:31,774	158,05	09:04:40
3	01:52,299	00:26,611	00:28,548	00:26,010	00:31,130	160,00	09:06:33
4	01:52,259	00:26,763	00:28,708	00:25,648	00:31,140	162,81	09:08:25
5	01:54,005	00:27,457	00:29,345	00:25,500	00:31,703	161,60	09:10:19
6	PIT	00:27,216	00:29,144	00:25,691	00:38,933	156,90	09:12:20
7	02:40,427	01:06,686	00:31,111	00:31,067	00:31,563		09:15:00
8	PIT	00:26,631	00:28,767	00:25,652	00:38,131	158,44	09:17:00
9	07:28,635	06:02,488	00:28,993	00:25,620	00:31,534		09:24:28
10	01:51,539	00:26,690	00:28,535	00:25,269	00:31,045	161,60	09:26:20
11	01:52,677	00:27,066	00:28,691	00:25,300	00:31,620	161,19	09:28:12
12	01:52,566	00:27,135	00:28,657	00:25,579	00:31,195	160,00	09:30:05



CRONOCIRCUIT: crono@circuitricardotormo.com



Circuit de la C.Valenciana

CAMPEONATO DE ESPAÑA DE SUPERBIKE

Velocidades máximas Ent.Cronometrado Moto4

Name	Country/Res	Brand	Best 5 max. speed					Media	Max.
14 UCEDA,Ivan	ESP	BEON	167,9	167,9	164,9	162,8	161,6	165,0	167,9
43 BRINTON,Amanuel D.	GBR	BEON	166,6	165,3	164,9	164,5	163,6	165,0	166,6
51 URIARTE,Brian	ESP	BEON	165,7	164,9	164,5	163,2	162,0	164,1	165,7
27 SALMELA,Rico	FIN	BEON	165,7	164,5	160,0	160,0	159,6	162,0	165,7
19 SOLA,Pol	ESP	BEON	165,7	164,9	164,9	164,1	162,0	164,3	165,7
16 HIDALGO,Uriel	ESP	BEON	164,9	163,6	162,8	160,8	160,0	162,4	164,9
34 GRAS,Eitan G.	URU	Corse	164,9	163,6	160,4	158,0	158,0	161,0	164,9
12 DONOSO,Adriano	ESP	BEON	164,5	164,1	162,8	162,8	162,4	163,3	164,5
45 LONGARELA,Alex	ESP	BEON	164,5	162,4	161,6	160,8	160,4	161,9	164,5
24 VAN TRIGT,Owen	NED	BEON	163,6	160,8	160,4	160,4	160,0	161,0	163,6
21 MOODLEY,Ruche	RSA	Rotek	163,2	160,4	160,0	158,4	158,0	160,0	163,2
25 PEREZ,Gonzalo	ESP	BEON	163,2	162,4	162,0	161,6	161,2	162,1	163,2
82 PERRONE,Valentin	ARG	MIR Racing	162,8	161,6	161,6	161,2	160,0	161,4	162,8
38 GUTIERREZ,Eduardo	ESP		162,4	161,2	161,2	160,8	160,4	161,2	162,4
47 TORRES,Antonio	ESP		162,0	160,4	160,4	156,9	155,4	159,0	162,0
26 OSUNA,J. Manuel	ESP		161,6	160,8	160,4	158,8	158,4	160,0	161,6
11 TORRES,Jesús	ESP	BEON	160,8	160,0	160,0	158,8	158,8	159,7	160,8
69 BUJOSA,Fernando	ESP	MIR Racing	160,4	159,6	156,9	155,8	155,0	157,5	160,4
17 ALOMAR,Pedro	ESP	Corse	160,0	159,6	156,9	156,1	155,8	157,7	160,0
22 AUSTIN,Ben R.	GBR	Corse	159,6	158,8	158,0	156,5	155,8	157,8	159,6
20 ALSINA,Pau	ESP		158,8	152,1	151,0	150,7	150,7	152,7	158,8
10 DUARTE,Alfonso	POR	BEON	158,4	157,7	157,3	156,9	156,5	157,4	158,4
4 GARCIA,David	ESP	Corse	155,4	155,0	154,7	152,5		154,4	155,4
8 FOURTHIOTIS,Marios	GRE	Rotek	152,8	152,1	151,0	149,0	148,6	150,7	152,8



CRONOCIRCUIT: crono@circuitricardotormo.com