

# CAMPEONATO DE ESPAÑA DE SUPERBIKE

12 - 13 SEPTIEMBRE 2020

Laps: 12

Circuit de la C.Valenciana  
Length: 4005 metros

## Results

## Carrera 2 Moto4

Pos.	N.	Rider	Team	Motorcycle	Nat.	Laps	Time	Best Lap	iL	Gap	Interval	Speed	Tyr.	Pt.	Cat.
1	51	URIARTE,Brian	S. T. MONLAU	BEON	ESP	12	22:26,807	01:51,015	12			128,54	BR	25	M4
2	11	TORRES,Jesús	HMA RACING	BEON	ESP	12	22:26,831	01:50,839	12	00:00,024	00:00,024	128,54	BR	20	M4
3	25	PEREZ,Gonzalo	S.T. MONLAU R.	BEON	ESP	12	22:27,222	01:50,834	7	00:00,415	00:00,109	128,45	BR	16	M4
4	19	SOLA,Pol	S. T. MONLAU R.	BEON	ESP	12	22:27,113	<b>01:50,381</b>	7	00:00,306	00:00,282	128,45	BR	13	M4
5	27	SALMELA,Rico	LLINSUAL HMA R.	BEON	FIN	12	22:27,240	01:50,998	8	00:00,433	00:00,018	128,45	BR	11	M4
6	43	BRINTON,Amanuel D.	IGAXTEAM	BEON	GBR	12	22:27,669	01:50,830	8	00:00,862	00:00,429	128,45	BR	10	M4
7	45	LONGARELA,Alex	IGAXTEAM	BEON	ESP	12	22:27,967	01:51,007	4	00:01,160	00:00,298	128,45	BR	9	M4
8	4	GARCIA,David	MRE TALENT	Corse	ESP	12	22:27,997	01:50,822	8	00:01,190	00:00,030	128,45	BR	8	M4
9	14	UCEDA,Ivan	H. KARBIUM J. T	BEON	ESP	12	22:34,465	01:51,556	12	00:07,658	00:06,356	127,78	BR	7	M4
10	69	BUJOSA,Fernando	MALLORCA N. L.R.	MIR Racing	ESP	12	22:28,109	01:50,893	8	00:01,302	00:00,112	128,35	BR	6	M4
11	82	PERRONE,Valentin	H. MIR ARO J.T.	MIR Racing	ARG	12	22:34,494	01:51,496	12	00:07,687	00:00,029	127,78	BR	5	M4
12	24	VAN TRIGT,Owen	FUERTES TEAM	BEON	NED	12	22:40,623	01:51,874	6	00:13,816	00:06,129	127,22	BR	4	M4
13	38	GUTIERREZ,Eduardo	APEX CARDOSO R.		ESP	12	22:43,842	01:51,711	2	00:17,035	00:03,219	126,94	BR	3	M4
14	26	OSUNA,J. Manuel	JEREZ AND. M. T		ESP	12	22:43,852	01:51,845	2	00:17,045	00:00,010	126,94	BR	2	M4
15	10	DUARTE,Alfonso	M. OLIVEIRA-F. C	BEON	POR	12	22:45,109	01:52,135	12	00:18,302	00:01,257	126,75	BR	1	M4
16	34	GRAS,Eitan G.	AUSTIN R.- VHC L. M	Corse	URU	12	22:47,493	01:52,418	2	00:20,686	00:02,384	126,57	BR		M4
17	16	HIDALGO,Uriel	XCTECH	BEON	ESP	12	22:47,512	01:52,496	2	00:20,705	00:00,019	126,57	BR		M4
18	17	ALOMAR,Pedro	MRE TALENT	Corse	ESP	12	22:49,693	01:52,805	6	00:22,886	00:00,103	126,38	BR		M4
19	20	ALSINA,Pau	MOTOSPORT T.		ESP	12	22:49,450	01:52,645	2	00:22,643	00:01,938	126,38	BR		M4
20	47	TORRES,Antonio	JEREZ AND. M. T		ESP	12	22:49,590	01:52,737	2	00:22,783	00:00,140	126,38	BR		M4
21	22	AUSTIN,Ben R.	AUSTIN R.-VHC L. M.	Corse	GBR	12	22:49,851	01:52,670	5	00:23,044	00:00,158	126,38	BR		M4
22	21	MOODLEY,Ruche	SMC R. T. ROTEK	Rotek	RSA	12	22:50,059	01:52,666	4	00:23,252	00:00,208	126,29	BR		M4
23	8	FOURTHIOTIS,Marios	SMC R. T.ROTEK	Rotek	GRE	12	23:34,257	01:56,576	12	01:07,450	00:44,198	122,36	BR		M4
<b>DESCLASIFICADOS NO BANDERA</b>															
12		DONOSO,Adriano	HMA L. BLUMAQ	BEON	ESP	12	22:34,882	01:50,774	8	00:08,075		127,78	BR		M4
# 69-47-20-19 PENAL.1 POS. POR LIMITES DE PISTA ART. 1.21.3															
Best Lap: Rider 19 - SOLA,Pol - Time: 01:50,381 at 130,62 Km/h															

Circuit de la C.Valenciana

Final Official

Provisional Official

Length: 4005 Hour: 15:00:00

JURY:

Hour:

C.of the Course:

Hour: 13/09/2020

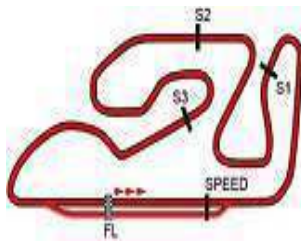
C.Timekeeper:

Hour: 16:18:17



CRONOCIRCUIT: crono@circuitricardotormo.com

Master Timing, Sport Timing Systems, cronometrajes.es - mastertiming.es by Eventronic www.eventronic.es 19FJAP63



Circuit de la C.Valenciana

12 - 13 SEPTIEMBRE 2020

Circuit de la C.Valenciana

CAMPEONATO DE ESPAÑA DE SUPERBIKE

ANALYSIS / SECTORS Carrera 2 Moto4

Table for rider GARCIA, David (ESP) on MRE TALENT. Includes lap times, sector times, V.Max, and Hour for laps 1-12.

Table for rider FOURTHIOTIS, Marios (GRE) on SMC R. T.ROTEK. Includes lap times, sector times, V.Max, and Hour for laps 1-12.

Table for rider DUARTE, Alfonso (POR) on M. OLIVEIRA-F. C. Includes lap times, sector times, V.Max, and Hour for laps 1-12.

Table for rider TORRES, Jesús (ESP) on HMA RACING. Includes lap times, sector times, V.Max, and Hour for laps 1-8.

Table for rider DONOSO, Adriano (ESP) on HMA L. BLUMAQ. Includes lap times, sector times, V.Max, and Hour for laps 1-12.

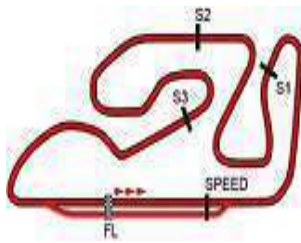
Table for rider UCEDA, Ivan (ESP) on H. KARBIUM J. T. Includes lap times, sector times, V.Max, and Hour for laps 1-12.

Table for rider HIDALGO, Uriel (ESP) on XCTECH. Includes lap times, sector times, V.Max, and Hour for laps 1-12.

Table for rider ALOMAR, Pedro (ESP) on MRE TALENT. Includes lap times, sector times, V.Max, and Hour for laps 1-4.



CRONOCIRCUIT: crono@circuitricardotormo.com



Circuit de la C.Valenciana

CAMPEONATO DE ESPAÑA DE SUPERBIKE

ANALYSIS / SECTORS Carrera 2 Moto4

Table with 7 columns: Lap, Time, Sector 1, Sector 2, Sector 3, Sector 4, V.Max, Hour. Rows 5-12.

Table for rider 19 SOLA, Pol (ESP). Includes header with P.Vmax: 1, T. Ideal: 01:49,860 and lap data rows 1-12.

Table for rider 20 ALSINA, Pau (ESP). Includes header with P.Vmax: 14, T. Ideal: 01:51,693 and lap data rows 1-12.

Table for rider 21 MOODLEY, Ruche (RSA). Includes header with P.Vmax: 15, T. Ideal: 01:52,325 and lap data rows 1-12.

Table for rider 22 AUSTIN, Ben R. (GBR). Includes header with P.Vmax: 11, T. Ideal: 01:52,431 and lap data rows 1-12.

Table for rider 24 VAN TRIGT, Owen (NED). Includes header with P.Vmax: 8, T. Ideal: 01:51,062 and lap data rows 1-12.

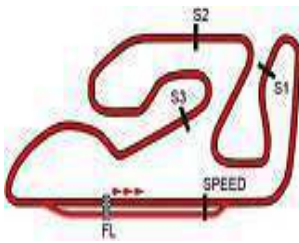
Table for rider 25 PEREZ, Gonzalo (ESP). Includes header with P.Vmax: 18, T. Ideal: 01:50,618 and lap data rows 1-12.

Table for rider 26 OSUNA, J. Manuel (ESP). Includes header with P.Vmax: 18, T. Ideal: 01:51,716 and lap data rows 1-12.



CRONOCIRCUIT: crono@circuitricardotormo.com





Circuit de la C.Valenciana

**CAMPEONATO DE ESPAÑA DE SUPERBIKE**


**ANALYSIS / SECTORS Carrera 2 Moto4**

4	01:51,366	00:26,294	00:29,067	00:25,140	<b>00:30,865</b>	164,05	15:23:46
5	01:51,416	00:26,243	00:28,735	00:25,266	00:31,172	<b>167,01</b>	15:25:38
6	01:52,303	00:26,453	00:28,746	00:25,257	00:31,847	166,15	15:27:30
7	01:51,175	00:26,321	00:28,594	00:25,284	00:30,976	159,61	15:29:21
8	<b>01:50,893</b>	00:26,380	<b>00:28,386</b>	00:25,047	00:31,080	163,22	15:31:12
9	01:51,562	00:26,334	00:28,818	00:25,249	00:31,161	162,81	15:33:04
10	01:52,230	00:26,775	00:29,121	00:25,264	00:31,070	162,41	15:34:56
11	01:51,237	00:26,276	00:28,844	00:25,120	00:30,997	165,31	15:36:47
12	01:51,274	<b>00:26,139</b>	00:28,408	<b>00:24,979</b>	00:31,748	164,89	15:38:38

<b>82</b>	<b>PERRONE,Valentin</b>		H. MIR ARO J.T.				
	ARG		P.Vmax: 15	T. Ideal: 01:51,372			
Lap	Time	Sector 1	Sector 2	Sector 3	Sector 4	V.Max	Hour
1	FIRST LAP	00:34,235	00:29,204	00:26,009	00:31,513	130,91	15:18:11
2	01:52,283	00:26,841	00:28,871	00:25,242	00:31,329	157,28	15:20:04
3	01:52,002	00:26,679	00:28,813	00:25,336	<b>00:31,174</b>	161,60	15:21:56
4	01:52,788	00:26,643	00:28,828	00:25,709	00:31,608	<b>163,22</b>	15:23:48
5	01:52,574	00:26,584	00:28,881	00:25,524	00:31,585	160,00	15:25:41
6	01:51,610	<b>00:26,472</b>	<b>00:28,554</b>	<b>00:25,172</b>	00:31,412	160,79	15:27:32
7	01:52,288	00:26,727	00:28,743	00:25,381	00:31,437	157,66	15:29:25
8	01:52,412	00:26,735	00:28,765	00:25,530	00:31,382	160,00	15:31:17
9	01:52,158	00:26,685	00:28,702	00:25,389	00:31,382	159,21	15:33:09
10	01:52,022	00:26,636	00:28,713	00:25,447	00:31,226	156,52	15:35:01
11	01:51,900	00:26,509	00:28,898	00:25,288	00:31,205	161,19	15:36:53
12	<b>01:51,496</b>	00:26,526	00:28,572	00:25,211	00:31,187	160,00	15:38:45



CRONOCIRCUIT: crono@circuitricardotormo.com



Circuit de la C.Valenciana

12 - 13 SEPTIEMBRE 2020

Circuit de la C.Valenciana

Carrera 2 Moto4

**LISTADO DEL CUADRANTE**

	V1	V2	V3	V4	V5	V6	V7	V8	V9	V10	V11	V12
51 - URIARTE,Brian	45	45	51	45	45	51	25	45	51	25	45	51
11 - TORRES,Jesús	19	11	25	25	51	45	51	51	45	51	51	11
25 - PEREZ,Gonzalo	27	51	45	51	25	25	45	19	27	45	27	19
19 - SOLA,Pol	11	25	19	11	19	11	19	25	25	11	25	25
27 - SALMELA,Rico	25	19	43	19	27	27	27	11	27	11	27	27
43 - BRINTON,Amanuel D.	43	27	11	27	11	43	11	11	19	43	19	43
45 - LONGARELA,Alex	51	43	27	12	43	4	4	4	4	19	43	45
4 - GARCIA,David	4	4	12	43	12	12	43	43	4	4	4	4
14 - UCEDA,Ivan	12	12	4	4	4	19	12	12	69	12	69	69
69 - BUJOSA,Fernando	26	26	69	69	69	69	69	69	12	69	12	14
82 - PERRONE,Valentin	82	38	26	14	14	14	14	14	14	14	14	82
24 - VAN TRIGT,Owen	38	69	38	26	26	82	82	82	82	82	82	12P
38 - GUTIERREZ,Eduardo	14	82	82	38	82	26	38	26	24	24	24	24
26 - OSUNA,J. Manuel	69	14	14	82	38	38	26	38	26	26	26	38
10 - DUARTE,Alfonso	34	34	16	24	24	24	24	24	38	38	38	26
34 - GRAS,Eitan G.	16	16	34	34	34	34	10	10	10	10	10	10
16 - HIDALGO,Uriel	17	17	47	16	16	10	34	34	34	34	34	34
17 - ALOMAR,Pedro	47	47	20	21	10	47	16	47	16	16	16	16
20 - ALSINA,Pau	21	20	24	47	47	16	47	16	47	21	21	20
47 - TORRES,Antonio	20	10	17	17	21	17	17	17	17	47	47	47
22 - AUSTIN,Ben R.	10	24	21	10	17	21	20	21	21	17	20	17
21 - MOODLEY,Ruche	24	21	10	20	20	20	22	20	22	22	17	22
8 - FOURTHOTIS,Marios	22	22	22	22	22	22	21	22	20	20	22	21
- DESCLASIFICADOS NO BANDER	8	8	8	8	8	8	8	8	8	8	8	8
12 - DONOSO,Adriano												
- # 69-47-20-19 PENAL.1 POS												

Presidente del Jurado

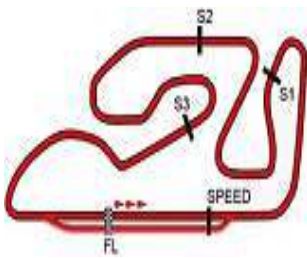
Director de Carrera

Cronometrador



CRONOCIRCUIT: crono@circuitricardotormo.com

MasterTiming, sistemas y productos de cronometraje profesional- By Eventronic Tech. Tel.: 965 28 21 84 Alicante - www.mastertiming.es -



Circuit de la C.Valenciana

CAMPEONATO DE ESPAÑA DE SUPERBIKE

Análisis por vuelta Carrera 2 Moto4

Table for Lap 1 with columns Num, Tiempo, GAP. Lists riders 45, 19, 27, 11, 25, 43, 51, 4, 12, 26, 82, 14, 16, 34, 47, 20, 17, 47, 21, 20, 14, 69, 34, 16, 17, 47, 21, 20, 10, 22, 8.

Table for Lap 1 (continued) with columns Num, Tiempo, GAP. Lists riders 11, 27, 12, 4, 69, 26, 38, 82, 14, 16, 34, 47, 20, 24, 17, 21, 10, 22, 8.

Table for Lap 1 (continued) with columns Num, Tiempo, GAP. Lists riders 14, 26, 82, 38, 24, 34, 16, 10, 47, 21, 17, 20, 22, 8.

Table for Lap 8 with columns Num, Tiempo, GAP. Lists riders 45, 51, 19, 25, 27, 11, 4, 43, 12, 69, 14, 82, 26, 38, 24, 10.

Table for Lap 6 with columns Num, Tiempo, GAP. Lists riders 51, 45, 25, 11, 27, 43, 4, 12, 19, 69, 14, 82, 26, 38, 24, 10, 47, 16, 17, 21, 20, 22, 8.

Table for Lap 4 with columns Num, Tiempo, GAP. Lists riders 45, 25, 51, 11, 19, 27, 12, 43, 4, 69, 14, 26, 38, 82, 24, 16, 21, 47, 17, 10, 20, 22, 8.

Table for Lap 2 with columns Num, Tiempo, GAP. Lists riders 45, 11, 51, 25, 19, 27, 43, 4, 12, 26, 38, 69, 82, 14, 34, 16, 17, 47, 20, 10, 24.

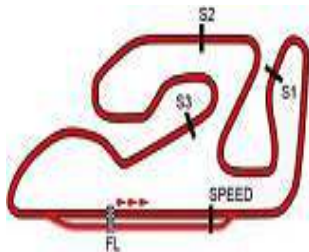
Table for Lap 7 with columns Num, Tiempo, GAP. Lists riders 25, 51, 45, 19, 27, 11, 4, 43, 12, 69, 14, 82, 26, 38, 24, 10.

Table for Lap 5 with columns Num, Tiempo, GAP. Lists riders 45, 51, 25, 19, 27, 11, 43, 12, 4, 69.

Table for Lap 3 with columns Num, Tiempo, GAP. Lists riders 51, 25, 45, 19.

Table for Lap 9 with columns Num, Tiempo, GAP. Lists riders 51, 45, 27, 25, 11, 19, 4, 43, 69, 12, 14, 82, 24, 26, 38, 10, 34, 47, 17, 21, 22.





Num	Tiempo	GAP	Num	Tiempo	GAP
20	01:53,729	16,554	19	01:50,982	0,306
8	01:57,765	51,413	25	01:51,301	0,415
<b>Lap: 10</b>			27	01:51,379	0,433
<b>Num</b>	<b>Tiempo</b>	<b>GAP</b>	43	01:51,313	0,862
25	01:51,684		45	01:52,177	1,160
51	01:52,042	0,157	4	01:51,444	1,190
45	01:52,038	0,177	69	01:51,274	1,302
11	01:51,813	0,215	14	<b>01:51,556</b>	7,658
27	01:51,966	0,225	82	<b>01:51,496</b>	7,687
43	01:52,018	0,679	12	PIT	8,075
19	01:52,349	0,925	24	01:52,744	13,816
4	01:52,327	0,931	38	01:53,637	17,035
12	01:52,060	1,053	26	01:53,697	17,045
69	01:52,230	1,163	10	<b>01:52,135</b>	18,302
14	01:52,001	6,558	34	01:53,714	20,686
82	01:52,022	6,663	16	01:53,731	20,705
24	01:52,292	10,965	20	01:53,433	22,643
26	01:53,023	11,964	47	01:53,619	22,783
38	01:53,114	12,130	17	01:53,429	22,886
10	01:53,601	16,172	22	01:53,570	23,044
34	01:52,800	16,365	21	01:54,141	23,252
16	01:52,660	16,400	8	<b>01:56,576</b>	01:07,4
21	01:53,408	17,368			
47	01:53,519	17,382			
17	01:53,674	17,588			
22	01:53,353	17,731			
20	01:53,161	17,830			
8	01:57,022	56,550			

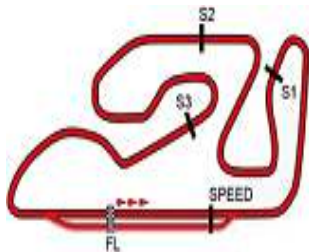
<b>Lap: 11</b>		
Num	Tiempo	GAP
45	01:51,178	
51	01:51,200	0,002
27	01:51,201	0,071
25	01:51,486	0,131
11	01:51,342	0,202
19	01:50,771	0,341
43	01:51,242	0,566
4	01:51,187	0,763
69	01:51,237	1,045
12	01:52,033	1,731
14	01:51,916	7,119
82	01:51,900	7,208
24	01:52,479	12,089
26	01:53,756	14,365
38	01:53,640	14,415
10	01:52,367	17,184
34	01:52,979	17,989
16	01:52,946	17,991
21	01:54,115	20,128
47	01:54,154	20,181
20	01:53,752	20,227
17	01:54,241	20,474
22	01:54,115	20,491
8	01:56,696	01:01,8

<b>Lap: 12</b>		
Num	Tiempo	GAP
51	<b>01:51,015</b>	
11	<b>01:50,839</b>	0,024



CRONOCIRCUIT: crono@circuitricardotormo.com





Circuit de la C.Valenciana

**CAMPEONATO DE ESPAÑA DE SUPERBIKE**

**Velocidades máximas Carrera 2 Moto4**

Name	Country/Res	Brand	Best 5 max. speed					Media	Max.
14 UCEDA,Ivan	ESP	BEON	169,6	167,0	165,7	161,2	160,8	164,9	169,6
19 SOLA,Pol	ESP	BEON	169,6	165,7	164,9	164,9	163,2	165,7	169,6
43 BRINTON,Amanuel D.	GBR	BEON	168,8	167,4	166,6	166,2	166,2	167,0	168,8
69 BUJOSA,Fernando	ESP	MIR Racing	167,0	166,2	165,7	165,3	164,9	165,8	167,0
10 DUARTE,Alfonso	POR	BEON	166,2	165,7	159,6	159,6	159,2	162,1	166,2
38 GUTIERREZ,Eduardo	ESP		166,2	164,1	162,8	160,4	159,2	162,5	166,2
16 HIDALGO,Uriel	ESP	BEON	166,2	162,0	162,0	161,6	161,2	162,6	166,2
24 VAN TRIGT,Owen	NED	BEON	165,7	160,0	158,8	158,0	157,7	160,1	165,7
11 TORRES,Jesús	ESP	BEON	165,7	164,9	163,2	163,2	162,8	164,0	165,7
4 GARCIA,David	ESP	Corse	164,9	164,9	163,2	162,4	162,4	163,6	164,9
22 AUSTIN,Ben R.	GBR	Corse	164,5	163,6	163,2	162,8	162,8	163,4	164,5
27 SALMELA,Rico	FIN	BEON	164,5	161,6	161,2	160,4	158,0	161,1	164,5
12 DONOSO,Adriano	ESP	BEON	164,1	164,1	163,6	163,6	163,6	163,8	164,1
20 ALSINA,Pau	ESP		163,6	162,8	158,4	158,4	156,5	160,0	163,6
82 PERRONE,Valentin	ARG	MIR Racing	163,2	161,6	161,2	160,8	160,0	161,4	163,2
17 ALOMAR,Pedro	ESP	Corse	163,2	161,6	160,0	160,0	159,6	160,9	163,2
21 MOODLEY,Ruche	RSA	Rotek	163,2	162,4	161,6	161,6	158,4	161,5	163,2
25 PEREZ,Gonzalo	ESP	BEON	162,8	161,2	160,0	160,0	159,6	160,7	162,8
26 OSUNA,J. Manuel	ESP		162,8	161,2	161,2	159,2	158,8	160,6	162,8
47 TORRES,Antonio	ESP		162,8	162,8	162,0	159,2	158,8	161,1	162,8
51 URIARTE,Brian	ESP	BEON	162,8	160,8	159,6	159,2	158,8	160,3	162,8
34 GRAS,Eitan G.	URU	Corse	162,4	159,6	156,9	156,9	156,5	158,5	162,4
45 LONGARELA,Alex	ESP	BEON	160,4	158,4	158,0	157,3	156,5	158,1	160,4
8 FOURTHIOTIS,Marios	GRE	Rotek	152,5	150,0	150,0	149,0	149,0	150,1	152,5