

CAMPEONATO DE ESPAÑA DE SUPERBIKE

12 - 13 SEPTIEMBRE 2020

Laps: 12

Circuit de la C.Valenciana

Length: 4005 metros

Results

Carrera 1 Moto4

Pos.	N.	Rider	Team	Motorcycle	Nat.	Laps	Time	Best Lap	iL	Gap	Interval	Speed	Tyr.	Pt.	Cat.
1	27	SALMELA,Rico	LLINSUAL HMA R.	BEON	FIN	12	22:21,217	01:50,261	9			129,02	BR	25	M4
2	11	TORRES,Jesús	HMA RACING	BEON	ESP	12	22:21,301	01:49,891	3	00:00,084	00:00,084	129,02	BR	20	M4
3	51	URIARTE,Brian	S. T. MONLAU	BEON	ESP	12	22:21,307	01:50,687	9	00:00,090	00:00,006	129,02	BR	16	M4
4	19	SOLA,Poi	S. T. MONLAU R.	BEON	ESP	12	22:21,326	01:50,105	8	00:00,109	00:00,019	129,02	BR	13	M4
5	45	LONGARELA,Alex	IGAXTEAM	BEON	ESP	12	22:21,360	01:50,621	8	00:00,143	00:00,034	129,02	BR	11	M4
6	43	BRINTON,Amanuel D.	IGAXTEAM	BEON	GBR	12	22:34,052	01:51,309	3	00:12,835	00:12,692	127,78	BR	10	M4
7	26	OSUNA,J. Manuel	JEREZ AND. M. T		ESP	12	22:34,214	01:51,179	3	00:12,997	00:00,162	127,78	BR	9	M4
8	25	PEREZ,Gonzalo	S.T. MONLAU R.	BEON	ESP	12	22:34,468	01:51,655	9	00:13,251	00:00,254	127,78	BR	8	M4
9	4	GARCIA,David	MRE TALENT	Corse	ESP	12	22:34,792	01:50,965	9	00:13,575	00:00,324	127,78	BR	7	M4
10	69	BUJOSA,Fernando	MALLORCA N. L.R.	MIR Racing	ESP	12	22:34,874	01:51,500	9	00:13,657	00:00,082	127,78	BR	6	M4
11	16	HIDALGO,Uriel	XCTECH	BEON	ESP	12	22:34,960	01:51,338	9	00:13,743	00:00,086	127,78	BR	5	M4
12	14	UCEDA,Ivan	H. KARBIUM J. T	BEON	ESP	12	22:38,258	01:51,427	9	00:17,041	00:03,298	127,41	BR	4	M4
13	24	VAN TRIGT,Owen	FUERTES TEAM	BEON	NED	12	22:47,215	01:52,519	3	00:25,998	00:08,957	126,57	BR	3	M4
14	38	GUTIERREZ,Eduardo	APEX CARDOSO R.		ESP	12	22:47,228	01:51,966	5	00:26,011	00:00,013	126,57	BR	2	M4
15	21	MOODLEY,Ruche	SMC R. T. ROTEK	Rotek	RSA	12	22:47,297	01:52,279	5	00:26,080	00:00,069	126,57	BR	1	M4
16	20	ALSINA,Pau	MOTOSPORT T.		ESP	12	22:47,594	01:52,063	5	00:26,377	00:00,297	126,57	BR		M4
17	10	DUARTE,Alfonso	M. OLIVEIRA-F. C	BEON	POR	12	22:48,355	01:52,403	5	00:27,138	00:00,761	126,47	BR		M4
18	17	ALOMAR,Pedro	MRE TALENT	Corse	ESP	12	23:04,945	01:53,731	2	00:43,728	00:16,590	125,01	BR		M4
19	22	AUSTIN,Ben R.	AUSTIN R.-VHC L. M.	Corse	GBR	12	23:09,424	01:54,172	2	00:48,207	00:04,479	124,56	BR		M4
20	82	PERRONE,Valentin	H. MIR ARO J.T.	MIR Racing	ARG	12	23:09,766	01:51,649	3	00:48,549	00:00,342	124,56	BR		M4
21	8	FOURTHIOTIS,Marios	SMC R. T. ROTEK	Rotek	GRE	12	23:37,246	01:57,096	2	01:16,029	00:27,480	122,1	BR		M4
DESCLASIFICADOS NO BANDERA															
.	47	TORRES,Antonio	JEREZ AND. M. T		ESP	5	10:01,491	01:52,882	2	-7 Lap	-7 Lap	119,95	BR		M4
.	34	GRAS,Eitan G.	AUSTIN R.- VHC L. M	Corse	URU	3	05:40,969	01:51,307	2	-9 Lap	-2 Lap	127,22	BR		M4
.	12	DONOSO,Adriano	HMA L. BLUMAQ	BEON	ESP		START	START		-12 Lap	-3 Lap		BR		M4

Best Lap: Rider 11 - TORRES,Jesús - Time: 01:49,891 at 131,20 Km/h

Circuit de la C.Valenciana

Final Official

Provisional Official

Length: 4005

Hour: 13:20:00

JURY:

Hour:

C.of the Course:

Hour:

12/09/2020

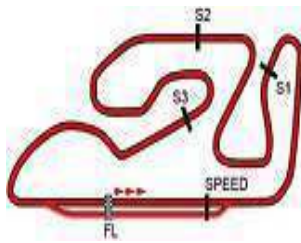
C.Timekeeper:

Hour: 13:49:51



CRONOCIRCUIT: crono@circuitricardotormo.com

Master Timing, Sport Timing Systems, cronometrajes.es - mastertiming.es by Eventronic www.eventronic.es 19FJAP63



Circuit de la C. Valenciana
CAMPEONATO DE ESPAÑA DE SUPERBIKE
 ANALYSIS / SECTORS Carrera 1 Moto4

		GARCIA, David				MRE TALENT	
4		ESP				P.Vmax: 13 T. Ideal: 01:50,719	
Lap	Time	Sector 1	Sector 2	Sector 3	Sector 4	V.Max	Hour
1	FIRST LAP	00:34,665	00:29,275	00:26,813	00:31,427	127,56	13:23:29
2	01:52,092	00:26,406	00:29,002	00:25,384	00:31,300	164,05	13:25:21
3	01:52,569	00:26,886	00:28,809	00:25,319	00:31,555	157,66	13:27:14
4	01:52,499	00:26,806	00:28,882	00:25,298	00:31,513	155,77	13:29:06
5	01:52,288	00:26,915	00:28,659	00:25,302	00:31,412	155,40	13:30:58
6	01:52,098	00:27,043	00:28,718	00:25,265	00:31,072	153,19	13:32:50
7	01:51,897	00:26,791	00:28,647	00:25,143	00:31,316	154,65	13:34:42
8	01:51,298	00:26,661	00:28,515	00:25,085	00:31,037	156,90	13:36:34
9	01:50,965	00:26,475	00:28,418	00:25,262	00:30,810	158,82	13:38:25
10	01:52,244	00:26,675	00:28,425	00:25,343	00:31,801	162,41	13:40:17
11	01:51,936	00:26,594	00:28,628	00:25,221	00:31,493	162,00	13:42:09
12	01:52,726	00:26,488	00:28,847	00:25,468	00:31,923	162,00	13:44:01

		FOURTHOTIS, Marios				SMC R. T.ROTEK	
8		GRE				P.Vmax: 23 T. Ideal: 01:56,360	
Lap	Time	Sector 1	Sector 2	Sector 3	Sector 4	V.Max	Hour
1	FIRST LAP	00:36,388	00:30,244	00:26,136	00:32,648	134,44	13:23:32
2	01:57,096	00:27,744	00:30,120	00:26,339	00:32,893	154,65	13:25:29
3	01:57,671	00:27,993	00:30,045	00:26,428	00:33,205	152,47	13:27:27
4	01:57,749	00:27,998	00:30,078	00:26,581	00:33,092	150,00	13:29:25
5	01:57,137	00:27,988	00:29,867	00:26,415	00:32,867	148,97	13:31:22
6	01:57,284	00:27,949	00:29,943	00:26,472	00:32,920	148,62	13:33:19
7	01:57,151	00:28,134	00:29,832	00:26,377	00:32,808	146,94	13:35:16
8	01:57,378	00:28,091	00:29,859	00:26,437	00:32,991	147,95	13:37:14
9	01:57,404	00:28,142	00:29,939	00:26,430	00:32,893	148,28	13:39:11
10	01:57,892	00:28,377	00:29,992	00:26,536	00:32,987	146,61	13:41:09
11	01:57,707	00:28,217	00:30,005	00:26,397	00:33,088	146,61	13:43:07
12	01:57,361	00:28,166	00:29,940	00:26,461	00:32,794	146,94	13:45:04

		DUARTE, Alfonso				M. OLIVEIRA-F. C	
10		POR				P.Vmax: 10 T. Ideal: 01:51,699	
Lap	Time	Sector 1	Sector 2	Sector 3	Sector 4	V.Max	Hour
1	FIRST LAP	00:35,585	00:29,687	00:26,290	00:31,116	134,44	13:23:29
2	01:52,991	00:26,675	00:29,254	00:25,629	00:31,433	164,47	13:25:22
3	01:52,492	00:26,468	00:29,008	00:25,599	00:31,417	163,64	13:27:15
4	01:53,230	00:27,099	00:29,011	00:25,797	00:31,323	160,40	13:29:08
5	01:52,403	00:26,727	00:28,689	00:25,619	00:31,368	160,00	13:31:00
6	01:52,816	00:26,981	00:28,886	00:25,492	00:31,457	161,60	13:32:53
7	01:53,398	00:27,591	00:28,916	00:25,568	00:31,323	154,29	13:34:47
8	01:52,996	00:26,801	00:29,004	00:25,426	00:31,765	160,00	13:36:40
9	01:53,567	00:27,058	00:29,117	00:25,701	00:31,691	156,90	13:38:33
10	01:53,553	00:27,651	00:28,988	00:25,460	00:31,454	158,44	13:40:27
11	01:53,315	00:26,837	00:29,569	00:25,650	00:31,259	160,40	13:42:20
12	01:54,916	00:28,685	00:29,117	00:25,469	00:31,645	154,65	13:44:15

		TORRES, Jesús				HMA RACING	
11		ESP				P.Vmax: 8 T. Ideal: 01:49,416	
Lap	Time	Sector 1	Sector 2	Sector 3	Sector 4	V.Max	Hour
1	FIRST LAP	00:34,479	00:29,225	00:26,385	00:30,527	137,58	13:23:27
2	01:50,452	00:25,952	00:28,733	00:25,126	00:30,641	165,31	13:25:18
3	01:49,891	00:26,009	00:28,347	00:24,805	00:30,730	163,64	13:27:08
4	01:50,646	00:26,402	00:28,493	00:24,987	00:30,764	162,41	13:28:58
5	01:51,379	00:27,362	00:28,844	00:24,738	00:30,435	156,14	13:30:50
6	01:50,344	00:26,236	00:28,299	00:25,212	00:30,597	163,22	13:32:40
7	01:51,342	00:26,944	00:28,430	00:25,088	00:30,880	156,90	13:34:31
8	01:51,216	00:26,442	00:28,717	00:25,395	00:30,662	162,00	13:36:23

9	01:50,347	00:26,408	00:28,291	00:24,985	00:30,663	157,28	13:38:13
10	01:51,666	00:26,727	00:28,833	00:25,310	00:30,796	159,61	13:40:05
11	01:51,819	00:26,590	00:28,722	00:25,534	00:30,973	156,52	13:41:56
12	01:51,583	00:26,402	00:28,712	00:25,224	00:31,245	161,60	13:43:48

		UCEDA, Ivan				H. KARBIUM J. T	
14		ESP				P.Vmax: 2 T. Ideal: 01:50,674	
Lap	Time	Sector 1	Sector 2	Sector 3	Sector 4	V.Max	Hour
1	FIRST LAP	00:33,723	00:29,284	00:25,258	00:30,862	132,79	13:23:26
2	01:51,825	00:26,233	00:28,907	00:25,262	00:31,423	163,64	13:25:18
3	01:52,368	00:26,845	00:28,701	00:25,872	00:30,950	165,73	13:27:10
4	01:52,906	00:26,300	00:29,098	00:25,649	00:31,859	165,73	13:29:03
5	01:52,365	00:26,829	00:29,101	00:25,302	00:31,133	160,79	13:30:55
6	01:53,217	00:26,647	00:29,203	00:26,385	00:30,982	164,47	13:32:49
7	01:52,124	00:26,785	00:28,849	00:25,482	00:31,008	166,58	13:34:41
8	01:52,286	00:27,026	00:28,952	00:25,321	00:30,987	166,15	13:36:33
9	01:51,427	00:26,661	00:28,781	00:25,143	00:30,842	165,31	13:38:24
10	01:52,037	00:26,779	00:28,456	00:25,570	00:31,232	169,19	13:40:16
11	01:55,460	00:26,635	00:28,814	00:25,477	00:34,534	160,40	13:42:12
12	01:53,116	00:26,851	00:28,986	00:25,675	00:31,604	159,61	13:44:05

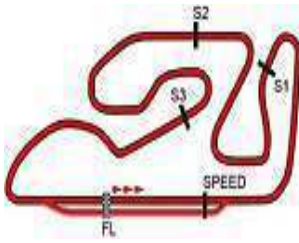
		HIDALGO, Uriel				XCTECH	
16		ESP				P.Vmax: 20 T. Ideal: 01:51,082	
Lap	Time	Sector 1	Sector 2	Sector 3	Sector 4	V.Max	Hour
1	FIRST LAP	00:35,267	00:29,307	00:25,924	00:31,330	131,98	13:23:29
2	01:52,673	00:26,638	00:29,275	00:25,462	00:31,298	161,60	13:25:21
3	01:52,505	00:26,866	00:28,792	00:25,480	00:31,367	161,60	13:27:14
4	01:52,814	00:26,843	00:28,840	00:25,520	00:31,611	160,79	13:29:07
5	01:51,870	00:26,622	00:28,673	00:25,328	00:31,247	158,82	13:30:58
6	01:52,387	00:27,117	00:28,760	00:25,320	00:31,190	156,14	13:32:51
7	01:51,825	00:26,602	00:28,692	00:25,361	00:31,170	157,28	13:34:43
8	01:51,649	00:26,537	00:28,499	00:25,216	00:31,397	159,61	13:36:34
9	01:51,338	00:26,346	00:28,646	00:25,067	00:31,279	158,82	13:38:26
10	01:51,942	00:26,629	00:28,816	00:25,201	00:31,296	156,14	13:40:18
11	01:51,907	00:26,485	00:28,507	00:25,264	00:31,651	158,44	13:42:09
12	01:52,222	00:26,515	00:28,776	00:25,554	00:31,377	158,05	13:44:02

		ALOMAR, Pedro				MRE TALENT	
17		ESP				P.Vmax: 22 T. Ideal: 01:53,092	
Lap	Time	Sector 1	Sector 2	Sector 3	Sector 4	V.Max	Hour
1	FIRST LAP	00:35,106	00:29,254	00:25,621	00:31,737	134,16	13:23:28
2	01:53,731	00:27,048	00:29,457	00:25,792	00:31,434	156,90	13:25:22
3	01:53,777	00:27,162	00:29,028	00:25,680	00:31,907	156,14	13:27:16
4	01:54,018	00:27,536	00:29,409	00:25,598	00:31,475	156,52	13:29:10
5	01:54,360	00:27,234	00:29,398	00:25,582	00:32,146	157,66	13:31:04
6	01:54,939	00:27,503	00:29,624	00:25,759	00:32,053	152,83	13:32:59
7	01:55,284	00:27,632	00:29,549	00:25,867	00:32,236	151,05	13:34:55
8	01:55,221	00:27,656	00:29,550	00:25,873	00:32,142	151,40	13:36:50
9	01:55,315	00:27,652	00:29,562	00:25,803	00:32,298	151,76	13:38:45
10	01:55,222	00:27,456	00:29,638	00:25,983	00:32,145	151,40	13:40:40
11	01:55,039	00:27,682	00:29,481	00:25,739	00:32,137	150,35	13:42:35
12	01:56,321	00:27,868	00:29,749	00:26,095	00:32,609	151,05	13:44:32

		SOLA, Pol				S. T. MONLAU R.	
19		ESP				P.Vmax: 7 T. Ideal: 01:49,704	
Lap	Time	Sector 1	Sector 2	Sector 3	Sector 4	V.Max	Hour
1	FIRST LAP	00:33,491	00:28,918	00:25,207	00:30,572	126,32	13:23:25
2	01:50,869	00:26,344	00:28,739	00:24,997	00:30,789	158,05	13:25:16
3	01:51,572	00:26,777	00:28,502	00:25,474	00:30,819	161,60	13:27:07
4	01:50,906	00:26,427	00:28,416	00:25,089	00:30,974	159,61	13:28:58



CRONOCIRCUIT: crono@circuitricardotormo.com



Circuit de la C.Valenciana

12 - 13 SEPTIEMBRE 2020

Circuit de la C.Valenciana

CAMPEONATO DE ESPAÑA DE SUPERBIKE

ANALYSIS / SECTORS Carrera 1 Moto4

5	01:51,347	00:27,373	00:28,531	00:24,926	00:30,517	152,47	13:30:50
6	01:50,787	00:26,568	00:28,372	00:25,281	00:30,566	164,89	13:32:40
7	01:51,141	00:26,816	00:28,418	00:25,039	00:30,868	160,79	13:34:32
8	01:50,105	00:26,055	00:28,206	00:24,962	00:30,882	166,15	13:36:22
9	01:51,162	00:26,745	00:28,315	00:25,257	00:30,845	156,52	13:38:13
10	01:52,023	00:27,064	00:28,894	00:25,362	00:30,703	154,65	13:40:05
11	01:51,778	00:26,870	00:28,613	00:25,570	00:30,725	159,21	13:41:57
12	01:51,448	00:26,688	00:28,577	00:25,323	00:30,860	162,00	13:43:48

20	ALSINA, Pau	MOTOSPORT T.					
	ESP	P.Vmax: 21		T. Ideal: 01:51,881			
Lap	Time	Sector 1	Sector 2	Sector 3	Sector 4	V.Max	Hour
1	FIRST LAP	00:35,346	00:29,567	00:25,686	00:31,502	135,00	13:23:29
2	01:53,336	00:26,809	00:29,245	00:25,418	00:31,864	160,40	13:25:22
3	01:54,065	00:27,451	00:28,996	00:25,719	00:31,899	152,11	13:27:16
4	01:52,820	00:27,199	00:28,799	00:25,511	00:31,311	158,82	13:29:09
5	01:52,063	00:26,709	00:28,645	00:25,248	00:31,461	157,66	13:31:01
6	01:52,760	00:26,677	00:29,148	00:25,479	00:31,456	159,21	13:32:54
7	01:53,125	00:27,023	00:28,985	00:25,701	00:31,416	155,77	13:34:47
8	01:53,261	00:27,203	00:28,938	00:25,518	00:31,602	155,40	13:36:40
9	01:53,425	00:26,833	00:29,225	00:25,789	00:31,578	158,44	13:38:34
10	01:53,853	00:27,317	00:29,522	00:25,482	00:31,532	158,44	13:40:28
11	01:53,286	00:26,869	00:29,159	00:25,696	00:31,562	155,77	13:42:21
12	01:53,499	00:27,293	00:28,694	00:25,551	00:31,961	155,02	13:44:14

21	MOODLEY,Ruche	SMC R. T. ROTEK					
	RSA	P.Vmax: 13		T. Ideal: 01:51,931			
Lap	Time	Sector 1	Sector 2	Sector 3	Sector 4	V.Max	Hour
1	FIRST LAP	00:35,342	00:29,667	00:26,031	00:31,541	135,28	13:23:29
2	01:53,452	00:27,270	00:29,212	00:25,743	00:31,227	163,64	13:25:23
3	01:53,202	00:27,206	00:28,892	00:25,421	00:31,683	164,05	13:27:16
4	01:52,660	00:27,099	00:28,949	00:25,288	00:31,324	156,52	13:29:09
5	01:52,279	00:26,714	00:28,915	00:25,155	00:31,495	161,60	13:31:01
6	01:52,427	00:26,826	00:28,840	00:25,425	00:31,336	163,22	13:32:53
7	01:53,290	00:27,330	00:28,968	00:25,326	00:31,666	152,11	13:34:47
8	01:53,288	00:27,239	00:28,867	00:25,552	00:31,630	155,02	13:36:40
9	01:53,313	00:26,997	00:29,165	00:25,370	00:31,781	160,00	13:38:33
10	01:53,361	00:27,607	00:28,835	00:25,513	00:31,406	155,02	13:40:27
11	01:53,542	00:27,246	00:28,929	00:25,549	00:31,818	153,19	13:42:20
12	01:53,902	00:27,378	00:28,914	00:25,607	00:32,003	152,11	13:44:14

22	AUSTIN,Ben R.	AUSTIN R.-VHC L. M.					
	GBR	P.Vmax: 19		T. Ideal: 01:53,697			
Lap	Time	Sector 1	Sector 2	Sector 3	Sector 4	V.Max	Hour
1	FIRST LAP	00:36,267	00:30,003	00:25,876	00:31,808	137,58	13:23:31
2	01:54,172	00:26,887	00:29,483	00:25,738	00:32,064	162,41	13:25:25
3	01:54,356	00:27,020	00:29,493	00:25,833	00:32,010	159,61	13:27:19
4	01:54,650	00:27,307	00:29,334	00:25,754	00:32,255	158,05	13:29:14
5	01:54,910	00:27,404	00:29,521	00:25,836	00:32,149	155,02	13:31:09
6	01:55,065	00:27,432	00:29,540	00:26,000	00:32,093	153,92	13:33:04
7	01:55,237	00:27,625	00:29,402	00:25,997	00:32,213	152,83	13:34:59
8	01:55,215	00:27,570	00:29,264	00:26,121	00:32,260	152,83	13:36:54
9	01:55,347	00:27,505	00:29,694	00:26,051	00:32,097	154,29	13:38:50
10	01:55,330	00:27,621	00:29,422	00:26,034	00:32,253	152,83	13:40:45
11	01:55,730	00:27,766	00:29,412	00:26,187	00:32,365	151,76	13:42:41
12	01:55,458	00:27,593	00:29,613	00:26,220	00:32,032	152,83	13:44:36

24	VAN TRIGT,Owen	FUERTES TEAM					
	NED	P.Vmax: 3		T. Ideal: 01:51,866			
Lap	Time	Sector 1	Sector 2	Sector 3	Sector 4	V.Max	Hour

1	FIRST LAP	00:35,867	00:29,857	00:26,070	00:31,451	134,44	13:23:30
2	01:52,524	00:26,531	00:29,008	00:25,747	00:31,238	168,31	13:25:22
3	01:52,519	00:26,557	00:28,934	00:25,688	00:31,340	164,89	13:27:15
4	01:52,612	00:26,672	00:29,126	00:25,389	00:31,425	164,47	13:29:08
5	01:52,700	00:26,726	00:28,967	00:25,560	00:31,447	157,28	13:31:00
6	01:53,235	00:27,204	00:29,200	00:25,491	00:31,340	156,52	13:32:54
7	01:52,917	00:26,845	00:28,962	00:25,450	00:31,660	159,21	13:34:46
8	01:53,496	00:27,562	00:28,793	00:25,640	00:31,501	150,00	13:36:40
9	01:53,474	00:27,034	00:29,144	00:25,633	00:31,663	161,19	13:38:33
10	01:53,111	00:27,057	00:28,934	00:25,594	00:31,526	161,60	13:40:27
11	01:54,058	00:27,544	00:29,342	00:25,626	00:31,546	151,76	13:42:21
12	01:53,324	00:27,250	00:28,708	00:25,632	00:31,734	156,14	13:44:14

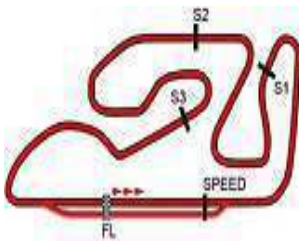
25	PEREz,Gonzalo	S.T. MONLAU R.					
	ESP	P.Vmax: 17		T. Ideal: 01:51,308			
Lap	Time	Sector 1	Sector 2	Sector 3	Sector 4	V.Max	Hour
1	FIRST LAP	00:33,855	00:28,770	00:25,141	00:31,317	129,60	13:23:26
2	01:51,791	00:26,424	00:28,871	00:25,345	00:31,151	159,61	13:25:18
3	01:51,669	00:26,610	00:28,707	00:25,158	00:31,194	159,61	13:27:09
4	01:53,535	00:27,165	00:29,020	00:25,407	00:31,943	156,14	13:29:03
5	01:52,374	00:26,818	00:29,030	00:25,321	00:31,205	161,19	13:30:55
6	01:52,720	00:26,606	00:29,296	00:25,646	00:31,172	163,22	13:32:48
7	01:52,302	00:26,886	00:28,937	00:25,160	00:31,319	156,14	13:34:40
8	01:52,066	00:27,021	00:28,646	00:25,235	00:31,164	154,29	13:36:32
9	01:51,655	00:26,580	00:28,592	00:25,241	00:31,242	156,52	13:38:24
10	01:52,824	00:27,796	00:28,650	00:25,193	00:31,185	159,61	13:40:17
11	01:51,764	00:26,451	00:28,618	00:25,287	00:31,408	162,00	13:42:08
12	01:52,685	00:26,635	00:28,912	00:25,677	00:31,461	156,52	13:44:01

26	OSUNA,J. Manuel	JEREZ AND. M. T					
	ESP	P.Vmax: 10		T. Ideal: 01:50,717			
Lap	Time	Sector 1	Sector 2	Sector 3	Sector 4	V.Max	Hour
1	FIRST LAP	00:34,239	00:28,917	00:25,384	00:31,225	131,44	13:23:26
2	01:51,638	00:26,345	00:28,897	00:25,268	00:31,128	161,60	13:25:18
3	01:51,179	00:25,990	00:28,767	00:25,392	00:31,030	164,47	13:27:09
4	01:53,472	00:26,932	00:29,007	00:25,462	00:32,071	157,66	13:29:03
5	01:52,291	00:26,467	00:29,024	00:25,583	00:31,217	161,19	13:30:55
6	01:52,893	00:26,489	00:29,520	00:25,589	00:31,295	161,19	13:32:48
7	01:52,258	00:26,858	00:28,882	00:25,480	00:31,038	158,05	13:34:40
8	01:52,105	00:27,092	00:28,653	00:25,282	00:31,078	155,02	13:36:32
9	01:51,734	00:26,697	00:28,503	00:25,194	00:31,340	158,44	13:38:24
10	01:52,270	00:26,444	00:29,014	00:25,377	00:31,435	163,22	13:40:16
11	01:52,375	00:26,982	00:28,674	00:25,531	00:31,188	158,44	13:42:09
12	01:52,234	00:26,228	00:29,040	00:25,531	00:31,435	162,00	13:44:01

27	SALMELA,Rico	LLINSUAL HMA R.					
	FIN	P.Vmax: 10		T. Ideal: 01:49,805			
Lap	Time	Sector 1	Sector 2	Sector 3	Sector 4	V.Max	Hour
1	FIRST LAP	00:33,455	00:28,724	00:25,081	00:30,816	129,08	13:23:25
2	01:51,193	00:26,525	00:28,890	00:25,064	00:30,714	161,19	13:25:16
3	01:51,596	00:26,668	00:28,595	00:25,443	00:30,890	164,47	13:27:08
4	01:51,231	00:26,899	00:28,980	00:24,894	00:30,458	162,41	13:28:59
5	01:50,617	00:26,457	00:28,430	00:24,955	00:30,775	164,05	13:30:49
6	01:50,705	00:26,638	00:28,300	00:25,211	00:30,556	161,19	13:32:40
7	01:51,199	00:26,756	00:28,338	00:25,169	00:30,936	157,66	13:34:31
8	01:51,283	00:26,949	00:28,426	00:25,363	00:30,545	155,77	13:36:23
9	01:50,261	00:26,268	00:28,185	00:25,058	00:30,750	160,00	13:38:13
10	01:51,864	00:27,072	00:28,885	00:25,171	00:30,736	155,40	13:40:05
11	01:51,786	00:26,811	00:28,677	00:25,449	00:30,849	160,00	13:41:57



CRONOCIRCUIT: crono@circuitricardotormo.com




CAMPEONATO DE ESPAÑA DE SUPERBIKE

ANALYSIS / SECTORS Carrera 1 Moto4

	12	01:51,406	00:26,659	00:28,613	00:25,176	00:30,958	159,61	13:43:48
34	GRAS,Eitan G.	AUSTIN R.- VHC L. M			P.Vmax: 15 T. Ideal: 01:50,870			
		URU						
Lap Time		Sector 1	Sector 2	Sector 3	Sector 4	V.Max	Hour	
1	FIRST LAP	00:33,334	00:28,855	00:25,207	00:30,773	128,57	13:23:25	
2	01:51,307	00:26,301	00:28,821	00:25,163	00:31,022	161,19	13:25:16	
3	01:51,493	00:26,726	00:28,633	00:25,287	00:30,847	163,64	13:27:08	
38	GUTIERREZ,Eduardo	APEX CARDOSO R.			P.Vmax: 3 T. Ideal: 01:51,663			
		ESP						
Lap Time		Sector 1	Sector 2	Sector 3	Sector 4	V.Max	Hour	
1	FIRST LAP	00:35,690	00:29,978	00:25,778	00:31,706	136,13	13:23:30	
2	01:52,824	00:26,789	00:29,009	00:25,742	00:31,284	164,05	13:25:23	
3	01:53,545	00:27,173	00:29,148	00:25,476	00:31,748	168,31	13:27:16	
4	01:52,426	00:26,993	00:28,842	00:25,423	00:31,168	162,00	13:29:09	
5	01:51,966	00:26,494	00:28,915	00:25,217	00:31,340	160,00	13:31:01	
6	01:52,618	00:26,436	00:28,942	00:25,488	00:31,752	165,73	13:32:53	
7	01:53,229	00:26,951	00:29,083	00:25,415	00:31,780	154,65	13:34:46	
8	01:53,322	00:27,266	00:28,866	00:25,519	00:31,671	151,40	13:36:40	
9	01:53,434	00:26,847	00:29,152	00:25,518	00:31,917	157,66	13:38:33	
10	01:53,990	00:28,002	00:29,124	00:25,391	00:31,473	153,92	13:40:27	
11	01:52,903	00:26,743	00:29,250	00:25,442	00:31,468	160,00	13:42:20	
12	01:53,819	00:27,081	00:29,094	00:25,610	00:32,034	153,92	13:44:14	
43	BRINTON,Amanuel D.	IGAXTEAM			P.Vmax: 1 T. Ideal: 01:51,239			
		GBR						
Lap Time		Sector 1	Sector 2	Sector 3	Sector 4	V.Max	Hour	
1	FIRST LAP	00:34,361	00:29,200	00:25,582	00:31,132	129,86	13:23:27	
2	01:51,384	00:26,191	00:28,740	00:25,312	00:31,141	168,75	13:25:18	
3	01:51,309	00:26,230	00:28,737	00:25,246	00:31,096	169,63	13:27:10	
4	01:52,938	00:26,286	00:29,280	00:25,475	00:31,897	166,15	13:29:03	
5	01:52,288	00:26,717	00:29,028	00:25,292	00:31,251	160,79	13:30:55	
6	01:52,213	00:26,608	00:29,062	00:25,215	00:31,328	159,61	13:32:47	
7	01:52,144	00:26,500	00:28,833	00:25,391	00:31,420	158,82	13:34:39	
8	01:52,324	00:26,699	00:28,935	00:25,325	00:31,365	159,61	13:36:32	
9	01:52,082	00:26,578	00:28,860	00:25,302	00:31,342	158,82	13:38:24	
10	01:52,479	00:26,641	00:29,038	00:25,386	00:31,414	159,21	13:40:16	
11	01:52,037	00:26,541	00:28,852	00:25,338	00:31,306	159,61	13:42:08	
12	01:52,579	00:26,620	00:29,101	00:25,394	00:31,464	158,82	13:44:01	
45	LONGARELA,Alex	IGAXTEAM			P.Vmax: 15 T. Ideal: 01:49,670			
		ESP						
Lap Time		Sector 1	Sector 2	Sector 3	Sector 4	V.Max	Hour	
1	FIRST LAP	00:32,652	00:28,548	00:25,031	00:31,033	125,83	13:23:24	
2	01:51,642	00:26,673	00:28,604	00:24,994	00:31,371	158,44	13:25:16	
3	01:51,643	00:26,770	00:28,450	00:25,214	00:31,209	156,90	13:27:07	
4	01:51,006	00:26,662	00:28,335	00:25,151	00:30,858	156,52	13:28:58	
5	01:50,860	00:26,601	00:28,349	00:24,877	00:31,033	156,90	13:30:49	
6	01:50,915	00:26,266	00:28,492	00:25,292	00:30,865	159,61	13:32:40	
7	01:51,218	00:26,605	00:28,272	00:25,274	00:31,067	157,28	13:34:31	
8	01:50,621	00:26,761	00:28,659	00:24,941	00:30,260	156,90	13:36:22	
9	01:50,790	00:26,657	00:28,267	00:25,006	00:30,860	163,64	13:38:13	
10	01:51,886	00:26,859	00:28,789	00:25,271	00:30,967	155,02	13:40:05	
11	01:51,706	00:26,888	00:28,611	00:25,279	00:30,928	156,14	13:41:56	
12	01:51,809	00:26,729	00:28,714	00:25,409	00:30,957	156,14	13:43:48	
47	TORRES,Antonio	JEREZ AND. M. T			P.Vmax: 17 T. Ideal: 01:52,644			
		ESP						
Lap Time		Sector 1	Sector 2	Sector 3	Sector 4	V.Max	Hour	

1	FIRST LAP	00:35,459	00:29,817	00:25,678	00:31,595	131,98	13:23:29	
2	01:52,882	00:26,655	00:29,128	00:25,506	00:31,593	163,22	13:25:22	
3	01:54,490	00:27,355	00:29,053	00:25,343	00:32,739	156,52	13:27:17	
4	02:03,060	00:27,351	00:30,190	00:26,649	00:38,870	152,11	13:29:20	
5	PIT	00:27,985	00:30,693	00:27,032	00:42,800	147,61	13:31:28	
51	URIARTE,Brian	S. T. MONLAU			P.Vmax: 5 T. Ideal: 01:49,830			
		ESP						
Lap Time		Sector 1	Sector 2	Sector 3	Sector 4	V.Max	Hour	
1	FIRST LAP	00:32,994	00:28,447	00:25,002	00:30,985	127,06	13:23:24	
2	01:51,461	00:26,644	00:28,668	00:24,971	00:31,178	162,81	13:25:16	
3	01:51,635	00:27,051	00:28,453	00:25,149	00:30,982	155,02	13:27:07	
4	01:51,178	00:26,734	00:28,457	00:25,240	00:30,747	155,40	13:28:58	
5	01:50,692	00:26,286	00:28,584	00:24,971	00:30,851	164,05	13:30:49	
6	01:50,847	00:26,580	00:28,303	00:25,020	00:30,944	157,66	13:32:40	
7	01:51,237	00:26,752	00:28,386	00:25,182	00:30,917	157,28	13:34:31	
8	01:50,828	00:26,926	00:28,542	00:24,801	00:30,559	156,52	13:36:22	
9	01:50,687	00:26,167	00:28,392	00:25,032	00:31,096	167,01	13:38:13	
10	01:51,844	00:26,752	00:28,955	00:25,278	00:30,859	156,52	13:40:05	
11	01:51,990	00:26,769	00:28,664	00:25,553	00:31,004	157,28	13:41:57	
12	01:51,480	00:26,469	00:28,608	00:25,255	00:31,148	161,19	13:43:48	
69	BUJOSA,Fernando	MALLORCA N. L.R.			P.Vmax: 5 T. Ideal: 01:50,831			
		ESP						
Lap Time		Sector 1	Sector 2	Sector 3	Sector 4	V.Max	Hour	
1	FIRST LAP	00:34,183	00:29,298	00:25,460	00:31,309	132,24	13:23:27	
2	01:51,829	00:26,458	00:29,016	00:25,233	00:31,122	163,64	13:25:19	
3	01:51,600	00:26,439	00:28,855	00:25,258	00:31,048	167,01	13:27:10	
4	01:52,495	00:26,476	00:28,884	00:25,473	00:31,662	167,01	13:29:03	
5	01:52,819	00:27,088	00:29,102	00:25,474	00:31,155	155,40	13:30:56	
6	01:52,471	00:26,512	00:29,055	00:25,724	00:31,180	164,89	13:32:48	
7	01:52,133	00:26,819	00:28,818	00:25,553	00:30,943	161,19	13:34:40	
8	01:52,374	00:27,215	00:28,658	00:25,380	00:31,121	151,76	13:36:33	
9	01:51,500	00:26,743	00:28,580	00:24,907	00:31,270	161,19	13:38:24	
10	01:52,708	00:27,155	00:28,542	00:25,526	00:31,485	164,47	13:40:17	
11	01:52,025	00:26,683	00:28,556	00:25,512	00:31,274	160,00	13:42:09	
12	01:52,670	00:26,534	00:28,795	00:25,675	00:31,666	163,64	13:44:02	
82	PERRONE,Valentin	H. MIR ARO J.T.			P.Vmax: 9 T. Ideal: 01:51,232			
		ARG						
Lap Time		Sector 1	Sector 2	Sector 3	Sector 4	V.Max	Hour	
1	FIRST LAP	00:34,174	00:29,092	00:25,452	00:31,085	133,33	13:23:27	
2	01:52,046	00:26,461	00:28,822	00:25,659	00:31,104	159,61	13:25:19	
3	01:51,649	00:26,271	00:28,628	00:25,537	00:31,213	164,89	13:27:10	
4	01:53,173	00:26,502	00:28,817	00:25,933	00:31,921	164,47	13:29:03	
5	01:52,155	00:26,704	00:28,890	00:25,390	00:31,171	160,79	13:30:56	
6	01:52,488	00:26,550	00:29,091	00:25,688	00:31,159	163,64	13:32:48	
7	01:52,397	00:27,126	00:28,727	00:25,599	00:30,945	158,05	13:34:40	
8	01:52,166	00:26,898	00:28,724	00:25,388	00:31,156	161,19	13:36:33	
9	01:55,979	00:26,642	00:29,264	00:25,636	00:34,437	160,79	13:38:29	
10	02:06,252	00:34,617	00:32,188	00:27,477	00:31,970	115,92	13:40:35	
11	01:56,715	00:27,783	00:29,863	00:26,500	00:32,569	151,05	13:42:32	
12	02:04,943	00:32,137	00:31,438	00:27,410	00:33,958	139,96	13:44:36	



Circuit de la C.Valenciana

12 - 13 SEPTIEMBRE 2020

Circuit de la C.Valenciana

Carrera 1 Moto4

LISTADO DEL CUADRANTE

	V1	V2	V3	V4	V5	V6	V7	V8	V9	V10	V11	V12
27 - SALMELA,Rico	45	51	51	19	51	51	51	19	45	51	45	27
11 - TORRES,Jesús	51	45	45	45	45	11	45	45	51	45	11	11
51 - URIARTE,Brian	27	19	19	11	27	45	27	51	19	11	27	51
19 - SOLA,Pol	34	27	27	51	19	27	11	11	27	27	51	19
45 - LONGARELA,Alex	19	34	11	27	11	19	19	27	11	19	19	45
43 - BRINTON,Amanuel D.	25	25	34	43	43	43	43	43	43	43	43	43
26 - OSUNA,J. Manuel	14	14	25	26	26	25	25	25	25	26	25	26
25 - PEREZ,Gonzalo	26	11	26	25	25	26	26	26	26	14	26	25
4 - GARCIA,David	82	26	43	69	14	82	69	82	69	25	4	4
69 - BUJOSA,Fernando	69	43	14	14	82	69	82	69	14	4	69	69
16 - HIDALGO,Uriel	43	82	82	82	69	14	14	14	4	69	16	16
14 - UCEDA,Ivan	11	69	69	4	4	4	4	4	16	16	14	14
24 - VAN TRIGT,Owen	17	4	4	16	16	16	16	16	82	24	21	24
38 - GUTIERREZ,Eduardo	16	16	16	24	24	38	24	10	21	21	38	38
21 - MOODLEY,Ruche	20	47	10	10	10	21	38	38	38	10	10	21
20 - ALSINA,Pau	4	20	24	21	38	10	21	21	10	38	24	20
10 - DUARTE,Alfonso	47	17	17	38	21	24	10	24	24	20	20	10
17 - ALOMAR,Pedro	21	10	21	20	20	20	20	20	20	82	82	17
22 - AUSTIN,Ben R.	10	24	20	17	17	17	17	17	17	17	17	22
82 - PERRONE,Valentin	38	38	38	22	22	22	22	22	22	22	22	82
8 - FOURTHOTIS,Marios	24	21	47	47	8	8	8	8	8	8	8	8
- DESCLASIFICADOS NO BANDER	22	22	22	8	47P							
47 - TORRES,Antonio	8	8	8									
34 - GRAS,Eitan G.												
12 - DONOSO,Adriano												

Presidente del Jurado

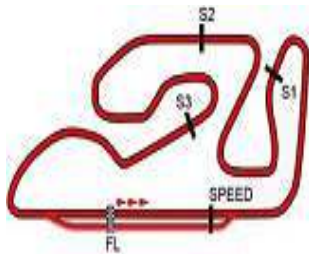
Director de Carrera

Cronometrador



CRONOCIRCUIT: crono@circuitricardotormo.com

MasterTiming, sistemas y productos de cronometraje profesional- By Eventronic Tech. Tel: 965 28 21 84 Alicante - www.mastertiming.es -



Circuit de la C.Valenciana

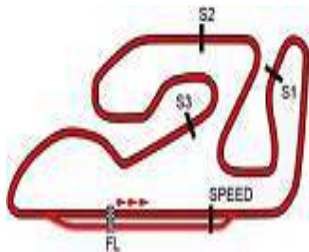
CAMPEONATO DE ESPAÑA DE SUPERBIKE

Análisis por vuelta Carrera 1 Moto4

Lap: 1			Lap: 2			Lap: 3			Lap: 4			Lap: 5			Lap: 6			Lap: 7			Lap: 8			Lap: 9			Lap: 10								
Num	Tiempo	GAP	Num	Tiempo	GAP	Num	Tiempo	GAP	Num	Tiempo	GAP	Num	Tiempo	GAP	Num	Tiempo	GAP	Num	Tiempo	GAP	Num	Tiempo	GAP	Num	Tiempo	GAP	Num	Tiempo	GAP						
45	FIRST LAP		51	01:51,461		51	01:51,635		19	01:50,906		51	01:50,692		51	01:50,847		51	01:51,237		51	01:51,237		45	01:50,790		45	01:50,687	0,034	45	01:50,790		45	01:50,790	
51	FIRST LAP	0,164	45	01:51,642	0,017	45	01:51,643	0,025	45	01:51,006	0,020	45	01:51,006	0,020	4	01:52,098	10,485	4	01:52,387	10,836	4	01:52,387	10,836	16	01:50,687	0,034	16	01:50,687	0,034	16	01:50,687	0,034	16	01:50,687	0,034
27	FIRST LAP	0,812	19	01:50,869	0,168	19	01:51,572	0,105	11	01:50,646	0,070	11	01:50,646	0,070	16	01:52,387	10,836	16	01:52,387	10,836	19	01:51,162	0,118	19	01:51,162	0,118	19	01:51,162	0,118	19	01:51,162	0,118			
34	FIRST LAP	0,905	27	01:51,193	0,380	27	01:51,596	0,341	51	01:51,178	0,167	51	01:51,178	0,167	38	01:52,618	13,290	38	01:52,618	13,290	38	01:52,618	13,290	38	01:52,618	13,290	38	01:52,618	13,290	38	01:52,618	13,290			
19	FIRST LAP	0,924	34	01:51,307	0,587	34	01:51,596	0,341	27	01:51,231	0,561	27	01:51,231	0,561	21	01:52,427	13,360	21	01:52,427	13,360	21	01:52,427	13,360	21	01:52,427	13,360	21	01:52,427	13,360	21	01:52,427	13,360			
25	FIRST LAP	1,819	25	01:51,791	1,985	25	01:51,891	0,435	11	01:50,452	2,179	11	01:50,452	2,179	21	01:52,427	13,360	21	01:52,427	13,360	21	01:52,427	13,360	21	01:52,427	13,360	21	01:52,427	13,360	21	01:52,427	13,360			
14	FIRST LAP	1,863	14	01:51,825	2,063	14	01:51,572	0,105	26	01:52,495	4,639	26	01:52,495	4,639	20	01:52,760	13,904	20	01:52,760	13,904	20	01:52,760	13,904	20	01:52,760	13,904	20	01:52,760	13,904	20	01:52,760	13,904			
26	FIRST LAP	2,501	11	01:50,452	2,179	11	01:49,891	0,435	14	01:52,906	4,691	14	01:52,906	4,691	17	01:54,939	19,302	17	01:54,939	19,302	17	01:54,939	19,302	17	01:54,939	19,302	17	01:54,939	19,302	17	01:54,939	19,302			
82	FIRST LAP	2,539	26	01:51,638	2,514	26	01:51,638	2,514	82	01:53,173	5,136	82	01:53,173	5,136	8	01:57,284	39,112	8	01:57,284	39,112	8	01:57,284	39,112	8	01:57,284	39,112	8	01:57,284	39,112	8	01:57,284	39,112			
69	FIRST LAP	2,986	43	01:51,384	2,770	43	01:51,384	2,770	4	01:52,499	7,805	4	01:52,499	7,805	22	01:55,065	23,866	22	01:55,065	23,866	22	01:55,065	23,866	22	01:55,065	23,866	22	01:55,065	23,866						
43	FIRST LAP	3,011	82	01:52,046	2,960	82	01:52,046	2,960	16	01:52,814	8,285	16	01:52,814	8,285	8	01:57,284	39,112	8	01:57,284	39,112	8	01:57,284	39,112	8	01:57,284	39,112									
11	FIRST LAP	3,352	69	01:51,829	3,190	69	01:51,829	3,190	24	01:52,612	9,365	24	01:52,612	9,365	22	01:55,065	23,866	22	01:55,065	23,866	22	01:55,065	23,866	22	01:55,065	23,866									
17	FIRST LAP	4,454	4	01:52,092	5,383	4	01:52,092	5,383	10	01:53,230	9,856	10	01:53,230	9,856	26	01:52,258	9,018	26	01:52,258	9,018	26	01:52,258	9,018	26	01:52,258	9,018									
16	FIRST LAP	4,564	16	01:52,673	5,612	16	01:52,673	5,612	38	01:52,426	10,412	38	01:52,426	10,412	69	01:52,133	9,119	69	01:52,133	9,119	69	01:52,133	9,119	69	01:52,133	9,119									
20	FIRST LAP	4,837	47	01:52,882	6,542	47	01:52,882	6,542	20	01:52,820	10,787	20	01:52,820	10,787	82	01:52,397	9,233	82	01:52,397	9,233	82	01:52,397	9,233	82	01:52,397	9,233									
4	FIRST LAP	4,916	20	01:53,336	6,548	20	01:53,336	6,548	17	01:54,018	11,709	17	01:54,018	11,709	14	01:52,124	9,454	14	01:52,124	9,454	14	01:52,124	9,454	14	01:52,124	9,454									
47	FIRST LAP	5,285	17	01:53,731	6,560	17	01:53,731	6,560	47	02:03,060	21,446	47	02:03,060	21,446	4	01:51,897	11,145	4	01:51,897	11,145	4	01:51,897	11,145	4	01:51,897	11,145									
21	FIRST LAP	5,317	10	01:52,991	6,780	10	01:52,991	6,780	8	01:57,749	26,397	8	01:57,749	26,397	16	01:51,825	11,424	16	01:51,825	11,424	16	01:51,825	11,424	16	01:51,825	11,424									
10	FIRST LAP	5,414	24	01:52,524	6,880	24	01:52,524	6,880	26	01:52,291	5,951	26	01:52,291	5,951	24	01:52,917	15,274	24	01:52,917	15,274	24	01:52,917	15,274	24	01:52,917	15,274									
38	FIRST LAP	5,888	38	01:52,824	7,087	38	01:52,824	7,087	11	01:51,379	0,590	11	01:51,379	0,590	38	01:53,229	15,282	38	01:53,229	15,282	38	01:53,229	15,282	38	01:53,229	15,282									
24	FIRST LAP	5,981	21	01:53,452	7,144	21	01:53,452	7,144	43	01:52,288	5,800	43	01:52,288	5,800	21	01:53,290	15,413	21	01:53,290	15,413	21	01:53,290	15,413	21	01:53,290	15,413									
22	FIRST LAP	6,690	22	01:54,172	9,237	22	01:54,172	9,237	17	01:54,650	15,597	17	01:54,650	15,597	10	01:53,398	15,530	10	01:53,398	15,530	10	01:53,398	15,530	10	01:53,398	15,530									
8	FIRST LAP	8,152	8	01:57,096	13,623	8	01:57,096	13,623	47	02:03,060	21,446	47	02:03,060	21,446	25	01:55,302	8,996	25	01:55,302	8,996	25	01:55,302	8,996	25	01:55,302	8,996									



CRONOCIRCUIT: crono@circuitricardotormo.com



Circuit de la C.Valenciana

CAMPEONATO DE ESPAÑA DE SUPERBIKE

Análisis por vuelta Carrera 1 Moto4

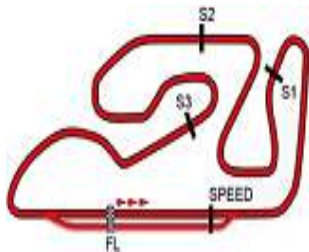
38	01:53,990	22,669
20	01:53,853	22,972
82	02:06,252	30,271
17	01:55,222	35,748
22	01:55,330	40,399
8	01:57,892	01:04,3

Lap: 11

Num	Tiempo	GAP
45	01:51,706	
11	01:51,819	0,167
27	01:51,786	0,260
51	01:51,990	0,276
19	01:51,778	0,327
43	01:52,037	11,922
25	01:51,764	12,232
26	01:52,375	12,429
4	01:51,936	12,515
69	01:52,025	12,653
16	01:51,907	13,187
14	01:55,460	15,591
21	01:53,542	23,844
38	01:52,903	23,858
10	01:53,315	23,888
24	01:54,058	24,340
20	01:53,286	24,544
82	01:56,715	35,272
17	01:55,039	39,073
22	01:55,730	44,415
8	01:57,707	01:10,3

Lap: 12

Num	Tiempo	GAP
27	01:51,406	
11	01:51,583	0,084
51	01:51,480	0,090
19	01:51,448	0,109
45	01:51,809	0,143
43	01:52,579	12,835
26	01:52,234	12,997
25	01:52,685	13,251
4	01:52,726	13,575
69	01:52,670	13,657
16	01:52,222	13,743
14	01:53,116	17,041
24	01:53,324	25,998
38	01:53,819	26,011
21	01:53,902	26,080
20	01:53,499	26,377
10	01:54,916	27,138
17	01:56,321	43,728
22	01:55,458	48,207
82	02:04,943	48,549
8	01:57,361	01:16,0



Circuit de la C.Valenciana

CAMPEONATO DE ESPAÑA DE SUPERBIKE

Velocidades máximas Carrera 1 Moto4

Name	Country/Res	Brand	Best 5 max. speed					Media	Max.
43 BRINTON,Amanuel D.	GBR	BEON	169,6	168,8	166,2	160,8	159,6	165,0	169,6
14 UCEDA,Ivan	ESP	BEON	169,2	166,6	166,2	165,7	165,7	166,7	169,2
38 GUTIERREZ,Eduardo	ESP		168,3	165,7	164,1	162,0	160,0	164,0	168,3
24 VAN TRIGT,Owen	NED	BEON	168,3	164,9	164,5	161,6	161,2	164,1	168,3
69 BUJOSA,Fernando	ESP	MIR Racing	167,0	167,0	164,9	164,5	163,6	165,4	167,0
51 URIARTE,Brian	ESP	BEON	167,0	164,1	162,8	161,2	157,7	162,5	167,0
19 SOLA,Pol	ESP	BEON	166,2	164,9	162,0	161,6	160,8	163,1	166,2
11 TORRES,Jesús	ESP	BEON	165,3	163,6	163,2	162,4	162,0	163,3	165,3
82 PERRONE,Valentin	ARG	MIR Racing	164,9	164,5	163,6	161,2	160,8	163,0	164,9
27 SALMELA,Rico	FIN	BEON	164,5	164,1	162,4	161,2	161,2	162,7	164,5
26 OSUNA,J. Manuel	ESP		164,5	163,2	162,0	161,6	161,2	162,5	164,5
10 DUARTE,Alfonso	POR	BEON	164,5	163,6	161,6	160,4	160,4	162,1	164,5
4 GARCIA,David	ESP	Corse	164,1	162,4	162,0	162,0	158,8	161,9	164,1
21 MOODLEY,Ruche	RSA	Rotek	164,1	163,6	163,2	161,6	160,0	162,5	164,1
45 LONGARELA,Alex	ESP	BEON	163,6	159,6	158,4	157,3	156,9	159,2	163,6
34 GRAS,Eitan G.	URU	Corse	163,6	161,2	128,6			151,1	163,6
25 PEREz,Gonzalo	ESP	BEON	163,2	162,0	161,2	159,6	159,6	161,1	163,2
47 TORRES,Antonio	ESP		163,2	156,5	152,1	147,6	132,0	150,3	163,2
22 AUSTIN,Ben R.	GBR	Corse	162,4	159,6	158,0	155,0	154,3	157,9	162,4
16 HIDALGO,Uriel	ESP	BEON	161,6	161,6	160,8	159,6	158,8	160,5	161,6
20 ALSINA,Pau	ESP		160,4	159,2	158,8	158,4	158,4	159,1	160,4
17 ALOMAR,Pedro	ESP	Corse	157,7	156,9	156,5	156,1	152,8	156,0	157,7
8 FOURTHIOTIS,Marios	GRE	Rotek	154,7	152,5	150,0	149,0	148,6	150,9	154,7



CRONOCIRCUIT: crono@circuitricardotormo.com