



Supersport CAMPEONATO DE ESPAÑA DE SUPERBIKE

Warm-up

Classification

Nr.	Rider	Nat	Team	Bike		Time	Lap Total	Gap	Kph
1	18 Aleix VIU COTOLI	ESP	EASYRACE TEAM	YAMAHA	Supersport	1:47.238	5 5	-	155.3
2	33 Daniel VALLE MUÑOZ	ESP	SP57 RACING TEAM	YAMAHA	Supersport	1:47.277	4 5	+0.039	155.3
3	10 David SANCHIS MARTINEZ	ESP	H43 TEAM NOBBY-TALASUR-BLUMAQ	YAMAHA	Supersport	1:47.301	6 6	+0.063	155.2
4	43 Simon JESPERSEN	DEN	MDS RACING	HONDA	Open600	1:47.644	6 6	+0.406	154.7
5	74 Ferran CASAS PENDON	ESP	MDR SPAIN CIRCUITS	YAMAHA	Supersport	1:47.979	3 6	+0.741	154.3
6	7 Kyle David SMITH	GBR	DR7 HMAX	YAMAHA	Supersport	1:48.498	4 6	+1.260	153.5
7	55 Alex TOLEDO ROMERO	ESP	MRE TALENT	YAMAHA	Supersport	1:48.542	4 6	+1.304	153.5
8	27 Alex BORNER PAMIES	GER	EASYRACE TEAM	YAMAHA	Supersport	1:48.653	4 6	+1.415	153.3
9	15 Thomas SIGVARTSEN	NOR	H43 TEAM NOBBY	YAMAHA	Supersport	1:48.775	6 6	+1.537	153.1
10	95 Vertti TAKALA	FIN	KALLIO RACING JUNIOR TEAM	YAMAHA	Supersport	1:48.788	5 5	+1.550	153.1
11	9 Francisco GOMEZ REQUENA	ESP	GM FUEL - VRC TEAM	YAMAHA	Open600	1:48.884	6 6	+1.646	153.0
12	57 Kenny KOSKINEN	FIN	KALLIO RACING JUNIOR TEAM	YAMAHA	Supersport	1:48.933	4 5	+1.695	152.9
13	48 Nii ROIG MARTINEZ	ESP	GASSS RACING TEAM	YAMAHA	Open600	1:49.089	5 5	+1.851	152.7
14	12 Borja GOMEZ RUS	ESP	POLI-SPORT RACING	YAMAHA	Supersport	1:49.504	6 6	+2.266	152.1
15	19 Joan DIAZ CORBELLA	ESP	H43 TEAM NOBBY-TALASUR-BLUMAQ	YAMAHA	Supersport	1:49.612	6 6	+2.374	152.0
16	71 Kimi PATOVA	FIN	RAM RACING YAMAHA	YAMAHA	Supersport	1:49.807	5 6	+2.569	151.7
17	52 Guillem ERILL TRALLERO	ESP	DEZA - ISMABON RACING TEAM	KAWASAKI	Supersport	1:50.012	5 5	+2.774	151.4
18	49 Alex PEREZ VIADEL	ESP	DR7 HMAX	YAMAHA	Open600	1:50.357	5 5	+3.119	150.9
19	64 Davide FABRI	ITA	H43 TEAM NOBBY-TALASUR-BLUMAQ	YAMAHA	Supersport	1:50.448	6 6	+3.210	150.8
20	91 Mihail FLOROV	BUL	YAMAHA STRATOS	YAMAHA	Supersport	1:51.125	4 5	+3.887	149.9
21	93 Mathias POULSEN	DEN	MDS RACING	HONDA	Open600	1:51.331	6 6	+4.093	149.6
22	29 Juan Jose NUÑEZ SANCHEZ	ESP	SP57 RACING TEAM	YAMAHA	Open600	1:51.405	5 5	+4.167	149.5
23	41 Alexis GONZALEZ CIO	ESP	XCTECH	YAMAHA	Supersport	1:51.609	4 5	+4.371	149.2
24	21 Eduardo MONTERO HUERTA	ESP	DR7 HMAX	YAMAHA	Open600	1:52.308	5 5	+5.070	148.3
25	25 Jamie DAVIS	GBR	PINAMOTO RS	YAMAHA	Open600	1:52.576	5 5	+5.338	148.0
26	97 Laurence EDGELEY	GBR	TEAM EDGE RST RACING	YAMAHA	Open600	1:52.694	3 5	+5.456	147.8
27	81 Felix NASSI	FIN	MDR SPAIN CIRCUITS	YAMAHA	Supersport	1:53.032	2 4	+5.794	147.4
28	45 Juan Manuel SOTO PEREZ	ESP	PINAMOTO RS	YAMAHA	Open600	1:58.076	5 5	+10.838	141.1
29	77 Andrea SIBAJA MORENO	ESP	DEZA-ISMABON RACING TEAM	KAWASAKI	Open600				
30	99 Oscar GUTIERREZ IGLESIAS	ESP	ANDOTRANS TEAM TORRENTÓ	YAMAHA	Supersport				

Fastest Lap	Lap 5	Aleix VIU COTOLI	1:47.238	155.3 Kph
--------------------	-------	------------------	-----------------	-----------

Published at:

Track Status: **DRY**

Race Director:	Timekeeper:
-----------------------	--------------------



Supersport CAMPEONATO DE ESPAÑA DE SUPERBIKE

Warm-up

Best Sector Times

SECTOR 1			SECTOR 2			SECTOR 3				
Pos	Rider	Time	Rider	Time	Rider	Time	Pos	Rider	Ideal Lap	Best Lap
1	43 S.JESPERSEN	19.240	18 A.VIU COTOLI	33.245	18 A.VIU COTOLI	22.208	1	10 D.SANCHIS MARTINEZ	1:47.216	1:47.301 (3)
2	10 D.SANCHIS MARTINEZ	19.292	33 D.VALLE MUÑOZ	33.250	10 D.SANCHIS MARTINEZ	22.244	2	18 A.VIU COTOLI	1:47.218	1:47.238 (1)
3	33 D.VALLE MUÑOZ	19.299	74 F.CASAS PENDON	33.271	43 S.JESPERSEN	22.280	3	33 D.VALLE MUÑOZ	1:47.236	1:47.277 (2)
4	18 A.VIU COTOLI	19.447	10 D.SANCHIS MARTINEZ	33.279	33 D.VALLE MUÑOZ	22.355	4	43 S.JESPERSEN	1:47.644	1:47.644 (4)
5	95 V.TAKALA	19.527	43 S.JESPERSEN	33.458	74 F.CASAS PENDON	22.356	5	74 F.CASAS PENDON	1:47.731	1:47.979 (5)
6	74 F.CASAS PENDON	19.528	7 K.SMITH	33.484	48 N.ROIG MARTINEZ	22.524	6	7 K.SMITH	1:48.247	1:48.498 (6)
7	48 N.ROIG MARTINEZ	19.551	15 T.SIGVARTSEN	33.523	9 F.GOMEZ REQUENA	22.541	7	55 A.TOLEDO ROMERO	1:48.432	1:48.542 (7)
8	7 K.SMITH	19.551	57 K.KOSKINEN	33.561	27 A.BORNER PAMIES	22.566	8	27 A.BORNER PAMIES	1:48.576	1:48.653 (8)
9	27 A.BORNER PAMIES	19.567	55 A.TOLEDO ROMERO	33.572	7 K.SMITH	22.602	9	57 K.KOSKINEN	1:48.701	1:48.933 (12)
10	55 A.TOLEDO ROMERO	19.578	95 V.TAKALA	33.646	12 B.GOMEZ RUS	22.614	10	15 T.SIGVARTSEN	1:48.775	1:48.775 (9)
11	9 F.GOMEZ REQUENA	19.616	27 A.BORNER PAMIES	33.677	19 J.DIAZ CORBELLA	22.628	11	95 V.TAKALA	1:48.788	1:48.788 (10)
12	57 K.KOSKINEN	19.618	12 B.GOMEZ RUS	33.800	95 V.TAKALA	22.641	12	9 F.GOMEZ REQUENA	1:48.853	1:48.884 (11)
13	49 A.PEREZ VIADEL	19.738	71 K.PATOVA	33.856	15 T.SIGVARTSEN	22.652	13	48 N.ROIG MARTINEZ	1:49.089	1:49.089 (13)
14	15 T.SIGVARTSEN	19.741	9 F.GOMEZ REQUENA	33.906	71 K.PATOVA	22.656	14	12 B.GOMEZ RUS	1:49.262	1:49.504 (14)
15	71 K.PATOVA	19.863	19 J.DIAZ CORBELLA	33.911	55 A.TOLEDO ROMERO	22.657	15	19 J.DIAZ CORBELLA	1:49.354	1:49.612 (15)
16	93 M.POULSEN	19.865	64 D.FABRI	33.946	57 K.KOSKINEN	22.671	16	71 K.PATOVA	1:49.630	1:49.807 (16)
17	12 B.GOMEZ RUS	19.873	48 N.ROIG MARTINEZ	34.038	64 D.FABRI	22.860	17	64 D.FABRI	1:50.277	1:50.448 (19)
18	19 J.DIAZ CORBELLA	19.888	93 M.POULSEN	34.171	29 J.NUÑEZ SANCHEZ	23.025	18	49 A.PEREZ VIADEL	1:50.287	1:50.357 (18)
19	64 D.FABRI	19.938	49 A.PEREZ VIADEL	34.284	97 L.EDGELEY	23.042	19	93 M.POULSEN	1:50.981	1:51.331 (21)
20	29 J.NUÑEZ SANCHEZ	19.943	97 L.EDGELEY	34.310	91 M.FLOROV	23.046	20	91 M.FLOROV	1:51.103	1:51.125 (20)
21	97 L.EDGELEY	20.015	91 M.FLOROV	34.459	81 F.NASSI	23.070	21	29 J.NUÑEZ SANCHEZ	1:51.270	1:51.405 (22)
22	41 A.GONZALEZ CIO	20.053	29 J.NUÑEZ SANCHEZ	34.474	49 A.PEREZ VIADEL	23.100	22	41 A.GONZALEZ CIO	1:51.431	1:51.609 (23)
23	25 J.DAVIS	20.132	41 A.GONZALEZ CIO	34.506	41 A.GONZALEZ CIO	23.127	23	97 L.EDGELEY	1:51.690	1:52.694 (26)
24	91 M.FLOROV	20.180	21 E.MONTERO HUERTA	34.723	21 E.MONTERO HUERTA	23.205	24	21 E.MONTERO HUERTA	1:52.189	1:52.308 (24)
25	21 E.MONTERO HUERTA	20.314	25 J.DAVIS	34.853	93 M.POULSEN	23.211	25	25 J.DAVIS	1:52.576	1:52.576 (25)
26	81 F.NASSI	20.572	81 F.NASSI	35.374	25 J.DAVIS	23.442	26	81 F.NASSI	1:52.619	1:53.032 (27)
27	45 J.SOTO PEREZ	20.955	45 J.SOTO PEREZ	36.463	45 J.SOTO PEREZ	24.508	27	45 J.SOTO PEREZ	1:57.942	1:58.076 (28)



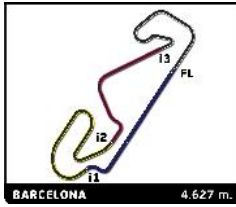
Supersport

CAMPEONATO DE ESPAÑA DE SUPERBIKE

After Warm-up

Event maximum speed

Rider	Team	Bike	Class	T. Speed	Lap	Session
10 David SANCHIS MARTINEZ	H43 TEAM NOBBY-TALASUR-BLUMAQ	YAMAHA	Superspc	274.1	5	Carrera 1
43 Simon JESPERSEN	MDS RACING	HONDA	Open600	274.1	3	Entrenamiento Cronometrado
27 Alex BORNER PAMIES	EASYRACE TEAM	YAMAHA	Superspc	272.0	2	Carrera 1
19 Joan DIAZ CORBELLA	H43 TEAM NOBBY-TALASUR-BLUMAQ	YAMAHA	Superspc	271.4	3	Entrenamiento Cronometrado
48 Nil ROIG MARTINEZ	GASSS RACING TEAM	YAMAHA	Open600	271.4	2	Carrera 1
49 Alex PEREZ VIADEL	DR7 HMAX	YAMAHA	Open600	269.3	5	Carrera 1
9 Francisco GOMEZ REQUENA	GM FUEL - VRC TEAM	YAMAHA	Open600	269.3	3	Carrera 1
71 Kimi PATOVA	RAM RACING YAMAHA	YAMAHA	Superspc	268.7	6	Carrera 1
74 Ferran CASAS PENDON	MDR SPAIN CIRCUITS	YAMAHA	Superspc	268.7	2	Carrera 1
33 Daniel VALLE MUÑOZ	SP57 RACING TEAM	YAMAHA	Superspc	268.0	9	Carrera 1
81 Felix NASSI	MDR SPAIN CIRCUITS	YAMAHA	Superspc	267.3	3	Entrenamiento Cronometrado
12 Borja GOMEZ RUS	POLI-SPORT RACING	YAMAHA	Superspc	266.0	2	Carrera 1
18 Aleix VIU COTOLI	EASYRACE TEAM	YAMAHA	Superspc	266.0	3	Entrenamiento Cronometrado
41 Alexis GONZALEZ CIO	XCTECH	YAMAHA	Superspc	266.0	2	Carrera 1
97 Laurence EDGELEY	TEAM EDGE RST RACING	YAMAHA	Open600	266.0	3	Carrera 1
55 Alex TOLEDO ROMERO	MRE TALENT	YAMAHA	Superspc	265.4	4	Warm-up
7 Kyle David SMITH	DR7 HMAX	YAMAHA	Superspc	265.4	10	Carrera 1
95 Vertti TAKALA	KALLIO RACING JUNIOR TEAM	YAMAHA	Superspc	265.4	5	Warm-up
99 Oscar GUTIERREZ IGLESIAS	ANDOTRANS TEAM TORRENTÓ	YAMAHA	Superspc	265.4	2	Carrera 1
29 Juan Jose NUÑEZ SANCHEZ	SP57 RACING TEAM	YAMAHA	Open600	264.7	2	Carrera 1
52 Guillem ERILL TRALLERO	DEZA - ISMABON RACING TEAM	KAWASAKI	Superspc	264.1	10	Carrera 1
93 Mathias POULSEN	MDS RACING	HONDA	Open600	264.1	4	Warm-up
64 Davide FABRI	H43 TEAM NOBBY-TALASUR-BLUMAQ	YAMAHA	Superspc	263.4	3	Entrenamiento Cronometrado
21 Eduardo MONTERO HUERTA	DR7 HMAX	YAMAHA	Open600	262.1	2	Carrera 1
15 Thomas SIGVARTSEN	H43 TEAM NOBBY	YAMAHA	Superspc	260.9	4	Entrenamiento Cronometrado
57 Kenny KOSKINEN	KALLIO RACING JUNIOR TEAM	YAMAHA	Superspc	260.9	5	Entrenamiento Cronometrado
91 Mihail FLOROV	YAMAHA STRATOS	YAMAHA	Superspc	257.8	2	Carrera 1
25 Jamie DAVIS	PINAMOTO RS	YAMAHA	Open600	257.1	4	Warm-up
45 Juan Manuel SOTO PEREZ	PINAMOTO RS	YAMAHA	Open600	251.7	3	Entrenamiento Cronometrado

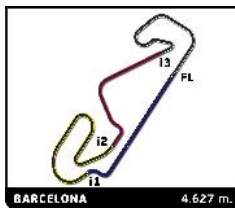


Supersport CAMPEONATO DE ESPAÑA DE SUPERBIKE

Warm-up

Fastest Lap Sequence

Practice Time	Rider	Team	Bike	Class	Time	Kph	Lap
3:49.808	19 Joan DIAZ CORBELLA	H43 TEAM NOBBY TALASUR-BLUMAQ	YAMAHA	Supersport	1:52.176	148.5	2
3:49.863	15 Thomas SIGVARTSEN	H43 TEAM NOBBY	YAMAHA	Supersport	1:50.654	150.5	2
3:58.309	43 Simon JESPERSEN	MDS RACING	HONDA	Open600	1:50.175	151.2	2
3:58.993	74 Ferran CASAS PENDON	MDR SPAIN CIRCUITS	YAMAHA	Supersport	1:49.194	152.5	2
4:00.665	10 David SANCHIS MARTINEZ	H43 TEAM NOBBY-TALASUR-BLUMAQ	YAMAHA	Supersport	1:48.272	153.8	2
5:46.972	74 Ferran CASAS PENDON	MDR SPAIN CIRCUITS	YAMAHA	Supersport	1:47.979	154.3	3
6:39.508	18 Aleix VIU COTOLI	EASYRACE TEAM	YAMAHA	Supersport	1:47.905	154.4	3
7:36.265	10 David SANCHIS MARTINEZ	H43 TEAM NOBBY-TALASUR-BLUMAQ	YAMAHA	Supersport	1:47.486	155.0	4
7:36.657	33 Daniel VALLE MUÑOZ	SP57 RACING TEAM	YAMAHA	Supersport	1:47.277	155.3	4
10:14.704	18 Aleix VIU COTOLI	EASYRACE TEAM	YAMAHA	Supersport	1:47.238	155.3	5



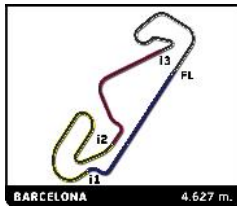
Supersport CAMPEONATO DE ESPAÑA DE SUPERBIKE

Warm-up

Analysis

Personal Best Session Best B Crossing the finish line in pit lane

Lap	Time	Sector 1	Sector 2	Sector 3	Kph	Elapsed	Lap	Time	Sector 1	Sector 2	Sector 3	Kph	Elapsed	
7	Kyle David SMITH GBR DR7 HMAX YAMAHA							1	1:57.632	24.198	35.954	23.623	137.2	1:57.632
	1	2:28.408	53.801	36.619	23.350	108.8	2	1:52.176	20.489	34.863	23.134	148.5	3:49.808	
	2	1:50.173	19.994	34.564	22.737	151.2	3	1:51.118	20.688	34.490	22.820	149.9	5:40.926	
	3	1:48.587	19.859	33.504	22.614	153.4	4	1:49.723	20.067	34.101	22.628	151.8	7:30.649	
	4	1:48.498	19.648	33.484	22.745	153.5	5	1:49.788	19.956	34.113	22.643	151.7	9:20.437	
	5	1:48.759	19.581	33.507	22.639	153.2	6	1:49.612	19.888	33.911	22.744	152.0	11:10.049	
	6	1:48.601	19.551	33.673	22.602	153.4								
9	Francisco GOMEZ REQUENA ESP GM FUEL - VRC TEAM YAMAHA							1	2:07.238	32.086	36.521	24.609	126.9	2:07.238
	2	1:52.199	20.091	34.896	23.473	148.5	2	1:56.390	21.500	36.338	23.878	143.1	4:43.451	
	3	1:49.918	19.705	34.223	22.659	151.5	3	1:52.763	20.633	34.833	23.350	147.7	6:36.214	
	4	1:49.714	19.760	34.114	22.851	151.8	4	1:52.722	20.595	34.805	23.205	147.8	8:28.936	
	5	1:49.831	19.616	34.008	22.541	151.7	5	1:52.308	20.314	34.723	23.253	148.3	10:21.244	
	6	1:48.884	19.620	33.906	22.568	153.0								
10	David SANCHIS MARTINEZ ESP H43 TEAM NOBBY-TALASUR-BLUMAG YAMAHA							1	2:12.393	38.577	36.566	23.259	121.9	2:12.393
	2	1:48.272	19.630	33.648	22.396	153.8	2	1:55.442	21.214	36.042	23.767	144.3	4:23.403	
	3	1:48.114	19.446	33.644	22.313	154.1	3	1:53.706	20.635	35.243	23.567	146.5	6:17.109	
	4	1:47.486	19.354	33.296	22.244	155.0	4	1:53.142	20.179	35.022	23.654	147.2	8:10.251	
	5	1:47.721	19.292	33.323	22.609	154.6	5	1:52.576	20.132	34.853	23.442	148.0	10:02.827	
	6	1:47.301	19.296	33.279	22.325	155.2								
12	Borja GOMEZ RUS ESP POLI-SPORT RACING YAMAHA							1	2:30.406	52.070	39.703	24.129	107.3	2:30.406
	2	1:52.184	19.988	34.896	23.238	148.5	2	1:52.350	21.492	36.117	23.571	144.5	4:22.603	
	3	1:49.774	20.146	33.967	22.686	151.7	3	1:52.350	19.943	34.877	23.324	148.3	6:15.953	
	4	1:49.643	20.099	33.817	22.614	151.9	4	1:53.002	20.145	34.987	24.042	147.4	8:08.955	
	5	1:49.815	19.988	33.807	22.761	151.7	5	1:51.405	19.960	34.474	23.025	149.5	10:00.360	
	6	1:49.504	19.873	33.800	22.709	152.1								
15	Thomas SIGVARTSEN NOR H43 TEAM NOBBY YAMAHA							1	1:59.209	25.933	35.669	23.532	135.4	1:59.209
	2	1:50.654	20.273	34.012	22.969	150.5	2	1:50.688	20.796	33.971	22.809	150.5	3:49.863	
	3	1:50.688	20.796	33.971	22.809	150.5	3	1:49.372	19.922	33.756	22.769	152.3	5:40.551	
	4	1:49.372	19.922	33.756	22.769	152.3	4	1:48.948	19.756	33.563	22.760	152.9	7:29.923	
	5	1:48.948	19.756	33.563	22.760	152.9	5	1:48.775	19.741	33.523	22.652	153.1	9:18.871	
	6	1:48.775	19.741	33.523	22.652	153.1	6						11:07.646	
18	Aleix VIU COTOLI ESP EASYRACE TEAM YAMAHA							1	3:03.072	1:32.507	34.489	22.913	88.2	3:03.072
	2	1:48.531	19.798	33.499	22.445	153.5	2	1:48.531	19.798	33.499	22.445	153.5	4:51.603	
	3	1:47.905	19.596	33.353	22.379	154.4	3	1:47.905	19.596	33.353	22.379	154.4	6:39.508	
	4	1:47.958	19.447	33.254	22.581	154.3	4	1:47.958	19.447	33.254	22.581	154.3	8:27.466	
	5	1:47.238	19.467	33.245	22.208	155.3	5						10:14.704	
	6						6							
29	Juan Jose NUÑEZ SANCHEZ ESP SP57 RACING TEAM YAMAHA							1	2:28.353	47.937	38.116	25.053	108.8	2:28.353
	2	1:55.250	21.492	36.117	23.571	144.5	2	1:55.250	21.492	36.117	23.571	144.5	4:23.603	
	3	1:52.350	19.943	34.877	23.324	148.3	3	1:52.350	19.943	34.877	23.324	148.3	6:15.953	
	4	1:53.002	20.145	34.987	24.042	147.4	4	1:53.002	20.145	34.987	24.042	147.4	8:08.955	
	5	1:51.405	19.960	34.474	23.025	149.5	5	1:51.405	19.960	34.474	23.025	149.5	10:00.360	
	6						6							
33	Daniel VALLE MUÑOZ ESP SP57 RACING TEAM YAMAHA							1	2:12.819	39.147	36.439	23.504	121.5	2:12.819
	2	1:48.297	19.630	33.521	22.439	153.8	2	1:48.297	19.630	33.521	22.439	153.8	4:01.116	
	3	1:48.264	19.546	33.631	22.593	153.9	3	1:48.264	19.546	33.631	22.593	153.9	5:49.380	
	4	1:47.277	19.340	33.250	22.355	155.3	4	1:47.277	19.340	33.250	22.355	155.3	7:36.657	
	5	2:45.050B	19.299	33.418	22.833	100.9	5	2:45.050B	19.299	33.418	22.833	100.9	10:21.707	
	6						6							
41	Alexis GONZALEZ CIO ESP XCTECH YAMAHA							1	2:28.770	54.586	36.249	23.636	108.5	2:28.770
	2	1:53.401	20.633	35.606	23.207	146.9	2	1:53.401	20.633	35.606	23.207	146.9	4:22.171	
	3	1:51.805	20.176	34.680	23.204	149.0	3	1:51.805	20.176	34.680	23.204	149.0	6:13.976	
	4	1:51.609	20.053	34.506	23.127	149.2	4	1:51.609	20.053	34.506	23.127	149.2	8:05.585	
	5	2:03.579	20.231	41.702	25.376	134.8	5	2:03.579	20.231	41.702	25.376	134.8	10:09.164	
	6						6							



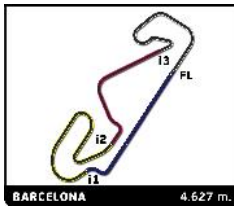
Supersport CAMPEONATO DE ESPAÑA DE SUPERBIKE

Warm-up

Analysis

■ Personal Best ■ Session Best ■ Crossing the finish line in pit lane

Lap	Time	Sector 1	Sector 2	Sector 3	Kph	Elapsed	Lap	Time	Sector 1	Sector 2	Sector 3	Kph	Elapsed	
43	Simon JESPERSEN DEN							4	1:48.933	19.649	33.677	22.717	152.9	8:46.870
	MDS RACING HONDA							5	1:49.202	19.618	33.561	22.694	152.5	10:36.072
1	2:08.134	34.652	35.353	23.497	126.0	2:08.134								
2	1:50.175	19.838	34.297	23.111	151.2	3:58.309								
3	1:48.583	19.435	33.651	22.662	153.4	5:46.892								
4	1:48.145	19.422	33.513	22.380	154.0	7:35.037								
5	1:49.556	19.333	34.006	23.459	152.0	9:24.593								
6	1:47.644	19.240	33.458	22.280	154.7	11:12.237								
45	Juan Manuel SOTO PEREZ ESP													
	PINAMOTO RS YAMAHA													
1	2:36.810	52.490	40.528	25.472	102.9	2:36.810								
2	1:59.816	21.765	36.733	24.693	139.0	4:36.626								
3	1:58.590	21.183	36.507	24.884	140.5	6:35.216								
4	2:02.822	21.176	40.817	24.738	135.6	8:38.038								
5	1:58.076	20.955	36.463	24.508	141.1	10:36.114								
48	Nil ROIG MARTINEZ ESP													
	GASSS RACING TEAM YAMAHA													
1	2:48.977	1:15.288	35.872	23.422	95.5	2:48.977								
2	1:51.716	20.078	34.694	23.170	149.1	4:40.693								
3	1:50.692	19.917	34.132	23.240	150.5	6:31.385								
4	1:49.930	19.800	34.203	22.665	151.5	8:21.315								
5	1:49.089	19.551	34.038	22.524	152.7	10:10.404								
49	Alex PEREZ VIADEL ESP													
	DR7 HMAX YAMAHA													
1	2:52.509	1:16.226	36.468	24.585	93.6	2:52.509								
2	1:52.234	20.136	34.829	23.520	148.4	4:44.743								
3	1:51.552	19.738	34.603	23.397	149.3	6:36.295								
4	1:56.217	20.659	38.486	23.436	143.3	8:32.512								
5	1:50.357	19.808	34.284	23.100	150.9	10:22.869								
52	Guillem ERILL TRALLERO ESP													
	DEZA - ISMABON RACING TEAM KAWASAKI													
1	3:01.536				88.9	3:01.536								
2	1:51.727				149.1	4:53.263								
3	1:50.857				150.3	6:44.120								
4	1:51.103				149.9	8:35.223								
5	1:50.012				151.4	10:25.235								
55	Alex TOLEDO ROMERO ESP													
	MRE TALENT YAMAHA													
1	2:07.295	31.978	36.492	24.592	126.8	2:07.295								
2	1:50.840	20.358	34.449	22.821	150.3	3:58.135								
3	1:49.181	19.868	33.785	22.871	152.6	5:47.316								
4	1:48.542	19.636	33.587	22.694	153.5	7:35.858								
5	1:50.917	19.578	33.804	22.800	150.2	9:26.775								
6	1:48.629	19.750	33.572	22.657	153.3	11:15.404								
57	Kenny KOSKINEN FIN													
	KALLIO RACING JUNIOR TEAM YAMAHA													
1	3:18.610	1:46.440	34.846	23.172	81.3	3:18.610								
2	1:49.904	19.917	33.913	23.096	151.6	5:08.514								
3	1:49.423	19.903	33.998	22.671	152.2	6:57.937								
64	Davide FABRI ITA													
	H43 TEAM NOBBY-TALASUR-BLUMAG YAMAHA													
1	2:05.151	27.653	36.834	24.879	129.0	2:05.151								
2	1:54.238	21.193	35.015	23.521	145.8	3:59.389								
3	1:52.099	20.408	34.956	22.860	148.6	5:51.488								
4	1:51.771	20.366	33.946	23.234	149.0	7:43.259								
5	1:51.518	20.186	34.181	23.163	149.4	9:34.777								
6	1:50.448	19.938	33.966	23.011	150.8	11:25.225								
71	Kimi PATOVA FIN													
	RAM RACING YAMAHA YAMAHA													
1	2:21.034	45.718	35.973	24.392	114.5	2:21.034								
2	1:50.693	20.082	34.334	22.849	150.5	4:11.727								
3	1:50.526	20.155	34.107	23.009	150.7	6:02.253								
4	1:50.472	20.259	34.122	22.810	150.8	7:52.725								
5	1:49.807	19.863	33.856	22.656	151.7	9:42.532								
6	1:50.091	19.889	34.097	22.815	151.3	11:32.623								
74	Ferran CASAS PENDON ESP													
	MDR SPAIN CIRCUITS YAMAHA													
1	2:09.799	37.755	35.519	23.319	124.4	2:09.799								
2	1:49.194	19.687	33.271	22.927	152.5	3:58.993								
3	1:47.979	19.528	33.336	22.539	154.3	5:46.972								
4	1:48.717	19.538	33.507	22.999	153.2	7:35.689								
5	1:48.613	19.585	33.368	22.955	153.4	9:24.302								
6	1:48.370	19.703	33.709	22.356	153.7	11:12.672								
81	Felix NASSI FIN													
	MDR SPAIN CIRCUITS YAMAHA													
1	2:28.608	53.399	37.200	23.562	108.6	2:28.608								
2	1:53.032	20.572	35.374	23.483	147.4	4:21.640								
3	1:58.705	23.985	36.236	23.210	140.3	6:20.345								
4	2:16.757 B	24.074	35.588	23.070	121.8	8:37.102								
91	Mihail FLOROV BUL													
	YAMAHA STRATOS YAMAHA													
1	2:35.700	1:00.376	35.900	23.805	103.7	2:35.700								
2	1:52.672	20.792	34.815	23.401	147.8	4:28.372								
3	1:51.262	20.273	34.459	23.069	149.7	6:19.634								
4	1:51.125	20.185	34.476	23.046	149.9	8:10.759								
5	1:52.337	20.180	34.612	23.244	148.3	10:03.096								
93	Mathias POULSEN DEN													
	MDS RACING HONDA													
1	2:28.428	48.356	37.891	25.286	108.8	2:28.428								
2	1:55.003	21.609	35.511	23.754	144.8	4:23.431								
3	1:52.655	20.360	34.790	23.299	147.9	6:16.086								
4	1:51.961	19.865	34.433	23.911	148.8	8:08.047								
5	1:51.824	20.176	34.171	23.260	149.0	9:59.871								
6	1:51.331	20.104	34.282	23.211	149.6	11:51.202								
95	Verti TAKALA FIN													
	KALLIO RACING JUNIOR TEAM YAMAHA													



Supersport CAMPEONATO DE ESPAÑA DE SUPERBIKE

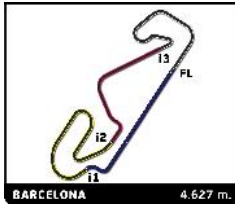
Warm-up

Analysis

■ Personal Best ■ Session Best B Crossing the finish line in pit lane

Lap	Time	Sector 1	Sector 2	Sector 3	Kph	Elapsed	Lap	Time	Sector 1	Sector 2	Sector 3	Kph	Elapsed
1	2:34.173 B	45.481	35.926	24.399	104.7	2:34.173							
2	3:30.497	1:59.165	34.701	22.891	79.1	6:04.670							
3	1:49.672	19.628	34.064	22.830	151.9	7:54.342							
4	1:49.743	19.893	33.745	22.791	151.8	9:44.085							
5	1:48.788	19.527	33.646	22.641	153.1	11:32.873							

97	Laurence EDGELEY	GBR				
	TEAM EDGE RST RACING	YAMAHA				
1	2:25.119	43.343	37.808	24.704	111.2	2:25.119
2	1:58.028	22.151	36.547	24.383	141.1	4:23.147
3	1:52.694	20.205	34.760	23.406	147.8	6:15.841
4	1:53.033	20.015	34.310	23.042	147.4	8:08.874
5	1:53.557	20.320	35.087	23.514	146.7	10:02.431



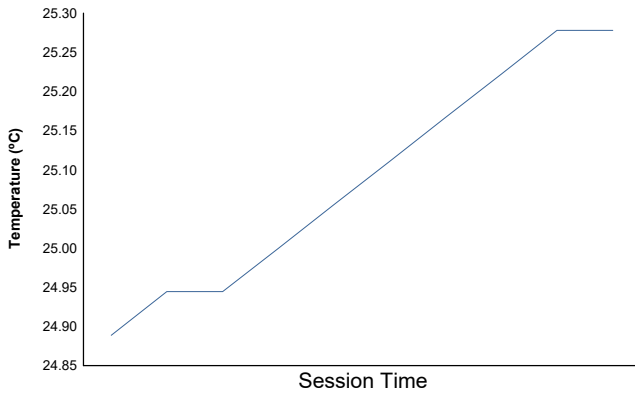
CAMPEONATO DE ESPAÑA DE SUPERBIKE

Supersport

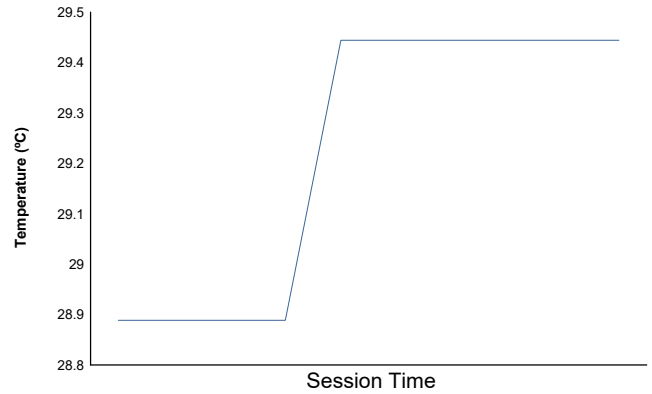
Warm-up

Weather Report

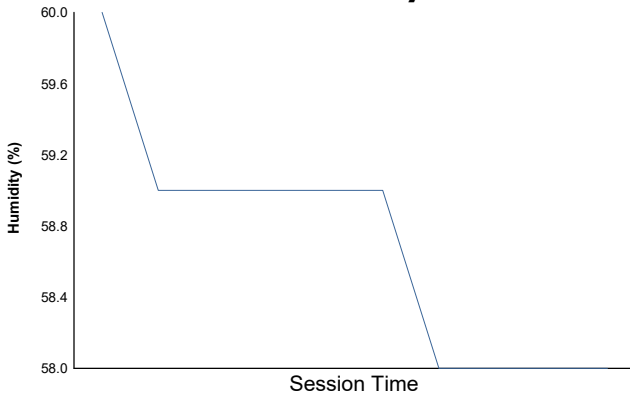
Air Temperature



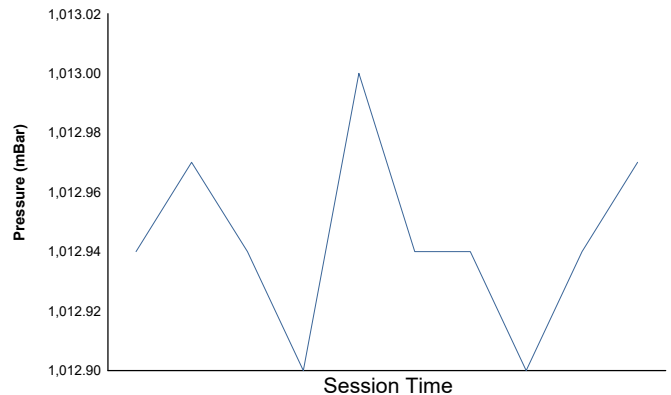
Track Temperature



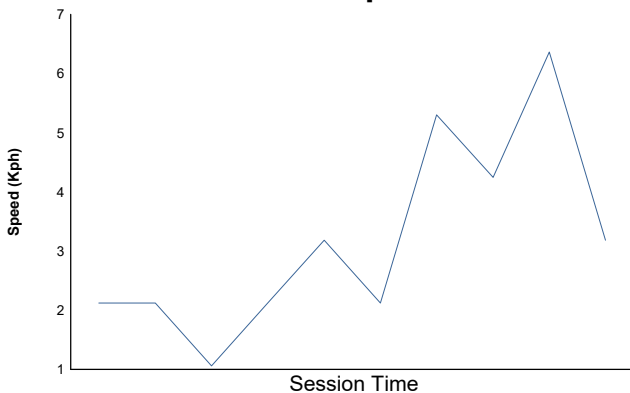
Humidity



Pressure

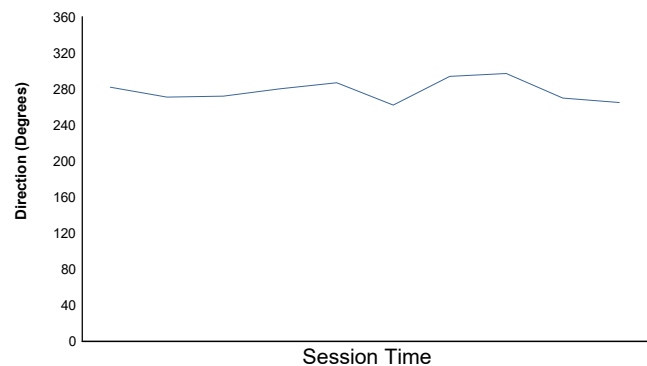


Wind Speed



Wind direction

North = 0°/360° Est = 90° South = 180° West = 270°



Track Status: **DRY**