

## Supersport CAMPEONATO DE ESPAÑA DE SUPERBIKE Entrenamiento Cronometrado

### Classification

No	Rider	Nat	Team	Bike	Tires	Cl.	Time	Lap	Total	Gap	Kph
1	99 Oscar GUTIERREZ IGLESIAS	ESP	ANDOTRANS TEAM TORRENTÓ	YAMAHA	MICHELIN	Superspo	<b>1:46.436</b>	6	8	-	<b>156.5</b>
2	43 Simon JESPERSEN	DEN	MDS RACING	HONDA	MICHELIN	Open60C	<b>1:46.661</b>	10	12	+0.225	<b>156.2</b>
3	18 Aleix VIU COTOLI	ESP	EASYRACE TEAM	YAMAHA	DUNLOP	Superspo	<b>1:46.730</b>	11	12	+0.294	<b>156.1</b>
4	7 Kyle David SMITH	GBR	DR7 HMAX	YAMAHA	PIRELLI	Superspo	<b>1:46.947</b>	6	11	+0.511	<b>155.8</b>
5	33 Daniel VALLE MUÑOZ	ESP	SP57 RACING TEAM	YAMAHA	MICHELIN	Superspo	<b>1:47.155</b>	12	15	+0.719	<b>155.4</b>
6	10 David SANCHIS MARTINEZ	ESP	H43 TEAM NOBBY-TALASUR-BLUMAQ	YAMAHA	MICHELIN	Superspo	<b>1:47.385</b>	11	15	+0.949	<b>155.1</b>
7	52 Guillem ERILL TRALLERO	ESP	DEZA - ISMABON RACING TEAM	KAWASAKI	PIRELLI	Superspo	<b>1:47.730</b>	10	15	+1.294	<b>154.6</b>
8	95 Vertti TAKALA	FIN	KALLIO RACING JUNIOR TEAM	YAMAHA		Superspo	<b>1:48.002</b>	11	15	+1.566	<b>154.2</b>
9	48 Nil ROIG MARTINEZ	ESP	GASSS RACING TEAM	YAMAHA	PIRELLI	Open60C	<b>1:48.225</b>	10	12	+1.789	<b>153.9</b>
10	9 Francisco GOMEZ REQUENA	ESP	GM FUEL - VRC TEAM	YAMAHA	MICHELIN	Open60C	<b>1:48.228</b>	6	14	+1.792	<b>153.9</b>
11	81 Felix NASSI	FIN	MDR SPAIN CIRCUITS	YAMAHA	MICHELIN	Superspo	<b>1:48.258</b>	10	12	+1.822	<b>153.9</b>
12	71 Kimi PATOVA	FIN	RAM RACING YAMAHA	YAMAHA		Superspo	<b>1:48.370</b>	13	14	+1.934	<b>153.7</b>
13	15 Thomas SIGVARTSEN	NOR	H43 TEAM NOBBY	YAMAHA	MICHELIN	Superspo	<b>1:48.394</b>	10	15	+1.958	<b>153.7</b>
14	55 Alex TOLEDO ROMERO	ESP	MRE TALENT	YAMAHA	DUNLOP	Superspo	<b>1:48.406</b>	9	13	+1.970	<b>153.7</b>
15	57 Kenny KOSKINEN	FIN	KALLIO RACING JUNIOR TEAM	YAMAHA	MICHELIN	Superspo	<b>1:48.494</b>	10	14	+2.058	<b>153.5</b>
16	12 Borja GOMEZ RUS	ESP	POLI-SPORT RACING	YAMAHA	MICHELIN	Superspo	<b>1:48.556</b>	3	10	+2.120	<b>153.4</b>
17	19 Joan DIAZ CORBELLA	ESP	H43 TEAM NOBBY TALASUR-BLUMAQ	YAMAHA	MICHELIN	Superspo	<b>1:48.776</b>	12	15	+2.340	<b>153.1</b>
18	49 Alex PEREZ VIADEL	ESP	DR7 HMAX	YAMAHA	PIRELLI	Open60C	<b>1:48.839</b>	11	11	+2.403	<b>153.0</b>
19	64 Davide FABRI	ITA	H43 TEAM NOBBY-TALASUR-BLUMAQ	YAMAHA	MICHELIN	Superspo	<b>1:49.280</b>	6	13	+2.844	<b>152.4</b>
20	29 Juan Jose NUÑEZ SANCHEZ	ESP	SP57 RACING TEAM	YAMAHA	MICHELIN	Open60C	<b>1:49.312</b>	13	13	+2.876	<b>152.4</b>
21	93 Mathias POULSEN	DEN	MDS RACING	HONDA	MICHELIN	Open60C	<b>1:49.333</b>	9	12	+2.897	<b>152.4</b>
22	27 Alex BORNER PAMIES	GER	EASYRACE TEAM	YAMAHA	DUNLOP	Superspo	<b>1:49.672</b>	2	4	+3.236	<b>151.9</b>
23	91 Mihail FLOROV	BUL	YAMAHA STRATOS	YAMAHA	MICHELIN	Superspo	<b>1:49.773</b>	4	13	+3.337	<b>151.7</b>
24	21 Eduardo MONTERO HUERTA	ESP	DR7 HMAX	YAMAHA	PIRELLI	Open60C	<b>1:49.950</b>	4	12	+3.514	<b>151.5</b>
25	25 Jamie DAVIS	GBR	PINAMOTO RS	YAMAHA	DUNLOP	Open60C	<b>1:50.470</b>	13	13	+4.034	<b>150.8</b>
26	41 Alexis GONZALEZ CIO	ESP	XCTECH	YAMAHA	PIRELLI	Superspo	<b>1:51.164</b>	8	12	+4.728	<b>149.8</b>
27	74 Ferran CASAS PENDON	ESP	MDR SPAIN CIRCUITS	YAMAHA	MICHELIN	Superspo	<b>1:51.356</b>	2	4	+4.920	<b>149.6</b>
28	97 Laurence EDGELEY	GBR	TEAM EDGE RST RACING	YAMAHA	PIRELLI	Open60C	<b>1:51.851</b>	11	12	+5.415	<b>148.9</b>
29	45 Juan Manuel SOTO PEREZ	ESP	PINAMOTO RS	YAMAHA	DUNLOP	Open60C	<b>1:54.327</b>	11	12	+7.891	<b>145.7</b>

**Fastest Lap:** Lap 6 | Oscar GUTIERREZ IGLESIAS | **1:46.436** | 156.5 Kph

Published at: .....

Track Status: **DRY**

<b>Race Director:</b>	<b>Timekeeper:</b>
-----------------------	--------------------



## Supersport

# CAMPEONATO DE ESPAÑA DE SUPERBIKE

### Entrenamiento Cronometrado

### Best Sector Times

Sector 1			Sector 2			Sector 3			Pos	No Rider	Ideal Lap	Best Lap
Pos	No Rider	Time	No Rider	Time	No Rider	Time	Pos	No Rider				
1	43 S.JESPERSEN	19.024	7 K.SMITH	32.876	18 A.VIU COTOLI	22.115	1	99 O.GUTIERREZ IGLESIAS	1:46.401	1:46.436	(1)	
2	95 V.TAKALA	19.083	18 A.VIU COTOLI	32.932	99 O.GUTIERREZ IGLESIAS	22.157	2	43 S.JESPERSEN	1:46.566	1:46.661	(2)	
3	33 D.VALLE MUÑOZ	19.219	99 O.GUTIERREZ IGLESIAS	32.955	43 S.JESPERSEN	22.197	3	18 A.VIU COTOLI	1:46.568	1:46.730	(3)	
4	99 O.GUTIERREZ IGLESIAS	19.252	43 S.JESPERSEN	33.049	33 D.VALLE MUÑOZ	22.219	4	7 K.SMITH	1:46.752	1:46.947	(4)	
5	10 D.SANCHIS MARTINEZ	19.263	33 D.VALLE MUÑOZ	33.118	10 D.SANCHIS MARTINEZ	22.299	5	33 D.VALLE MUÑOZ	1:46.905	1:47.155	(5)	
6	18 A.VIU COTOLI	19.319	81 F.NASSI	33.236	7 K.SMITH	22.329	6	10 D.SANCHIS MARTINEZ	1:47.252	1:47.385	(6)	
7	48 N.ROIG MARTINEZ	19.339	10 D.SANCHIS MARTINEZ	33.242	71 K.PATOVA	22.348	7	95 V.TAKALA	1:47.463	1:48.002	(8)	
8	7 K.SMITH	19.404	52 G.ERILL TRALLERO	33.334	95 V.TAKALA	22.398	8	52 G.ERILL TRALLERO	1:47.691	1:47.730	(7)	
9	9 F.GOMEZ REQUENA	19.410	12 B.GOMEZ RUS	33.423	12 B.GOMEZ RUS	22.407	9	9 F.GOMEZ REQUENA	1:47.861	1:48.228	(10)	
10	81 F.NASSI	19.446	95 V.TAKALA	33.443	52 G.ERILL TRALLERO	22.411	10	81 F.NASSI	1:47.986	1:48.258	(11)	
11	55 A.TOLEDO ROMERO	19.475	55 A.TOLEDO ROMERO	33.447	48 N.ROIG MARTINEZ	22.441	11	48 N.ROIG MARTINEZ	1:48.079	1:48.225	(9)	
12	71 K.PATOVA	19.498	9 F.GOMEZ REQUENA	33.469	9 F.GOMEZ REQUENA	22.451	12	12 B.GOMEZ RUS	1:48.106	1:48.556	(16)	
13	57 K.KOSKINEN	19.510	71 K.PATOVA	33.494	15 T.SIGVARTSEN	22.454	13	15 T.SIGVARTSEN	1:48.111	1:48.394	(13)	
14	15 T.SIGVARTSEN	19.516	15 T.SIGVARTSEN	33.538	19 J.DIAZ CORBELLA	22.504	14	55 A.TOLEDO ROMERO	1:48.120	1:48.406	(14)	
15	52 G.ERILL TRALLERO	19.546	64 D.FABRI	33.565	57 K.KOSKINEN	22.523	15	71 K.PATOVA	1:48.121	1:48.370	(12)	
16	49 A.PEREZ VIADEL	19.564	93 M.POULSEN	33.574	81 F.NASSI	22.534	16	57 K.KOSKINEN	1:48.350	1:48.494	(15)	
17	19 J.DIAZ CORBELLA	19.596	48 N.ROIG MARTINEZ	33.611	55 A.TOLEDO ROMERO	22.626	17	19 J.DIAZ CORBELLA	1:48.535	1:48.776	(17)	
18	74 F.CASAS PENDON	19.603	57 K.KOSKINEN	33.626	29 J.NUÑEZ SANCHEZ	22.634	18	49 A.PEREZ VIADEL	1:48.763	1:48.839	(18)	
19	12 B.GOMEZ RUS	19.639	19 J.DIAZ CORBELLA	33.692	49 A.PEREZ VIADEL	22.766	19	93 M.POULSEN	1:49.164	1:49.333	(21)	
20	64 D.FABRI	19.665	91 M.FLOROV	33.781	27 A.BORNER PAMIES	22.795	20	64 D.FABRI	1:49.167	1:49.280	(19)	
21	27 A.BORNER PAMIES	19.666	49 A.PEREZ VIADEL	33.784	93 M.POULSEN	22.800	21	29 J.NUÑEZ SANCHEZ	1:49.169	1:49.312	(20)	
22	29 J.NUÑEZ SANCHEZ	19.700	27 A.BORNER PAMIES	33.819	21 E.MONTERO HUERTA	22.826	22	27 A.BORNER PAMIES	1:49.271	1:49.672	(22)	
23	93 M.POULSEN	19.818	21 E.MONTERO HUERTA	33.908	64 D.FABRI	22.832	23	91 M.FLOROV	1:49.453	1:49.773	(23)	
24	21 E.MONTERO HUERTA	19.871	29 J.NUÑEZ SANCHEZ	33.920	91 M.FLOROV	22.871	24	21 E.MONTERO HUERTA	1:49.696	1:49.950	(24)	
25	91 M.FLOROV	19.886	25 J.DAVIS	34.119	25 J.DAVIS	22.983	25	25 J.DAVIS	1:50.336	1:50.470	(25)	
26	25 J.DAVIS	19.896	97 L.EDGELEY	34.185	41 A.GONZALEZ CIO	23.016	26	74 F.CASAS PENDON	1:50.941	1:51.356	(27)	
27	41 A.GONZALEZ CIO	19.912	41 A.GONZALEZ CIO	34.264	97 L.EDGELEY	23.169	27	41 A.GONZALEZ CIO	1:51.016	1:51.164	(26)	
28	97 L.EDGELEY	20.051	74 F.CASAS PENDON	34.550	74 F.CASAS PENDON	23.375	28	97 L.EDGELEY	1:51.563	1:51.851	(28)	
29	45 J.SOTO PEREZ	20.530	45 J.SOTO PEREZ	35.428	45 J.SOTO PEREZ	23.816	29	45 J.SOTO PEREZ	1:54.327	1:54.327	(29)	



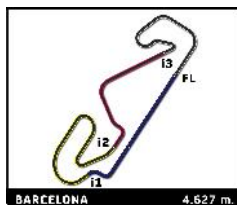
## Supersport

# CAMPEONATO DE ESPAÑA DE SUPERBIKE

### After Entrenamiento Cronometrado

Event maximum speed

No Rider	Team	Bike	Class	Top Speed	Lap	Session
43 Simon JESPERSEN	MDS RACING	HONDA	Open600	<b>274.1</b>	3	Entrenamiento Cronome
19 Joan DIAZ CORBELLA	H43 TEAM NOBBY TALASUR-BLUMAQ	YAMAHA	Supersport	<b>271.4</b>	3	Entrenamiento Cronome
48 Nil ROIG MARTINEZ	GASSS RACING TEAM	YAMAHA	Open600	<b>270.0</b>	10	Entrenamiento Cronome
10 David SANCHIS MARTINEZ	H43 TEAM NOBBY-TALASUR-BLUMAQ	YAMAHA	Supersport	<b>268.7</b>	2	Entrenamiento Cronome
33 Daniel VALLE MUÑOZ	SP57 RACING TEAM	YAMAHA	Supersport	<b>267.3</b>	2	Entrenamiento Cronome
81 Felix NASSI	MDR SPAIN CIRCUITS	YAMAHA	Supersport	<b>267.3</b>	3	Entrenamiento Cronome
9 Francisco GOMEZ REQUENA	GM FUEL - VRC TEAM	YAMAHA	Open600	<b>267.3</b>	4	Entrenamiento Cronome
49 Alex PEREZ VIADEL	DR7 HMAX	YAMAHA	Open600	<b>266.7</b>	4	Entrenamiento Cronome
18 Aleix VIU COTOLI	EASYRACE TEAM	YAMAHA	Supersport	<b>266.0</b>	3	Entrenamiento Cronome
71 Kimi PATOVA	RAM RACING YAMAHA	YAMAHA	Supersport	<b>264.7</b>	3	Entrenamiento Cronome
74 Ferran CASAS PENDON	MDR SPAIN CIRCUITS	YAMAHA	Supersport	<b>264.7</b>	2	Entrenamiento Cronome
95 Vertti TAKALA	KALLIO RACING JUNIOR TEAM	YAMAHA	Supersport	<b>264.1</b>	4	Entrenamiento Cronome
12 Borja GOMEZ RUS	POLI-SPORT RACING	YAMAHA	Supersport	<b>263.4</b>	10	Entrenamiento Cronome
41 Alexis GONZALEZ CIO	XCTECH	YAMAHA	Supersport	<b>263.4</b>	2	Entrenamiento Cronome
64 Davide FABRI	H43 TEAM NOBBY-TALASUR-BLUMAQ	YAMAHA	Supersport	<b>263.4</b>	3	Entrenamiento Cronome
27 Alex BORNER PAMIES	EASYRACE TEAM	YAMAHA	Supersport	<b>262.8</b>	3	Entrenamiento Cronome
52 Guillem ERILL TRALLERO	DEZA - ISMABON RACING TEAM	KAWASAKI	Supersport	<b>262.8</b>	5	Entrenamiento Cronome
55 Alex TOLEDO ROMERO	MRE TALENT	YAMAHA	Supersport	<b>262.8</b>	2	Entrenamiento Cronome
99 Oscar GUTIERREZ IGLESIAS	ANDOTRANS TEAM TORRENTÓ	YAMAHA	Supersport	<b>262.8</b>	2	Entrenamiento Cronome
97 Laurence EDGELEY	TEAM EDGE RST RACING	YAMAHA	Open600	<b>262.1</b>	5	Entrenamiento Cronome
21 Eduardo MONTERO HUERTA	DR7 HMAX	YAMAHA	Open600	<b>261.5</b>	2	Entrenamiento Cronome
15 Thomas SIGVARTSEN	H43 TEAM NOBBY	YAMAHA	Supersport	<b>260.9</b>	4	Entrenamiento Cronome
29 Juan Jose NUÑEZ SANCHEZ	SP57 RACING TEAM	YAMAHA	Open600	<b>260.9</b>	3	Entrenamiento Cronome
57 Kenny KOSKINEN	KALLIO RACING JUNIOR TEAM	YAMAHA	Supersport	<b>260.9</b>	5	Entrenamiento Cronome
93 Mathias POULSEN	MDS RACING	HONDA	Open600	<b>260.2</b>	4	Entrenamiento Cronome
7 Kyle David SMITH	DR7 HMAX	YAMAHA	Supersport	<b>259.0</b>	6	Entrenamiento Cronome
25 Jamie DAVIS	PINAMOTO RS	YAMAHA	Open600	<b>255.9</b>	6	Entrenamiento Cronome
91 Mihail FLOROV	YAMAHA STRATOS	YAMAHA	Supersport	<b>254.7</b>	13	Entrenamiento Cronome
45 Juan Manuel SOTO PEREZ	PINAMOTO RS	YAMAHA	Open600	<b>251.7</b>	3	Entrenamiento Cronome



## Supersport

### CAMPEONATO DE ESPAÑA DE SUPERBIKE

#### Entrenamiento Cronometrado

#### Fastest Lap Sequence

Elapsed	No Rider	Team	Bike	Class	Time	Kph	Lap
3:39.652	7 Kyle David SMITH	DR7 HMAX	YAMAHA	Supersport	<b>1:47.685</b>	154.7	2
3:52.610	43 Simon JESPERSEN	MDS RACING	HONDA	Open600	<b>1:47.546</b>	154.9	2
7:29.486	43 Simon JESPERSEN	MDS RACING	HONDA	Open600	<b>1:47.074</b>	155.6	4
8:48.041	18 Aleix VIU COTOLI	EASYRACE TEAM	YAMAHA	Supersport	<b>1:47.039</b>	155.6	4
10:34.942	18 Aleix VIU COTOLI	EASYRACE TEAM	YAMAHA	Supersport	<b>1:46.901</b>	155.8	5
21:06.994	99 Oscar GUTIERREZ IGLESIAS	ANDOTRANS TEAM TORRENTÓ	YAMAHA	Supersport	<b>1:46.436</b>	156.5	6



# Supersport

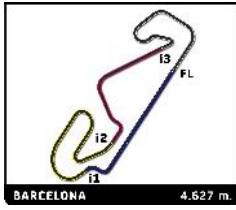
## CAMPEONATO DE ESPAÑA DE SUPERBIKE

### Entrenamiento Cronometrado

### Sector Analysis

Lap	Time	Sector 1	Sector 2	Sector 3	Kph	Elapsed	Lap	Time	Sector 1	Sector 2	Sector 3	Kph	Elapsed	
<b>7</b>	<b>Kyle David SMITH</b>						GBR	6	1:49.891	20.257	33.918	22.614	151.6	22:42.080
	DR7 HMAX						YAMAHA	7	<u>1:48.642</u>	19.911	33.471	22.540	153.3	24:30.722
1	1:51.967	22.161	34.319	22.810	144.2	1:51.967	8	1:48.593	19.965	33.502	22.489	153.4	26:19.315	
2	1:47.685	19.615	33.249	22.532	154.7	3:39.652	9	1:54.927	19.752	<b>33.423</b>	<b>22.407</b>	144.9	28:14.242	
3	1:47.601	19.586	33.219	22.503	154.8	5:27.253	10	1:51.297	<b>19.639</b>	33.523	22.546	149.7	30:05.539	
4	2:00.382 B	19.512	33.152	22.445	138.4	7:27.635	<b>15 Thomas SIGVARTSEN</b> NOR							
5	6:06.976	4:36.330	34.390	23.486	45.4	13:34.611		H43 TEAM NOBBY						YAMAHA
6	<b>1:46.947</b>	<b>19.404</b>	<b>32.876</b>	22.407	155.8	15:21.558	1	2:04.908	25.350	35.236	23.403	129.2	2:04.908	
7	2:04.113 B	19.559	33.784	23.098	134.2	17:25.671	2	1:49.939	19.884	33.987	22.989	151.5	3:54.847	
8	8:49.488	7:10.708	38.703	23.799	31.5	26:15.159	3	2:03.526	19.685	33.829	23.096	134.8	5:58.373	
9	1:47.043	19.545	33.026	<b>22.329</b>	155.6	28:02.202	4	1:49.080	19.674	33.776	22.776	152.7	7:47.453	
10	1:47.279	19.460	33.041	22.398	155.3	29:49.481	5	1:49.626	<b>19.516</b>	34.072	23.122	151.9	9:37.079	
11	2:12.366 B	19.701	39.865	23.799	125.8	32:01.847	6	1:53.173	20.179	36.660	23.246	147.2	11:30.252	
<b>9 Francisco GOMEZ REQUENA</b> ESP							7	1:48.937	19.681	33.660	22.782	152.9	13:19.189	
	GM FUEL - VRC TEAM						YAMAHA	8	2:03.067 B	19.667	34.287	23.174	135.4	15:22.256
1	2:09.358	36.421	35.610	23.129	124.8	2:09.358	9	5:04.002	3:31.434	36.431	22.994	54.8	20:26.258	
2	1:49.230	19.718	33.729	22.737	152.5	3:58.588	10	<b>1:48.394</b>	19.690	<b>33.538</b>	22.563	153.7	22:14.652	
3	1:48.865	19.561	33.769	22.612	153.0	5:47.453	11	1:48.563	19.657	33.615	<b>22.454</b>	153.4	24:03.215	
4	1:48.527	19.610	33.542	22.641	153.5	7:35.980	12	1:49.058	19.651	33.628	22.849	152.7	25:52.273	
5	1:48.266	19.440	33.514	22.510	153.9	9:24.246	13	1:49.134	19.697	33.720	22.763	152.6	27:41.407	
6	<b>1:48.228</b>	19.491	<b>33.469</b>	22.563	153.9	11:12.474	14	1:49.982	19.663	33.657	23.079	151.5	29:31.389	
7	1:48.251	<b>19.410</b>	33.527	22.564	153.9	13:00.725	15	1:50.222	19.914	33.747	23.327	151.1	31:21.611	
8	<u>2:07.034</u> B	20.891	39.852	23.323	131.1	15:07.759	<b>18 Aleix VIU COTOLI</b> ESP							
9	7:03.183	5:31.629	34.927	23.227	39.4	22:10.942		EASYRACE TEAM						YAMAHA
10	1:49.061	19.685	33.904	22.647	152.7	24:00.003	1	3:23.398	1:49.101	35.931	24.913	79.4	3:23.398	
11	1:48.229	19.547	33.680	22.471	153.9	25:48.232	2	1:47.603	19.569	33.237	22.404	154.8	5:11.001	
12	1:48.330	19.535	33.771	<b>22.451</b>	153.8	27:36.562	3	<u>1:50.001</u>	20.392	34.805	22.471	151.4	7:01.002	
13	1:48.407	19.584	33.598	22.455	153.7	29:24.969	4	1:47.039	19.451	33.056	22.207	155.6	8:48.041	
14	1:48.749	19.676	33.754	22.551	153.2	31:13.718	5	1:46.901	<b>19.319</b>	33.056	22.203	155.8	10:34.942	
<b>10 David SANCHIS MARTINEZ</b> ESP							6	1:47.159	19.331	33.210	22.213	155.4	12:22.101	
	H43 TEAM NOBBY-TALASUR-BLUMAG						YAMAHA	7	<u>2:14.898</u> B	20.591	36.685	23.807	123.5	14:36.999
1	1:55.462	24.248	35.006	23.157	139.8	1:55.462	8	9:44.040	8:14.629	34.411	22.510	28.5	24:21.039	
2	1:48.276	19.387	33.493	22.638	153.8	3:43.738	9	1:46.957	19.488	33.066	22.201	155.7	26:07.996	
3	1:47.961	19.501	33.384	22.439	154.3	5:31.699	10	<u>1:55.438</u>	22.736	38.376	<b>22.115</b>	144.3	28:03.434	
4	1:47.879	19.433	33.458	22.383	154.4	7:19.578	11	<b>1:46.730</b>	19.330	<b>32.932</b>	22.189	156.1	29:50.164	
5	1:47.915	19.532	33.481	22.419	154.4	9:07.493	12	1:52.388	19.383	34.435	23.216	148.2	31:42.552	
6	1:51.085	19.334	34.619	23.522	150.0	10:58.578	<b>19 Joan DIAZ CORBELLA</b> ESP							
7	1:48.020	19.556	33.462	22.424	154.2	12:46.598		H43 TEAM NOBBY-TALASUR-BLUMAG						YAMAHA
8	2:05.325 B	19.387	34.405	23.644	132.9	14:51.923	1	2:02.513	25.709	35.231	23.276	131.8	2:02.513	
9	5:13.190	3:41.212	36.144	22.833	53.2	20:05.113	2	1:50.835	19.977	34.392	22.987	150.3	3:53.348	
10	1:47.755	19.466	33.386	22.352	154.6	21:52.868	3	<u>1:54.068</u>	20.397	37.756	22.831	146.0	5:47.416	
11	<b>1:47.385</b>	19.396	<b>33.242</b>	<b>22.299</b>	155.1	23:40.253	4	1:50.183	19.865	34.052	22.873	151.2	7:37.599	
12	1:47.732	<b>19.263</b>	33.483	22.398	154.6	25:27.985	5	1:49.312	19.662	33.861	22.837	152.4	9:26.911	
13	1:47.973	19.336	33.385	22.570	154.3	27:15.958	6	1:49.397	19.690	33.954	22.720	152.3	11:16.308	
14	1:47.814	19.290	33.385	22.356	154.5	29:03.772	7	1:49.542	19.767	33.964	22.694	152.1	13:05.850	
15	1:47.712	19.428	33.376	22.395	154.6	30:51.484	8	1:49.187	<b>19.596</b>	33.876	22.708	152.6	14:55.037	
<b>12 Borja GOMEZ RUS</b> ESP							9	2:03.790 B	20.207	34.556	23.024	134.6	16:58.827	
	POLI-SPORT RACING						YAMAHA	10	5:00.268	3:29.667	34.705	22.913	55.5	21:59.095
1	2:52.512	1:15.921	38.360	24.076	93.6	2:52.512	11	1:49.066	19.821	33.826	<b>22.504</b>	152.7	23:48.161	
2	1:50.662	20.190	33.682	22.635	150.5	4:43.174	12	<b>1:48.776</b>	19.722	<b>33.692</b>	22.600	153.1	25:36.937	
3	<b>1:48.556</b>	19.865	33.467	22.478	153.4	6:31.730	13	1:48.833	19.641	33.770	22.679	153.1	27:25.770	
4	2:58.790 B	19.872	33.453	22.563	93.2	9:30.520	14	1:59.912	20.721	39.447	25.556	138.9	29:25.682	
5	<u>11:21.669</u>	8:58.430	1:21.567	26.651	24.4	20:52.189	15	1:48.920	19.645	33.845	22.642	152.9	31:14.602	





# Supersport CAMPEONATO DE ESPAÑA DE SUPERBIKE

## Entrenamiento Cronometrado

### Sector Analysis

— Invalidated Lap    ■ Personal Best    ■ Session Best    B Crossing the pit lane

Lap	Time	Sector 1	Sector 2	Sector 3	Kph	Elapsed	Lap	Time	Sector 1	Sector 2	Sector 3	Kph	Elapsed	
<b>21 Eduardo MONTERO HUERTA</b> ESP							1	2:07.812	35.004	35.499	22.758	126.3	2:07.812	
DR7 HMAX YAMAHA							2	1:47.673	19.390	33.306	22.323	154.7	3:55.485	
1	2:02.309	28.025	35.070	24.137	132.0	2:02.309	3	2:09.771	20.333	39.762	28.160	128.4	6:05.256	
2	1:50.027	<b>19.871</b>	34.034	23.004	151.4	3:52.336	4	1:48.238	19.719	33.446	22.391	153.9	7:53.494	
3	1:52.105	20.380	35.475	22.990	148.6	5:44.441	5	1:47.524	<b>19.219</b>	33.361	22.465	154.9	9:41.018	
4	<b>1:49.950</b>	20.036	33.997	<b>22.826</b>	151.5	7:34.391	6	1:47.382	19.272	33.378	22.316	155.1	11:28.400	
5	1:50.397	20.102	33.912	23.085	150.9	9:24.788	7	1:47.659	19.316	33.293	22.590	154.7	13:16.059	
6	1:50.304	19.921	34.126	22.971	151.0	11:15.092	8	<b>2:03.119</b> B	19.413	35.586	23.381	135.3	15:19.178	
7	1:50.629	20.057	33.999	23.023	150.6	13:05.721	9	<b>5:17.043</b>	3:46.493	34.907	22.562	52.5	20:36.221	
8	<b>2:19.235</b> B	22.078	41.105	29.324	119.6	15:24.956	10	1:47.420	19.352	33.228	22.361	155.1	22:23.641	
9	9:46.219	8:11.270	37.789	23.292	28.4	25:11.175	11	1:47.256	19.373	<b>33.118</b>	22.401	155.3	24:10.897	
10	1:51.134	20.146	34.081	23.104	149.9	27:02.309	12	<b>1:47.155</b>	19.366	33.221	<b>22.219</b>	155.4	25:58.052	
11	1:50.615	19.963	33.981	22.947	150.6	28:52.924	13	1:47.304	19.292	33.292	22.355	155.2	27:45.356	
12	1:50.054	20.186	<b>33.908</b>	22.865	151.4	30:42.978	14	1:47.447	19.285	33.179	22.433	155.0	29:32.803	
							15	1:47.922	19.240	33.274	22.719	154.3	31:20.725	
<b>25 Jamie DAVIS</b> GBR							<b>41 Alexis GONZALEZ CIO</b> ESP							
PINAMOTO RS YAMAHA							XCTECH YAMAHA							
1	2:02.726	26.471	36.973	24.228	131.5	2:02.726	1	2:26.322	51.421	36.345	23.878	110.3	2:26.322	
2	1:51.965	20.204	34.643	23.372	148.8	3:54.691	2	1:52.776	20.024	35.014	23.317	147.7	4:19.098	
3	1:51.944	20.329	34.536	23.266	148.8	5:46.635	3	1:52.553	20.062	34.916	23.405	148.0	6:11.651	
4	1:51.623	20.155	34.505	23.406	149.2	7:38.258	4	1:52.652	20.172	34.808	23.508	147.9	8:04.303	
5	1:51.093	20.124	34.132	23.228	149.9	9:29.351	5	2:06.559B	20.559	36.787	25.158	131.6	10:10.862	
6	<b>2:14.561</b> B	22.736	42.595	23.610	123.8	11:43.912	6	9:19.377	7:45.727	35.942	23.477	29.8	19:30.239	
7	7:45.355	6:12.375	35.745	23.575	35.8	19:29.267	7	1:51.325	20.078	<b>34.264</b>	23.072	149.6	21:21.564	
8	1:51.031	20.310	34.312	23.071	150.0	21:20.298	8	<b>1:51.164</b>	<b>19.912</b>	34.397	<b>23.016</b>	149.8	23:12.728	
9	1:51.006	20.196	34.298	23.021	150.1	23:11.304	9	1:52.420	20.094	34.529	23.352	148.2	25:05.148	
10	1:51.172	20.137	34.241	23.265	149.8	25:02.476	10	1:52.089	20.132	34.574	23.309	148.6	26:57.237	
11	1:50.913	20.106	34.212	23.168	150.2	26:53.389	11	<b>1:51.805</b>	20.234	34.572	23.175	149.0	28:49.042	
12	1:50.925	19.967	34.184	<b>22.983</b>	150.2	28:44.314	12	1:52.572	20.299	34.785	23.421	148.0	30:41.614	
13	<b>1:50.470</b>	<b>19.896</b>	<b>34.119</b>	23.001	150.8	30:34.784								
<b>27 Alex BORNER PAMIES</b> GER							<b>43 Simon JESPERSEN</b> DEN							
EASYPACE TEAM YAMAHA							MDS RACING HONDA							
1	3:20.688	1:47.877	35.928	23.431	80.4	3:20.688	1	2:05.064	32.251	35.641	23.617	129.1	2:05.064	
2	<b>1:49.672</b>	<b>19.666</b>	<b>33.819</b>	<b>22.795</b>	151.9	5:10.360	2	1:47.546	19.191	33.341	<b>22.197</b>	154.9	3:52.610	
3	<b>2:09.068</b> B	20.218	35.968	22.908	129.1	7:19.428	3	<b>1:49.802</b>	19.865	34.683	22.839	151.7	5:42.412	
4	<b>22:43.953</b>	...	35.734	23.017	12.2	30:03.381	4	1:47.074	19.199	33.318	22.222	155.6	7:29.486	
							5	1:47.455	19.241	33.293	22.284	155.0	9:16.941	
							6	<b>1:47.140</b>	19.170	33.192	22.246	155.5	11:04.081	
							7	<b>2:04.075</b> B	19.977	35.656	23.141	134.3	13:08.156	
							8	11:23.543	9:54.733	33.686	22.510	24.4	24:31.699	
							9	1:47.744	19.407	33.356	22.489	154.6	26:19.443	
							10	<b>1:46.661</b>	<b>19.024</b>	<b>33.049</b>	22.292	156.2	28:06.104	
							11	1:47.088	19.241	33.125	22.250	155.5	29:53.192	
							12	<b>2:20.963</b> B	19.218	36.785	26.351	118.2	32:14.155	
<b>29 Juan Jose NUÑEZ SANCHEZ</b> ESP							<b>45 Juan Manuel SOTO PEREZ</b> ESP							
SP57 RACING TEAM YAMAHA							PINAMOTO RS YAMAHA							
1	2:11.872	36.368	36.696	24.302	122.4	2:11.872	1	2:25.841	39.533	41.383	27.428	110.7	2:25.841	
2	1:51.310	20.039	34.748	23.153	149.6	4:03.182	2	1:57.424	21.361	36.156	24.323	141.9	4:23.265	
3	1:50.873	19.943	34.400	23.134	150.2	5:54.055	3	1:56.285	20.952	36.189	23.998	143.2	6:19.550	
4	1:50.450	19.823	34.243	23.111	150.8	7:44.505	4	1:58.980	20.971	38.281	24.430	140.0	8:18.530	
5	2:03.511B	19.829	34.226	23.215	134.9	9:48.016	5	1:56.001	20.794	36.095	24.144	143.6	10:14.531	
6	7:54.463	6:17.659	36.217	24.223	35.1	17:42.479	6	1:55.411	21.061	35.608	23.894	144.3	12:09.942	
7	1:50.662	20.090	34.173	23.002	150.5	19:33.141	7	1:55.282	20.853	35.719	23.915	144.5	14:05.224	
8	1:49.855	19.818	34.079	22.893	151.6	21:22.996	8	1:55.568	20.926	35.636	24.020	144.1	16:00.792	
9	1:49.521	19.794	<b>33.920</b>	<b>22.634</b>	152.1	23:12.517	9	<b>2:21.119</b> B	25.200	38.828	24.324	118.0	18:21.911	
10	2:01.114	19.832	34.528	23.343	137.5	25:13.631								
11	1:50.142	19.807	34.060	23.019	151.2	27:03.773								
12	1:50.029	19.788	34.030	23.003	151.4	28:53.802								
13	<b>1:49.312</b>	<b>19.700</b>	33.934	22.763	152.4	30:43.114								
<b>33 Daniel VALLE MUÑOZ</b> ESP														
SP57 RACING TEAM YAMAHA														



## Supersport CAMPEONATO DE ESPAÑA DE SUPERBIKE

### Entrenamiento Cronometrado

### Sector Analysis

— Invalidated Lap   ■ Personal Best   ■ Session Best   B Crossing the pit lane

Lap	Time	Sector 1	Sector 2	Sector 3	Kph	Elapsed	Lap	Time	Sector 1	Sector 2	Sector 3	Kph	Elapsed
10	6:35.753	5:00.294	36.111	24.314	42.1	24:57.664	5	1:48.781	19.708	33.634	22.725	153.1	10:40.414
11	<b>1:54.327</b>	<b>20.530</b>	<b>35.428</b>	<b>23.816</b>	145.7	26:51.991	6	2:02.534 B	19.745	33.635	22.821	135.9	12:42.948
12	2:15.803 B	21.142	36.166	25.059	122.7	29:07.794	7	6:02.282 B	4:13.774	38.444	23.583	46.0	18:45.230
<b>48</b>	<b>Nil ROIG MARTINEZ</b>					ESP	8	2:22.699	52.493	34.280	23.193	116.7	21:07.929
	GASSS RACING TEAM					YAMAHA	9	<b>1:48.406</b>	19.761	<b>33.447</b>	<b>22.626</b>	153.7	22:56.335
1	2:44.626	1:12.754	35.023	23.014	98.1	2:44.626	10	1:48.765	19.704	33.592	22.661	153.1	24:45.100
2	1:49.531	19.794	34.041	22.640	152.1	4:34.157	11	<b>2:25.144</b>	23.197	1:05.602	23.559	114.8	27:10.244
3	1:49.419	19.593	33.996	22.599	152.2	6:23.576	12	1:48.675	19.672	33.621	22.714	153.3	28:58.919
4	1:49.250	19.546	34.075	22.611	152.5	8:12.826	13	1:49.474	19.623	33.754	23.173	152.2	30:48.393
5	1:49.323	19.844	34.010	22.536	152.4	10:02.149	<b>57</b>	<b>Kenny KOSKINEN</b>					FIN
6	1:48.996	19.703	33.870	22.529	152.8	11:51.145		KALLIO RACING JUNIOR TEAM					YAMAHA
7	2:05.932 B	19.518	33.996	22.649	132.3	13:57.077	1	1:54.313	23.699	34.347	23.218	141.2	1:54.313
8	9:26.953	7:53.261	35.752	23.951	29.4	23:24.030	2	1:51.054	19.964	33.975	22.883	150.0	3:45.367
9	1:48.577	19.610	<b>33.611</b>	22.479	153.4	25:12.607	3	<b>1:49.862</b>	19.750	33.848	22.733	151.6	5:35.229
10	<b>1:48.225</b>	<b>19.339</b>	33.740	22.458	153.9	27:00.832	4	1:48.804	<b>19.510</b>	33.726	22.768	153.1	7:24.033
11	1:48.468	19.514	33.680	<b>22.441</b>	153.6	28:49.300	5	1:49.172	19.709	33.765	22.766	152.6	9:13.205
12	1:48.676	19.530	33.620	22.567	153.3	30:37.976	6	1:58.015 B	19.950	33.856	22.619	141.1	11:11.220
<b>49</b>	<b>Alex PEREZ VIADEL</b>					ESP	7	6:54.339	5:23.283	34.973	23.069	40.2	18:05.559
	DR7 HMAX					YAMAHA	8	1:48.935	19.671	33.898	22.668	152.9	19:54.494
1	1:59.148	25.935	35.527	23.537	135.5	1:59.148	9	1:48.602	19.629	33.691	22.550	153.4	21:43.096
2	1:49.823	19.649	34.195	22.999	151.7	3:48.971	10	<b>1:48.494</b>	19.621	33.659	<b>22.523</b>	153.5	23:31.590
3	<b>2:00.300</b>	23.946	39.732	23.268	138.5	5:49.271	11	1:48.776	19.769	33.733	22.541	153.1	25:20.366
4	<b>1:57.748</b>	20.455	39.712	24.013	141.5	7:47.019	12	1:48.870	19.637	33.765	22.611	153.0	27:09.236
5	1:49.663	19.746	34.024	23.054	151.9	9:36.682	13	1:48.793	19.642	<b>33.626</b>	22.657	153.1	28:58.029
6	1:49.383	19.647	33.857	22.942	152.3	11:26.065	14	1:59.924	20.491	37.809	25.053	138.9	30:57.953
7	2:15.242 B	19.775	36.244	23.466	123.2	13:41.307	<b>64</b>	<b>Davide FABRI</b>					ITA
8	<b>11:11.560</b>	9:30.686	41.840	24.020	24.8	24:52.867		H43 TEAM NOBBY-TALASUR-BLUMAG					YAMAHA
9	1:49.556	19.691	34.030	22.945	152.0	26:42.423	1	2:02.172	26.950	35.899	24.021	132.1	2:02.172
10	1:48.952	<b>19.564</b>	<b>33.784</b>	22.885	152.9	28:31.375	2	1:50.908	20.188	34.248	23.060	150.2	3:53.080
11	<b>1:48.839</b>	19.628	33.796	<b>22.766</b>	153.0	30:20.214	3	1:55.054	19.850	37.280	24.210	144.8	5:48.134
<b>52</b>	<b>Guillem ERILL TRALLERO</b>					ESP	4	1:50.261	19.731	33.888	23.093	151.1	7:38.395
	DEZA - ISMABON RACING TEAM					KAWASAKI	5	1:49.401	<b>19.665</b>	33.674	22.920	152.3	9:27.796
1	2:20.149	45.713	36.834	24.141	115.2	2:20.149	6	<b>1:49.280</b>	19.729	<b>33.565</b>	22.881	152.4	11:17.076
2	1:50.457	20.107	33.990	22.932	150.8	4:10.606	7	1:49.481	19.744	33.755	<b>22.832</b>	152.1	13:06.557
3	1:49.541	19.965	33.902	22.755	152.1	6:00.147	8	<b>2:21.633 B</b>	22.365	40.000	26.632	117.6	15:28.190
4	1:48.630	19.831	33.579	22.626	153.3	7:48.777	9	6:59.901	5:02.724	49.285	28.341	39.7	22:28.091
5	1:48.345	<b>19.546</b>	33.554	22.620	153.7	9:37.122	10	2:04.728	20.192	37.728	30.480	133.5	24:32.819
6	2:07.213 B	19.648	35.952	22.763	130.9	11:44.335	11	1:49.827	19.954	33.706	22.979	151.7	26:22.646
7	<b>5:17.511</b>	3:47.042	34.682	22.914	52.5	17:01.846	12	1:49.666	19.890	33.628	22.976	151.9	28:12.312
8	1:48.314	19.824	33.563	22.435	153.8	18:50.160	13	2:05.000	19.718	33.793	30.274	133.3	30:17.312
9	1:48.100	19.675	33.426	22.456	154.1	20:38.260	<b>71</b>	<b>Kimi PATOVA</b>					FIN
10	<b>1:47.730</b>	19.585	<b>33.334</b>	<b>22.411</b>	154.6	22:25.990		RAM RACING YAMAHA					YAMAHA
11	1:47.863	19.559	33.346	22.490	154.4	24:13.853	1	1:56.446	24.284	35.128	23.272	138.6	1:56.446
12	1:48.374	19.617	33.518	22.674	153.7	26:02.227	2	1:49.077	19.829	33.690	22.703	152.7	3:45.523
13	1:48.688	19.729	33.656	22.577	153.3	27:50.915	3	1:49.660	19.899	33.833	22.707	151.9	5:35.183
14	1:49.336	19.842	33.723	22.793	152.3	29:40.251	4	1:49.121	19.934	33.536	22.821	152.6	7:24.304
15	1:48.936	19.813	33.846	22.541	152.9	31:29.187	5	1:48.988	19.670	33.923	22.614	152.8	9:13.292
<b>55</b>	<b>Alex TOLEDO ROMERO</b>					ESP	6	1:49.430	19.547	33.857	22.746	152.2	11:02.722
	MRE TALENT					YAMAHA	7	<b>2:18.857 B</b>	20.976	36.498	24.369	120.0	13:21.579
1	3:21.483	1:44.924	37.278	26.030	80.1	3:21.483	8	6:07.970	4:35.413	35.314	23.497	45.3	19:29.549
2	1:49.021	<b>19.475</b>	33.761	22.761	152.8	5:10.504	9	1:49.039	19.842	33.745	22.512	152.8	21:18.588
3	1:52.487	19.648	37.082	22.892	148.1	7:02.991	10	1:48.965	19.951	33.559	22.417	152.9	23:07.553
4	1:48.642	19.497	33.578	22.702	153.3	8:51.633	11	2:04.906	21.843	40.027	27.689	133.4	25:12.459
							12	1:49.125	19.984	33.696	22.466	152.6	27:01.584



# Supersport

## CAMPEONATO DE ESPAÑA DE SUPERBIKE

### Entrenamiento Cronometrado

### Sector Analysis

— Invalidated Lap    ■ Personal Best    ■ Session Best    B Crossing the pit lane

Lap	Time	Sector 1	Sector 2	Sector 3	Kph	Elapsed
13	1:48.370	19.498	33.494	22.348	153.7	28:49.954
14	1:49.176	19.835	33.775	22.454	152.6	30:39.130

74 Ferran CASAS PENDON						
MDR SPAIN CIRCUITS						ESP
YAMAHA						
1	1:59.702	27.024	35.073	23.375	134.9	1:59.702
2	1:51.356	19.680	34.550	23.713	149.6	3:51.058
3	2:22.621 B	19.603	35.351	28.905	116.8	6:13.679
4	23:07.810 B	...	42.509	31.249	12.0	29:21.489

81 Felix NASSI						
MDR SPAIN CIRCUITS						FIN
YAMAHA						
1	2:05.615	32.871	35.560	23.509	128.5	2:05.615
2	1:49.333	19.801	33.809	22.856	152.4	3:54.948
3	1:48.540	19.446	33.528	22.778	153.5	5:43.488
4	1:49.683	19.756	33.236	22.693	151.9	7:33.171
5	1:48.781	19.693	33.418	22.695	153.1	9:21.952
6	1:48.498	19.653	33.321	22.645	153.5	11:10.450
7	2:06.120 B	19.602	33.433	22.544	132.1	13:16.570
8	9:29.285	7:52.337	35.819	27.578	29.3	22:45.855
9	1:49.631	19.769	33.786	22.778	151.9	24:35.486
10	1:48.258	19.642	33.303	22.543	153.9	26:23.744
11	1:48.311	19.491	33.321	22.534	153.8	28:12.055
12	1:48.629	19.706	33.338	22.631	153.3	30:00.684

91 Mihail FLOROV						
YAMAHA STRATOS						BUL
YAMAHA						
1	2:50.315	1:17.056	36.113	23.652	94.8	2:50.315
2	1:53.562	20.259	34.281	24.901	146.7	4:43.877
3	1:49.822	20.157	33.875	22.875	151.7	6:33.699
4	1:49.773	19.886	33.781	22.871	151.7	8:23.472
5	1:50.828	19.985	33.878	22.931	150.3	10:14.300
6	1:50.353	20.098	34.065	23.010	150.9	12:04.653
7	1:59.589 B	20.175	34.252	23.530	139.3	14:04.242
8	7:24.400	5:52.097	35.113	23.414	37.5	21:28.642
9	1:50.587	20.159	34.133	22.932	150.6	23:19.229
10	1:51.179	20.119	33.955	23.015	149.8	25:10.408
11	1:50.296	20.152	34.008	23.026	151.0	27:00.704
12	1:50.718	20.007	34.131	22.941	150.4	28:51.422
13	1:50.464	20.015	34.313	23.061	150.8	30:41.886

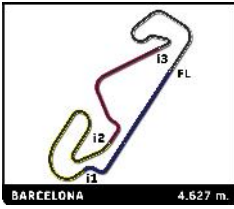
93 Mathias POULSEN						
MDS RACING						DEN
HONDA						
1	2:09.316	34.019	36.739	24.163	124.8	2:09.316
2	1:52.019	20.494	34.496	23.181	148.7	4:01.335
3	1:50.682	20.040	34.193	23.018	150.5	5:52.017
4	1:50.583	19.960	34.074	23.051	150.6	7:42.600
5	2:18.357 B	20.275	35.032	23.725	120.4	10:00.957
6	6:36.537	5:02.497	36.036	23.958	42.0	16:37.494
7	1:50.031	20.148	33.834	22.898	151.4	18:27.525
8	1:49.397	19.824	33.574	22.800	152.3	20:16.922
9	1:49.333	19.958	33.575	22.828	152.4	22:06.255
10	1:49.673	19.818	33.666	22.928	151.9	23:55.928
11	2:14.370 B	24.458	38.473	23.544	124.0	26:10.298
12	4:07.917	2:34.674	35.223	23.667	67.2	30:18.215

95 Vertti TAKALA						
KALLIO RACING JUNIOR TEAM						FIN
YAMAHA						
1	1:54.272	23.055	34.440	22.901	141.3	1:54.272
2	1:49.409	19.686	33.844	22.884	152.2	3:43.681
3	1:49.352	19.842	33.781	22.750	152.3	5:33.033
4	1:48.979	19.567	33.721	22.778	152.8	7:22.012
5	1:48.326	19.482	33.729	22.556	153.8	9:10.338
6	2:12.417 B	20.524	40.067	23.672	125.8	11:22.755
7	5:38.052	4:08.195	34.156	22.843	49.3	17:00.807
8	1:48.106	19.563	33.463	22.541	154.1	18:48.913
9	1:48.170	19.555	33.506	22.398	154.0	20:37.083
10	1:48.281	19.397	33.483	22.572	153.8	22:25.364
11	1:48.002	19.387	33.443	22.505	154.2	24:13.366
12	1:52.012	19.083	33.923	23.718	148.7	26:05.378
13	1:48.823	19.642	33.702	22.654	153.1	27:54.201
14	1:52.548	20.754	35.964	22.789	148.0	29:46.749
15	1:49.084	19.566	33.616	22.678	152.7	31:35.833

97 Laurence EDGELEY						
TEAM EDGE RST RACING						GBR
YAMAHA						
1	2:18.962	40.384	38.804	24.494	116.2	2:18.962
2	1:53.747	20.317	34.537	23.347	146.4	4:12.709
3	1:52.001	20.091	34.310	23.400	148.7	6:04.710
4	1:52.461	20.307	34.363	23.264	148.1	7:57.171
5	1:52.711	20.184	34.185	23.757	147.8	9:49.882
6	1:52.721	20.312	34.650	23.386	147.8	11:42.603
7	2:08.975 B	20.307	35.807	24.236	129.2	13:51.578
8	9:14.880	7:39.651	35.970	24.142	30.0	23:06.458
9	1:52.029	20.269	34.433	23.169	148.7	24:58.487
10	1:53.921	20.117	35.155	24.076	146.2	26:52.408
11	1:51.851	20.051	34.266	23.301	148.9	28:44.259
12	2:06.372	20.747	46.725	24.049	131.8	30:50.631

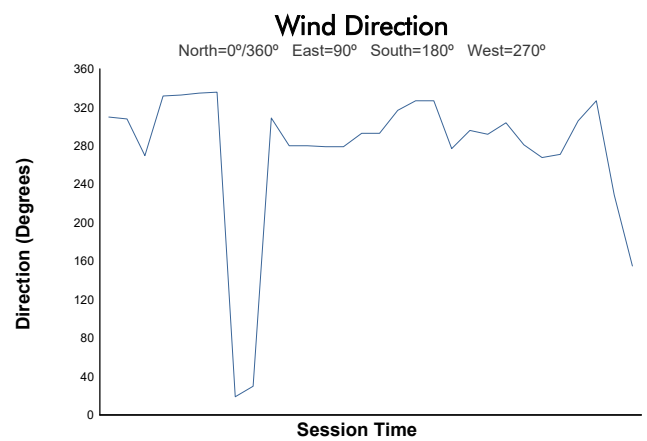
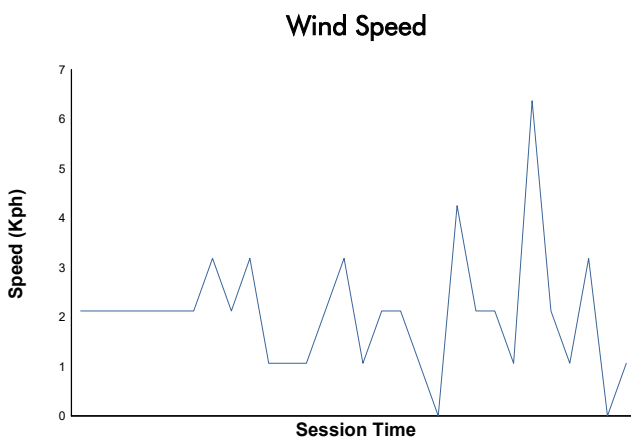
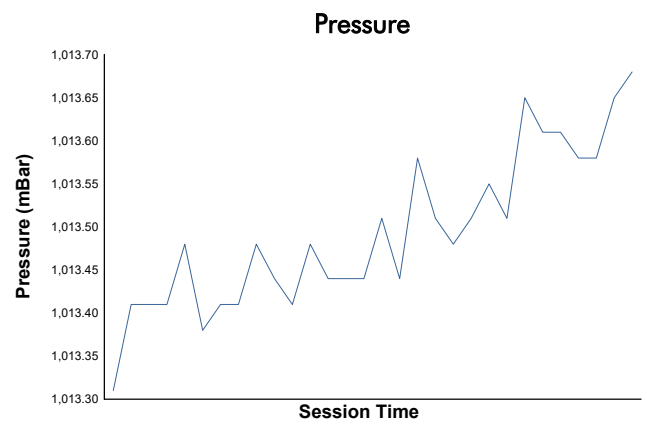
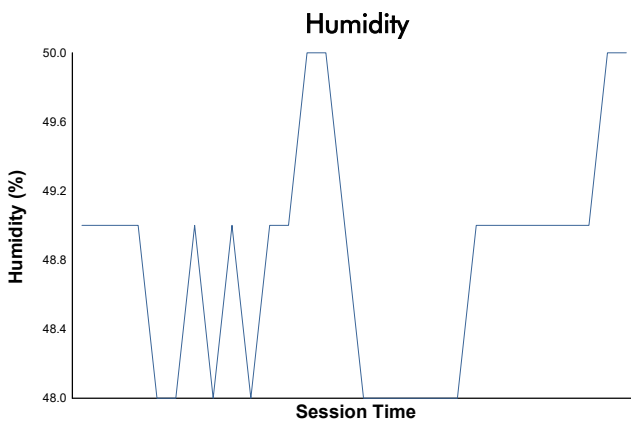
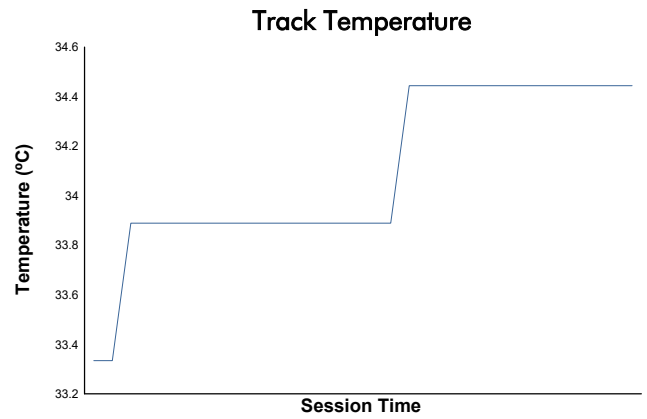
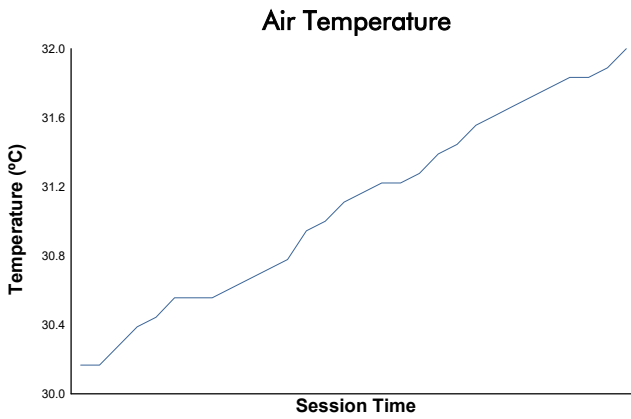
99 Oscar GUTIERREZ IGLESIAS						
ANDOTRANS TEAM TORRENTÓ						ESP
YAMAHA						
1	12:06.005	...	37.446	23.481	22.2	12:06.005
2	1:48.710	19.782	33.431	22.750	153.2	13:54.715
3	1:47.255	19.476	33.251	22.261	155.3	15:41.970
4	1:51.654	19.265	34.663	24.178	149.2	17:33.624
5	1:46.934	19.405	33.164	22.178	155.8	19:20.558
6	1:46.436	19.269	32.955	22.175	156.5	21:06.994
7	1:46.616	19.252	33.077	22.157	156.2	22:53.610
8	2:06.262 B	20.554	36.064	23.381	131.9	24:59.872





# CAMPEONATO DE ESPAÑA DE SUPERBIKE

Supersport  
Entrenamiento Cronometrado  
Weather Report



Track Status: **DRY**