

Supersport

CAMPEONATO DE ESPAÑA DE SUPERBIKE

Carrera 2 ((16 laps, 73.9 km.))

Classification

Rider	Nat	Team	Bike	Cl.	Laps	Total Time	Gap	Kph	Best Lap				
									Lap	Time	Kph		
1	99	Oscar GUTIERREZ IGLESIAS	ESP	ANDOTRANS TEAM TORRENTÓ	YAMAHA	Supersport	16	28:43.376	-	154.3	7	1:47.098	155.5
2	10	David SANCHIS MARTINEZ	ESP	H43 TEAM NOBBY-TALASUR-BLUMAQ	YAMAHA	Supersport	16	28:47.401	+4.025	154.0	7	1:47.365	155.1
3	18	Aleix VIU COTOLI	ESP	EASYRACE TEAM	YAMAHA	Supersport	16	28:47.554	+4.178	154.0	7	1:46.943	155.8
4	33	Daniel VALLE MUÑOZ	ESP	SP57 RACING TEAM	YAMAHA	Supersport	16	28:48.160	+4.784	153.9	11	1:46.970	155.7
5	74	Ferran CASAS PENDON	ESP	MDR SPAIN CIRCUITS	YAMAHA	Supersport	16	28:48.712	+5.336	153.9	5	1:47.245	155.3
6	12	Borja GOMEZ RUS	ESP	POLI-SPORT RACING	YAMAHA	Supersport	16	28:53.922	+10.546	153.4	8	1:47.738	154.6
7	57	Kenny KOSKINEN	FIN	KALLIO RACING JUNIOR TEAM	YAMAHA	Supersport	16	29:12.976	+29.600	151.7	16	1:48.782	153.1
8	52	Guillem ERILL TRALLERO	ESP	DEZA - ISMABON RACING TEAM	KAWASAKI	Supersport	16	29:13.021	+29.645	151.7	9	1:48.437	153.6
9	15	Thomas SIGVARTSEN	NOR	H43 TEAM NOBBY	YAMAHA	Supersport	16	29:13.956	+30.580	151.7	9	1:48.437	153.6
10	19	Joan DIAZ CORBELLA	ESP	H43 TEAM NOBBY-TALASUR-BLUMAQ	YAMAHA	Supersport	16	29:14.224	+30.848	151.6	7	1:48.825	153.1
11	9	Francisco GOMEZ REQUENA	ESP	GM FUEL - VRC TEAM	YAMAHA	Open600	16	29:18.488	+35.112	151.3	11	1:49.000	152.8
12	71	Kimi PATOVA	FIN	RAM RACING YAMAHA	YAMAHA	Supersport	16	29:24.021	+40.645	150.8	7	1:48.800	153.1
13	93	Mathias POULSEN	DEN	MDS RACING	HONDA	Open600	16	29:35.811	+52.435	149.8	16	1:50.085	151.3
14	29	Juan Jose NUÑEZ SANCHEZ	ESP	SP57 RACING TEAM	YAMAHA	Open600	16	29:37.953	+54.577	149.6	6	1:50.094	151.3
15	64	Davide FABRI	ITA	H43 TEAM NOBBY-TALASUR-BLUMAQ	YAMAHA	Supersport	16	29:38.023	+54.647	149.6	4	1:49.743	151.8
16	91	Mihail FLOROV	BUL	YAMAHA STRATOS	YAMAHA	Supersport	16	29:39.793	+56.417	149.5	13	1:50.083	151.3
17	81	Felix NASSI	FIN	MDR SPAIN CIRCUITS	YAMAHA	Supersport	16	29:47.422	+1:04.046	148.8	3	1:49.742	151.8
18	49	Alex PEREZ VIADEL	ESP	DR7 HMAX	YAMAHA	Open600	16	29:49.353	+1:05.977	148.7	5	1:49.808	151.7
19	41	Alexis GONZALEZ CIO	ESP	XCTECH	YAMAHA	Supersport	16	29:49.860	+1:06.484	148.6	9	1:50.717	150.4
20	97	Laurence EDGELEY	GBR	TEAM EDGE RST RACING	YAMAHA	Open600	16	29:53.439	+1:10.063	148.3	4	1:50.538	150.7
21	25	Jamie DAVIS	GBR	PINAMOTO RS	YAMAHA	Open600	16	30:00.646	+1:17.270	147.7	12	1:51.284	149.7
22	45	Juan Manuel SOTO PEREZ	ESP	PINAMOTO RS	YAMAHA	Open600	15	29:27.363	1 Lap	141.1	10	1:55.287	144.5

Not classified:

27	Alex BORNER PAMIES	GER	EASYRACE TEAM	YAMAHA	Supersport	13	23:38.099			3	1:48.068	154.1
21	Eduardo MONTERO HUERTA	ESP	DR7 HMAX	YAMAHA	Open600	13	24:05.822			3	1:50.264	151.1
55	Alex TOLEDO ROMERO	ESP	MRE TALENT	YAMAHA	Supersport	9	30:01.503			9	1:48.947	152.9
43	Simon JESPERSEN	DEN	MDS RACING	HONDA	Open600	1	1:53.115					
7	Kyle David SMITH	GBR	DR7 HMAX	YAMAHA	Supersport							
95	Vertti TAKALA	FIN	KALLIO RACING JUNIOR TEAM	YAMAHA	Supersport							
48	Nil ROIG MARTINEZ	ESP	GASSS RACING TEAM	YAMAHA	Open600							

Pole Position

GUTIERREZ IGLESIAS, Oscc

1:46.436

Fastest Lap

Lap 7

Aleix VIU COTOLI

1:46.943

155.8 Kph

Published at:

Track Status: **DRY**

Stewards:	Timekeeper:
-----------	-------------



Supersport

CAMPEONATO DE ESPAÑA DE SUPERBIKE

Carrera 2

Classification by Class

Nr. Rider	Nat	Team	Bike	Time	Lap Total	Gap	Kph
Open600							
1	9	Francisco GOMEZ REQUENA	ESP GM FUEL - VRC TEAM	YAMAHA	1:49.000	11 16	152.8
2	93	Mathias POULSEN	DEN MDS RACING	HONDA	1:50.085	16 16 +17.323+17.323	151.3
3	29	Juan Jose NUÑEZ SANCHEZ	ESP SP57 RACING TEAM	YAMAHA	1:50.094	6 16 +19.465 +2.142	151.3
4	49	Alex PEREZ VIADEL	ESP DR7 HMAX	YAMAHA	1:49.808	5 16 +30.865+11.400	151.7
5	97	Laurence EDGELEY	GBR TEAM EDGE RST RACING	YAMAHA	1:50.538	4 16 +34.951 +4.086	150.7
6	25	Jamie DAVIS	GBR PINAMOTO RS	YAMAHA	1:51.284	12 16 +42.158 +7.207	149.7
7	45	Juan Manuel SOTO PEREZ	ESP PINAMOTO RS	YAMAHA	1:55.287	10 15 1 Laps 1 Laps	144.5
Not classified:							
21	Eduardo MONTERO HUERTA	ESP DR7 HMAX	YAMAHA	1:50.264	3 13	3 Laps 2 Laps	151.1
43	Simon JESPERSEN	DEN MDS RACING	HONDA		1		
48	Nil ROIG MARTINEZ	ESP GASSS RACING TEAM	YAMAHA			16 Laps 1 Laps	
Supersport							
1	99	Oscar GUTIERREZ IGLESIAS	ESP ANDOTRANS TEAM TORRENTÓ	YAMAHA	1:47.098	7 16	155.5
2	10	David SANCHIS MARTINEZ	ESP H43 TEAM NOBBY-TALASUR-BLUMAQ	YAMAHA	1:47.365	7 16 +4.025 +4.025	155.1
3	18	Aleix VIU COTOLI	ESP EASYRACE TEAM	YAMAHA	1:46.943	7 16 +4.178 +0.153	155.8
4	33	Daniel VALLE MUÑOZ	ESP SP57 RACING TEAM	YAMAHA	1:46.970	11 16 +4.784 +0.606	155.7
5	74	Ferran CASAS PENDON	ESP MDR SPAIN CIRCUITS	YAMAHA	1:47.245	5 16 +5.336 +0.552	155.3
6	12	Borja GOMEZ RUS	ESP POLI-SPORT RACING	YAMAHA	1:47.738	8 16 +10.546 +5.210	154.6
7	57	Kenny KOSKINEN	FIN KALLIO RACING JUNIOR TEAM	YAMAHA	1:48.782	16 16 +29.600+19.054	153.1
8	52	Guillem ERILL TRALLERO	ESP DEZA - ISMABON RACING TEAM	KAWASAKI	1:48.437	9 16 +29.645 +0.045	153.6
9	15	Thomas SIGVARTSEN	NOR H43 TEAM NOBBY	YAMAHA	1:48.437	9 16 +30.580 +0.935	153.6
10	19	Joan DIAZ CORBELLA	ESP H43 TEAM NOBBY-TALASUR-BLUMAQ	YAMAHA	1:48.825	7 16 +30.848 +0.268	153.1
11	71	Kimi PATOVA	FIN RAM RACING YAMAHA	YAMAHA	1:48.800	7 16 +40.645 +9.797	153.1
12	64	Davide FABRI	ITA H43 TEAM NOBBY-TALASUR-BLUMAQ	YAMAHA	1:49.743	4 16 +54.647+14.002	151.8
13	91	Mihail FLOROV	BUL YAMAHA STRATOS	YAMAHA	1:50.083	13 16 +56.417 +1.770	151.3
14	81	Felix NASSI	FIN MDR SPAIN CIRCUITS	YAMAHA	1:49.742	3 16+1'04.046 +7.629	151.8
15	41	Alexis GONZALEZ CIO	ESP XCTECH	YAMAHA	1:50.717	9 16+1'06.484 +2.438	150.4
Not classified:							
27	Alex BORNER PAMIES	GER EASYRACE TEAM	YAMAHA	1:48.068	3 13	3 Laps 3 Laps	154.1
55	Alex TOLEDO ROMERO	ESP MRE TALENT	YAMAHA	1:48.947	9 9		152.9
7	Kyle David SMITH	GBR DR7 HMAX	YAMAHA			16 Laps 9 Laps	
95	Vertti TAKALA	FIN KALLIO RACING JUNIOR TEAM	YAMAHA				

Published at:

Track Status: **DRY**

Stewards:	Timekeeper:
-----------	-------------



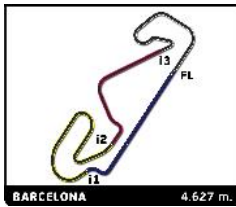
Supersport CAMPEONATO DE ESPAÑA DE SUPERBIKE

Carrera 2

Lap Chart

LAP

Nr	Pos	Grid	1	2	3	4	5	6	7	8	9	10	11	12	13	14	15	16
99	1	99	33	99	99	99	99	99	99	99	99	99	99	99	99	99	99	99
33	2	33	99	33	33	18	18	18	18	18	18	18	18	18	18	18	18	10
74	3	74	18	18	18	33	74	74	33	33	74	74	74	74	10	10	10	18
55	4	55	74	74	74	74	33	33	74	74	33	10	10	10	74	74	33	33
27	5	27	12	12	12	12	12	12	10	10	10	12	33	33	33	33	74	74
71	6	71	27	27	27	10	10	10	12	12	12	33	12	12	12	12	12	12
12	7	12	10	10	10	27	27	27	27	27	27	27	27	27	27	57	57	57
15	8	15	43	57	57	57	57	57	57	57	57	57	57	52	57	52	52	52
19	9	19	81	9	9	19	52	52	52	52	52	52	52	57	52	15	15	15
43	10	43	57	19	19	9	19	19	19	19	19	19	19	15	15	19	19	19
18	11	18	9	81	81	52	9	71	71	15	15	15	15	19	19	9	9	9
7	12	7	19	71	71	71	71	9	9	71	71	71	9	9	9	71	71	71
10	13	10	71	52	52	15	15	15	15	9	9	9	71	71	71	93	93	93
52	14	52	15	15	15	21	21	21	64	21	21	21	21	29	29	29	29	29
95	15	95	52	21	21	64	64	64	21	64	29	29	93	93	93	64	64	64
48	16	48	21	29	29	29	29	29	29	29	64	93	29	21	21	91	91	91
9	17	9	29	64	64	93	93	93	93	93	64	64	64	49	49	49	49	81
81	18	81	64	93	93	81	81	81	49	49	49	49	49	49	64	81	81	49
57	19	57	41	41	91	91	91	49	81	91	91	91	91	91	91	41	41	41
49	20	49	93	91	41	41	41	91	91	81	41	41	81	81	81	97	97	97
64	21	64	25	25	25	97	49	41	41	41	81	81	41	41	41	25	25	25
29	22	29	91	97	97	25	97	97	97	97	97	97	97	97	97	45	45	
93	23	93	97	49	49	49	25	25	25	25	25	25	25	25	25			
91	24	91	49	45	45	45	45	45	45	45	45	45	45	45	45			
21	25	21	45	55	55	55	55	55	55	55	55	55						
25	26	25	55															
41	27	41																
97	28	97																
45	29	45																



Supersport

CAMPEONATO DE ESPAÑA DE SUPERBIKE

Carrera 2

Best Sector Times

SECTOR 1			SECTOR 2		SECTOR 3					
Pos	Rider	Time	Rider	Time	Rider	Time	Pos	Rider	Ideal Lap	Best Lap
1	33 D.VALLE MUÑOZ	19.075	18 A.VIU COTOLI	32.995	99 O.GUTIERREZ IGLESIAS	22.154	1	99 O.GUTIERREZ IGLESIAS	1:46.752	1:47.098 (3)
2	10 D.SANCHIS MARTINEZ	19.212	99 O.GUTIERREZ IGLESIAS	33.049	18 A.VIU COTOLI	22.182	2	33 D.VALLE MUÑOZ	1:46.811	1:46.970 (2)
3	74 F.CASAS PENDON	19.315	33 D.VALLE MUÑOZ	33.058	12 B.GOMEZ RUS	22.283	3	18 A.VIU COTOLI	1:46.866	1:46.943 (1)
4	99 O.GUTIERREZ IGLESIAS	19.349	74 F.CASAS PENDON	33.088	33 D.VALLE MUÑOZ	22.286	4	74 F.CASAS PENDON	1:47.042	1:47.245 (4)
5	18 A.VIU COTOLI	19.416	12 B.GOMEZ RUS	33.135	10 D.SANCHIS MARTINEZ	22.293	5	10 D.SANCHIS MARTINEZ	1:47.166	1:47.365 (5)
6	19 J.DIAZ CORBELLA	19.447	10 D.SANCHIS MARTINEZ	33.204	74 F.CASAS PENDON	22.301	6	12 B.GOMEZ RUS	1:47.302	1:47.738 (6)
7	27 A.BORNER PAMIES	19.447	27 A.BORNER PAMIES	33.347	27 A.BORNER PAMIES	22.453	7	27 A.BORNER PAMIES	1:47.951	1:48.068 (7)
8	12 B.GOMEZ RUS	19.475	52 G.ERILL TRALLERO	33.489	71 K.PATOVA	22.483	8	52 G.ERILL TRALLERO	1:48.202	1:48.437 (9)
9	49 A.PEREZ VIADEL	19.522	15 T.SIGVARTSEN	33.492	52 G.ERILL TRALLERO	22.492	9	15 T.SIGVARTSEN	1:48.345	1:48.437 (8)
10	9 F.GOMEZ REQUENA	19.545	71 K.PATOVA	33.551	48 N.ROIG MARTINEZ	22.499	10	19 J.DIAZ CORBELLA	1:48.534	1:48.825 (12)
11	15 T.SIGVARTSEN	19.557	55 A.TOLEDO ROMERO	33.566	19 J.DIAZ CORBELLA	22.541	11	57 K.KOSKINEN	1:48.575	1:48.782 (10)
12	52 G.ERILL TRALLERO	19.568	57 K.KOSKINEN	33.627	15 T.SIGVARTSEN	22.552	12	71 K.PATOVA	1:48.638	1:48.800 (11)
13	57 K.KOSKINEN	19.599	64 D.FABRI	33.707	7 K.SMITH	22.592	13	9 F.GOMEZ REQUENA	1:48.834	1:49.000 (14)
14	41 A.GONZALEZ CIO	19.687	7 K.SMITH	33.744	57 K.KOSKINEN	22.595	14	55 A.TOLEDO ROMERO	1:48.926	1:48.947 (13)
15	71 K.PATOVA	19.758	19 J.DIAZ CORBELLA	33.745	9 F.GOMEZ REQUENA	22.615	15	49 A.PEREZ VIADEL	1:49.364	1:49.808 (17)
16	55 A.TOLEDO ROMERO	19.758	81 F.NASSI	33.746	43 S.JESPERSEN	22.648	16	64 D.FABRI	1:49.556	1:49.743 (16)
17	93 M.POULSEN	19.793	9 F.GOMEZ REQUENA	33.753	95 V.TAKALA	22.691	17	81 F.NASSI	1:49.608	1:49.742 (15)
18	81 F.NASSI	19.797	43 S.JESPERSEN	33.816	55 A.TOLEDO ROMERO	22.759	18	93 M.POULSEN	1:49.770	1:50.085 (19)
19	64 D.FABRI	19.810	21 E.MONTERO HUERTA	33.829	21 E.MONTERO HUERTA	22.802	19	91 M.FLOROV	1:49.840	1:50.083 (18)
20	29 J.NUÑEZ SANCHEZ	19.815	93 M.POULSEN	33.853	81 F.NASSI	22.811	20	21 E.MONTERO HUERTA	1:49.892	1:50.264 (21)
21	97 L.EDGELEY	19.893	91 M.FLOROV	33.927	29 J.NUÑEZ SANCHEZ	22.828	21	29 J.NUÑEZ SANCHEZ	1:49.913	1:50.094 (20)
22	91 M.FLOROV	19.966	97 L.EDGELEY	33.999	91 M.FLOROV	22.898	22	97 L.EDGELEY	1:50.506	1:50.538 (22)
23	25 J.DAVIS	19.984	49 A.PEREZ VIADEL	33.999	64 D.FABRI	22.907	23	41 A.GONZALEZ CIO	1:50.558	1:50.717 (23)
24	21 E.MONTERO HUERTA	20.066	29 J.NUÑEZ SANCHEZ	34.044	49 A.PEREZ VIADEL	22.937	24	25 J.DAVIS	1:50.949	1:51.284 (24)
25	45 J.SOTO PEREZ	20.685	95 V.TAKALA	34.221	97 L.EDGELEY	22.956	25	43 S.JESPERSEN	1:52.659	
26	43 S.JESPERSEN	23.586	48 N.ROIG MARTINEZ	34.227	93 M.POULSEN	23.014	26	45 J.SOTO PEREZ	1:54.866	1:55.287 (25)



Supersport

CAMPEONATO DE ESPAÑA DE SUPERBIKE

After Carrera 2

Event maximum speed

Rider	Team	Bike	Class	T. Speed	Lap	Session
10 David SANCHIS MARTINEZ	H43 TEAM NOBBY-TALASUR-BLUMAQ	YAMAHA	Superspc	274.1	5	Carrera 1
43 Simon JESPERSEN	MDS RACING	HONDA	Open600	274.1	3	Entrenamiento Cronometrado
27 Alex BORNER PAMIES	EASYRACE TEAM	YAMAHA	Superspc	272.0	2	Carrera 1
19 Joan DIAZ CORBELLA	H43 TEAM NOBBY-TALASUR-BLUMAQ	YAMAHA	Superspc	271.4	3	Entrenamiento Cronometrado
48 Nil ROIG MARTINEZ	GASSS RACING TEAM	YAMAHA	Open600	271.4	2	Carrera 1
49 Alex PEREZ VIADEL	DR7 HMAX	YAMAHA	Open600	269.3	5	Carrera 1
71 Kimi PATOVA	RAM RACING YAMAHA	YAMAHA	Superspc	269.3	6	Carrera 2
9 Francisco GOMEZ REGUENA	GM FUEL - VRC TEAM	YAMAHA	Open600	269.3	3	Carrera 1
74 Ferran CASAS PENDON	MDR SPAIN CIRCUITS	YAMAHA	Superspc	268.7	2	Carrera 1
33 Daniel VALLE MUÑOZ	SP57 RACING TEAM	YAMAHA	Superspc	268.0	9	Carrera 1
41 Alexis GONZALEZ CIO	XCTECH	YAMAHA	Superspc	268.0	9	Carrera 2
81 Felix NASSI	MDR SPAIN CIRCUITS	YAMAHA	Superspc	267.3	3	Entrenamiento Cronometrado
12 Borja GOMEZ RUS	POLI-SPORT RACING	YAMAHA	Superspc	266.0	2	Carrera 1
18 Aleix VIU COTOLI	EASYRACE TEAM	YAMAHA	Superspc	266.0	3	Entrenamiento Cronometrado
97 Laurence EDGELEY	TEAM EDGE RST RACING	YAMAHA	Open600	266.0	3	Carrera 1
55 Alex TOLEDO ROMERO	MRE TALENT	YAMAHA	Superspc	265.4	4	Warm-up
7 Kyle David SMITH	DR7 HMAX	YAMAHA	Superspc	265.4	10	Carrera 1
95 Vertti TAKALA	KALLIO RACING JUNIOR TEAM	YAMAHA	Superspc	265.4	5	Warm-up
99 Oscar GUTIERREZ IGLESIAS	ANDOTRANS TEAM TORRENTÓ	YAMAHA	Superspc	265.4	2	Carrera 1
29 Juan Jose NUÑEZ SANCHEZ	SP57 RACING TEAM	YAMAHA	Open600	264.7	2	Carrera 1
52 Guillem ERILL TRALLERO	DEZA - ISMABON RACING TEAM	KAWASAKI	Superspc	264.1	10	Carrera 1
93 Mathias POULSEN	MDS RACING	HONDA	Open600	264.1	4	Warm-up
64 Davide FABRI	H43 TEAM NOBBY-TALASUR-BLUMAQ	YAMAHA	Superspc	263.4	3	Entrenamiento Cronometrado
15 Thomas SIGVARTSEN	H43 TEAM NOBBY	YAMAHA	Superspc	262.8	12	Carrera 2
21 Eduardo MONTERO HUERTA	DR7 HMAX	YAMAHA	Open600	262.1	2	Carrera 1
57 Kenny KOSKINEN	KALLIO RACING JUNIOR TEAM	YAMAHA	Superspc	260.9	5	Entrenamiento Cronometrado
91 Mihail FLOROV	YAMAHA STRATOS	YAMAHA	Superspc	258.4	8	Carrera 2
25 Jamie DAVIS	PINAMOTO RS	YAMAHA	Open600	257.1	4	Warm-up
45 Juan Manuel SOTO PEREZ	PINAMOTO RS	YAMAHA	Open600	253.5	2	Carrera 2



Supersport

CAMPEONATO DE ESPAÑA DE SUPERBIKE

Carrera 2

Leader Sequence

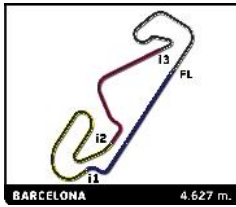
Nr	Rider	Team	Bike	Start Lap	End Lap	Laps	Total Laps
Open600							
43	Simon JESPERSEN	MDS RACING	HONDA	1	1	1	1
9	Francisco GOMEZ REQUENA	GM FUEL - VRC TEAM	YAMAHA	2	16	15	15
Supersport							
33	Daniel VALLE MUÑOZ	SP57 RACING TEAM	YAMAHA	1	1	1	1
99	Oscar GUTIERREZ IGLESIAS	ANDOTRANS TEAM TORRENTÓ	YAMAHA	2	16	15	15



Supersport
CAMPEONATO DE ESPAÑA DE SUPERBIKE
Carrera 2

Fastest Lap Sequence

Practice Time	Rider	Team	Bike	Class	Time	Kph	Lap
3:37.633	99 Oscar GUTIERREZ IGLESIAS	ANDOTRANS TEAM TORRENTÓ	YAMAHA	Supersport	1:47.111	155.5	2
10:47.573	18 Aleix VIU COTOLI	EASYRACE TEAM	YAMAHA	Supersport	1:47.037	155.6	6
12:34.516	18 Aleix VIU COTOLI	EASYRACE TEAM	YAMAHA	Supersport	1:46.943	155.8	7



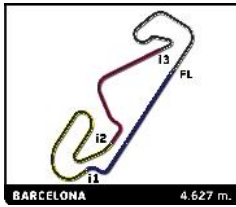
Supersport CAMPEONATO DE ESPAÑA DE SUPERBIKE

Carrera 2

Analysis by lap

Lapped

Nr	Lap Time	Gap	Nr	Lap Time	Gap	Nr	Lap Time	Gap	Nr	Lap Time	Gap	Nr	Lap Time	Gap
Lap 1			33	1:47.360	0.280	12	1:47.888	3.476	52	1:48.978	18.394	9	1:49.098	23.669
33	1:50.454		18	1:47.341	0.855	10	1:47.753	4.331	19	1:48.825	18.663	21	1:50.302	32.223
99	1:50.522	0.068	74	1:47.531	1.318	27	1:48.266	5.495	71	1:48.800	18.947	29	1:50.460	32.766
18	1:51.353	0.899	12	1:47.783	2.466	57	1:49.221	13.471	9	1:49.578	20.384	64	1:50.929	32.980
74	1:51.573	1.119	27	1:48.068	3.480	52	1:49.076	14.661	15	1:49.587	20.452	93	1:50.308	33.303
12	1:52.037	1.583	10	1:47.531	3.695	19	1:49.704	14.964	64	1:50.588	26.214	49	1:50.211	35.878
27	1:52.345	1.891	57	1:49.246	9.205	9	1:49.789	15.292	21	1:51.158	26.698	91	1:50.111	37.146
10	1:52.653	2.199	9	1:49.768	10.212	71	1:49.488	15.420	29	1:50.573	26.764	41	1:50.717	40.264
43	1:53.115	2.661	19	1:49.162	10.434	15	1:49.172	15.790	93	1:50.366	28.051	81	1:51.513	40.764
81	1:55.706	5.252	81	1:49.742	11.297	21	1:50.430	18.926	49	1:49.897	30.830	97	1:51.920	42.955
57	1:55.714	5.260	71	1:49.732	11.336	64	1:49.858	19.199	81	1:51.092	31.952	25	1:51.710	44.137
9	1:55.897	5.443	52	1:49.486	11.397	29	1:50.362	20.312	91	1:50.920	32.047	55	1:05.856	7 Laps
19	1:56.016	5.562	15	1:49.577	11.743	93	1:50.391	21.136	41	1:51.294	33.738	45	1:56.011	1:30.475
71	1:56.122	5.668	21	1:50.264	12.766	81	1:51.721	23.185	97	1:51.177	34.835	Lap 10		
15	1:56.294	5.840	29	1:50.811	14.050	91	1:51.279	25.034	25	1:51.390	35.853	99	1:47.125	
52	1:56.459	6.005	64	1:50.862	14.272	41	1:51.167	25.189	45	1:56.257	1:13.912	18	1:47.369	0.621
21	1:57.033	6.579	93	1:50.426	14.970	49	1:49.808	25.251	Lap 8					
29	1:57.205	6.751	91	1:51.243	17.147	97	1:52.253	26.552	99	1:47.864				
64	1:57.701	7.247	41	1:51.559	17.378	25	1:51.744	27.129	18	1:47.538	0.176			
41	1:59.005	8.551	25	1:51.865	18.165	45	1:56.575	54.575	33	1:47.535	1.924			
93	1:59.012	8.558	97	1:51.387	18.435	Lap 6			74	1:47.351	2.041			
25	1:59.158	8.704	49	1:50.521	20.230	99	1:47.117		10	1:47.513	4.579			
91	1:59.220	8.766	45	1:57.863	34.976	18	1:47.037	0.657	12	1:47.738	4.993			
97	2:00.603	10.149	55	6:06.433	2 Laps	74	1:47.426	1.757	27	1:48.586	9.108			
49	2:04.230	13.776	Lap 4			33	1:47.371	1.921	57	1:48.932	18.473			
45	2:04.437	13.983	99	1:47.409		12	1:48.062	4.421	52	1:48.756	19.286			
Lap 2			18	1:47.366	0.812	10	1:47.449	4.663	19	1:49.070	19.869			
99	1:47.111		33	1:48.476	1.347	27	1:48.234	6.612	15	1:48.540	21.128			
33	1:47.591	0.412	74	1:47.559	1.468	57	1:49.124	15.478	71	1:50.437	21.520			
18	1:47.286	1.006	12	1:47.796	2.853	52	1:48.970	16.514	9	1:49.399	21.919			
74	1:47.339	1.279	10	1:47.557	3.843	19	1:49.089	16.936	21	1:50.435	29.269			
12	1:47.771	2.175	27	1:48.423	4.494	71	1:48.942	17.245	64	1:51.049	29.399			
27	1:48.192	2.904	57	1:49.719	11.515	9	1:49.729	17.904	29	1:50.754	29.654			
10	1:48.636	3.656	19	1:49.500	12.525	15	1:49.290	17.963	93	1:50.156	30.343			
57	1:49.370	7.451	9	1:49.965	12.768	21	1:50.829	22.638	49	1:50.049	33.015			
9	1:49.672	7.936	52	1:48.862	12.850	64	1:50.642	22.724	91	1:50.200	34.383			
19	1:50.381	8.764	71	1:49.270	13.197	29	1:50.094	23.289	81	1:52.511	36.599			
81	1:50.974	9.047	15	1:49.549	13.883	93	1:50.764	24.783	41	1:51.021	36.895			
71	1:50.607	9.096	21	1:50.404	15.761	81	1:51.890	27.958	97	1:51.412	38.383			
52	1:50.577	9.403	64	1:49.743	16.606	49	1:49.897	28.031	25	1:51.786	39.775			
15	1:50.997	9.658	29	1:50.574	17.215	91	1:50.308	28.225	45	1:55.764	1:21.812			
21	1:50.594	9.994	93	1:50.449	18.010	41	1:51.470	29.542	Lap 9					
29	1:51.159	10.731	81	1:54.841	18.729	97	1:51.321	30.756	99	1:47.348				
64	1:50.834	10.902	91	1:51.282	21.020	25	1:51.549	31.561	18	1:47.549	0.377			
93	1:50.657	12.036	41	1:51.318	21.287	45	1:57.295	1:04.753	74	1:47.690	2.383			
41	1:51.939	13.311	97	1:50.538	21.564	Lap 7			33	1:47.952	2.528			
91	1:51.809	13.396	25	1:51.894	22.650	99	1:47.098		10	1:47.656	4.887			
25	1:52.267	13.792	49	1:49.887	22.708	18	1:46.943	0.502	12	1:47.819	5.464			
97	1:51.570	14.540	45	1:57.698	45.265	33	1:47.430	2.253	27	1:49.004	10.764			
49	1:50.604	17.201	Lap 5			74	1:47.895	2.554	57	1:48.860	19.985			
45	1:57.801	24.605	99	1:47.265		10	1:47.365	4.930	52	1:48.437	20.375			
Lap 3			18	1:47.190	0.737	12	1:47.796	5.119	19	1:48.924	21.445			
99	1:47.492		74	1:47.245	1.448	27	1:48.872	8.386	15	1:48.437	22.217			
			33	1:47.585	1.667	57	1:49.025	17.405	71	1:49.225	23.397			



Supersport CAMPEONATO DE ESPAÑA DE SUPERBIKE Carrera 2

Analysis by lap

Lapped

Nr	Lap Time	Gap	Nr	Lap Time	Gap	Nr	Lap Time	Gap	Nr	Lap Time	Gap	Nr	Lap Time	Gap
93	1:50.779	40.064	49	1:49.974	47.106	25	1:53.606	1:12.270						
29	1:51.160	40.163	64	1:50.604	47.666	55	1:49.378	7 Laps						
64	1:50.860	40.577	91	1:50.083	48.298									
49	1:49.994	41.597	81	1:50.920	54.781	Lap 16								
91	1:50.212	43.165	41	1:51.228	56.688	99	1:49.086							
81	1:51.295	48.593	97	1:51.189	59.097	10	1:47.636	4.025						
41	1:51.791	48.987	25	1:52.147	1:00.897	18	1:48.787	4.178						
97	1:51.313	52.076	55	1:49.681	7 Laps	33	1:47.899	4.784						
25	1:51.356	52.585	Lap 14			74	1:47.892	5.336						
55	1:50.061	7 Laps	99	1:47.765		12	1:49.615	10.546						
45	1:55.344	1:46.683	18	1:48.471	2.755	57	1:48.782	29.600						
Lap 12			10	1:47.634	5.538	52	1:48.473	29.645						
99	1:47.453		74	1:48.192	6.331	15	1:49.038	30.580						
18	1:48.009	1.550	33	1:48.152	6.434	19	1:49.057	30.848						
74	1:48.318	5.276	12	1:48.483	8.709	9	1:49.801	35.112						
10	1:47.655	5.800	45	1:55.301	1 Lap	71	1:50.788	40.645						
33	1:47.508	6.135	57	1:49.231	28.652	45	2:02.875	1 Lap						
12	1:48.079	7.368	52	1:49.132	29.061	93	1:50.085	52.435						
27	1:49.520	17.292	15	1:49.208	29.492	29	1:51.598	54.577						
52	1:49.297	25.806	19	1:49.104	29.733	64	1:49.768	54.647						
57	1:49.492	25.908	9	1:49.422	32.597	91	1:51.079	56.417						
15	1:48.792	26.710	71	1:50.874	35.595	81	1:50.748	1:04.046						
19	1:49.348	27.136	93	1:50.131	48.962	49	1:52.766	1:05.977						
9	1:49.268	29.416	29	1:50.635	49.372	41	1:51.378	1:06.484						
71	1:49.680	30.438	64	1:51.442	51.343	97	1:52.118	1:10.063						
29	1:51.209	43.919	91	1:51.114	51.647	25	1:54.086	1:17.270						
93	1:51.553	44.164	49	1:57.335	56.676	55	1:48.947	7 Laps						
21	1:51.890	44.449	81	1:52.411	59.427									
64	1:51.604	44.728	41	1:51.782	1:00.705									
49	1:50.654	44.798	97	1:51.416	1:02.748									
91	1:50.169	45.881	25	1:53.289	1:06.421									
81	1:50.387	51.527	55	1:49.949	7 Laps									
41	1:51.592	53.126	Lap 15											
97	1:50.951	55.574	99	1:47.757										
25	1:51.284	56.416	18	1:49.479	4.477									
55	1:49.716	7 Laps	10	1:47.694	5.475									
Lap 13			33	1:47.294	5.971									
99	1:47.666		74	1:47.956	6.530									
18	1:48.165	2.049	12	1:49.065	10.017									
10	1:47.535	5.669	57	1:49.009	29.904									
74	1:48.294	5.904	45	1:55.705	1 Lap									
33	1:47.578	6.047	52	1:48.954	30.258									
12	1:48.289	7.991	15	1:48.893	30.628									
45	2:03.150	1 Lap	19	1:48.901	30.877									
27	1:49.705	19.331	9	1:49.557	34.397									
57	1:48.944	27.186	71	1:51.105	38.943									
52	1:49.554	27.694	93	1:50.231	51.436									
15	1:49.005	28.049	29	1:50.450	52.065									
19	1:48.924	28.394	64	1:50.379	53.965									
9	1:49.190	30.940	91	1:50.534	54.424									
71	1:49.714	32.486	49	1:53.378	1:02.297									
29	1:50.249	46.502	81	1:50.714	1:02.384									
93	1:50.098	46.596	41	1:51.244	1:04.192									
21	1:50.271	47.054	97	1:52.040	1:07.031									



Supersport CAMPEONATO DE ESPAÑA DE SUPERBIKE

Carrera 2

Analysis

■ Personal Best ■ Session Best B Crossing the finish line in pit lane

Lap	Time	Sector 1	Sector 2	Sector 3	Kph	Elapsed	Lap	Time	Sector 1	Sector 2	Sector 3	Kph	Elapsed	
9	Francisco GOMEZ REQUENA ESP GM FUEL - VRC TEAM YAMAHA							15	Thomas SIGVARTSEN NOR H43 TEAM NOBBY YAMAHA					
1	1:55.897	24.708	34.609	22.874	139.3	1:55.897	1	1:56.294	24.034	34.909	22.972	138.8	1:56.294	
2	1:49.672	19.724	34.200	22.632	151.9	3:45.569	2	1:50.997	20.440	33.969	23.286	150.1	3:47.291	
3	1:49.768	19.950	33.961	22.752	151.7	5:35.337	3	1:49.577	19.902	33.800	22.845	152.0	5:36.868	
4	1:49.965	19.781	33.997	22.829	151.5	7:25.302	4	1:49.549	20.057	33.679	22.735	152.1	7:26.417	
5	1:49.789	20.010	33.936	22.777	151.7	9:15.091	5	1:49.172	19.691	33.745	22.800	152.6	9:15.589	
6	1:49.729	19.681	34.134	22.773	151.8	11:04.820	6	1:49.290	19.694	33.803	22.849	152.4	11:04.879	
7	1:49.578	19.928	33.843	22.658	152.0	12:54.398	7	1:49.587	20.024	33.870	22.671	152.0	12:54.466	
8	1:49.399	19.998	33.786	22.694	152.3	14:43.797	8	1:48.540	19.646	33.512	22.638	153.5	14:43.006	
9	1:49.098	19.639	33.863	22.615	152.7	16:32.895	9	1:48.437	19.594	33.519	22.553	153.6	16:31.443	
10	1:49.355	19.735	33.821	22.643	152.3	18:22.250	10	1:48.450	19.576	33.492	22.609	153.6	18:19.893	
11	1:49.000	19.545	33.753	22.667	152.8	20:11.250	11	1:49.127	19.785	33.958	22.602	152.6	20:09.020	
12	1:49.268	19.605	33.901	22.709	152.4	22:00.518	12	1:48.792	19.772	33.546	22.605	153.1	21:57.812	
13	1:49.190	19.662	33.822	22.655	152.6	23:49.708	13	1:49.005	19.698	33.616	22.763	152.8	23:46.817	
14	1:49.422	19.595	33.904	22.725	152.2	25:39.130	14	1:49.208	19.730	33.756	22.817	152.5	25:36.025	
15	1:49.557	19.634	34.012	22.749	152.0	27:28.687	15	1:48.893	19.557	33.688	22.768	153.0	27:24.918	
16	1:49.801	19.702	34.027	22.812	151.7	29:18.488	16	1:49.038	19.935	33.574	22.552	152.8	29:13.956	
10	David SANCHIS MARTINEZ ESP H43 TEAM NOBBY-TALASUR-BLUMAG YAMAHA							18	Aleix VIU COTOLI ESP EASYRACE TEAM YAMAHA					
1	1:52.653	23.700	33.608	22.671	143.3	1:52.653	1	1:51.353	23.104	33.498	22.359	145.0	1:51.353	
2	1:48.636	19.485	33.204	22.541	153.3	3:41.289	2	1:47.286	19.613	33.038	22.238	155.3	3:38.639	
3	1:47.531	19.376	33.221	22.366	154.9	5:28.820	3	1:47.341	19.690	33.077	22.199	155.2	5:25.980	
4	1:47.557	19.212	33.326	22.344	154.9	7:16.377	4	1:47.366	19.639	33.108	22.227	155.1	7:13.346	
5	1:47.753	19.415	33.304	22.423	154.6	9:04.130	5	1:47.190	19.547	32.995	22.268	155.4	9:00.536	
6	1:47.449	19.412	33.270	22.293	155.0	10:51.579	6	1:47.037	19.456	33.037	22.271	155.6	10:47.573	
7	1:47.365	19.220	33.306	22.325	155.1	12:38.944	7	1:46.943	19.461	33.016	22.182	155.8	12:34.516	
8	1:47.513	19.416	33.246	22.331	154.9	14:26.457	8	1:47.538	19.416	33.191	22.344	154.9	14:22.054	
9	1:47.656	19.341	33.425	22.389	154.7	16:14.113	9	1:47.549	19.648	33.259	22.315	154.9	16:09.603	
10	1:47.555	19.350	33.305	22.324	154.9	18:01.668	10	1:47.369	19.438	33.148	22.396	155.1	17:56.972	
11	1:47.579	19.342	33.298	22.450	154.8	19:49.247	11	1:47.671	19.467	33.114	22.630	154.7	19:44.643	
12	1:47.655	19.363	33.303	22.344	154.7	21:36.902	12	1:48.009	19.592	33.355	22.449	154.2	21:32.652	
13	1:47.535	19.315	33.299	22.464	154.9	23:24.437	13	1:48.165	19.640	33.414	22.408	154.0	23:20.817	
14	1:47.634	19.325	33.439	22.369	154.8	25:12.071	14	1:48.471	19.649	33.495	22.489	153.6	25:09.288	
15	1:47.694	19.308	33.457	22.329	154.7	26:59.765	15	1:49.479	19.654	33.755	23.034	152.1	26:58.767	
16	1:47.636	19.238	33.287	22.425	154.8	28:47.401	16	1:48.787	19.521	33.548	22.503	153.1	28:47.554	
12	Borja GOMEZ RUS ESP POLI-SPORT RACING YAMAHA							19	Joan DIAZ CORBELLA ESP H43 TEAM NOBBY TALASUR-BLUMAG YAMAHA					
1	1:52.037	23.495	33.623	22.510	144.1	1:52.037	1	1:56.016	24.135	35.077	23.117	139.1	1:56.016	
2	1:47.771	19.590	33.135	22.410	154.6	3:39.808	2	1:50.381	20.099	34.165	23.110	150.9	3:46.397	
3	1:47.783	19.723	33.187	22.312	154.5	5:27.591	3	1:49.162	19.751	33.811	22.706	152.6	5:35.559	
4	1:47.796	19.727	33.162	22.346	154.5	7:15.387	4	1:49.500	19.728	33.955	22.703	152.1	7:25.059	
5	1:47.888	19.683	33.253	22.471	154.4	9:03.275	5	1:49.704	19.743	34.103	22.760	151.8	9:14.763	
6	1:48.062	19.725	33.243	22.412	154.1	10:51.337	6	1:49.089	19.779	33.827	22.541	152.7	11:03.852	
7	1:47.796	19.789	33.265	22.283	154.5	12:39.133	7	1:48.825	19.662	33.745	22.614	153.1	12:52.677	
8	1:47.738	19.565	33.370	22.390	154.6	14:26.871	8	1:49.070	19.802	33.801	22.658	152.7	14:41.747	
9	1:47.819	19.475	33.379	22.409	154.5	16:14.690	9	1:48.924	19.665	33.884	22.549	152.9	16:30.671	
10	1:47.849	19.621	33.307	22.475	154.4	18:02.539	10	1:49.170	19.664	33.886	22.686	152.6	18:19.841	
11	1:47.852	19.662	33.240	22.451	154.4	19:50.391	11	1:49.049	19.559	33.886	22.662	152.7	20:08.890	
12	1:48.079	19.507	33.357	22.600	154.1	21:38.470	12	1:49.348	19.740	34.014	22.656	152.3	21:58.238	
13	1:48.289	19.632	33.414	22.567	153.8	23:26.759	13	1:48.924	19.603	33.855	22.665	152.9	23:47.162	
14	1:48.483	19.638	33.478	22.663	153.5	25:15.242	14	1:49.104	19.643	33.785	22.746	152.7	25:36.266	
15	1:49.065	19.736	33.690	22.763	152.7	27:04.307	15	1:48.901	19.564	33.804	22.629	153.0	27:25.167	
16	1:49.615	19.818	33.737	22.779	152.0	28:53.922	16	1:49.057	19.447	33.912	22.736	152.7	29:14.224	



Supersport CAMPEONATO DE ESPAÑA DE SUPERBIKE

Carrera 2

Analysis

■ Personal Best ■ Session Best B Crossing the finish line in pit lane

Lap	Time	Sector 1	Sector 2	Sector 3	Kph	Elapsed	Lap	Time	Sector 1	Sector 2	Sector 3	Kph	Elapsed		
21	Eduardo MONTERO HUERTA						ESP	4	1:50.574	20.135	34.135	22.947	150.6	7:29.749	
	DR7 HMAX						YAMAHA	5	1:50.362	19.823	34.316	22.997	150.9	9:20.111	
1	1:57.033	25.347	34.633	23.227	137.9	1:57.033	6	1:50.094	19.852	34.185	22.828	151.3	11:10.205		
2	1:50.594	20.176	33.936	23.125	150.6	3:47.627	7	1:50.573	19.979	34.214	23.073	150.6	13:00.778		
3	1:50.264	20.204	33.921	22.943	151.1	5:37.891	8	1:50.754	19.890	34.237	23.105	150.4	14:51.532		
4	1:50.404	20.244	33.872	22.968	150.9	7:28.295	9	1:50.460	20.004	34.205	23.017	150.8	16:41.992		
5	1:50.430	20.124	33.927	23.069	150.8	9:18.725	10	1:50.660	19.901	34.326	23.060	150.5	18:32.652		
6	1:50.829	20.239	34.006	23.017	150.3	11:09.554	11	1:51.160	20.118	34.644	23.039	149.8	20:23.812		
7	1:51.158	20.500	34.045	23.133	149.9	13:00.712	12	1:51.209	19.909	34.677	23.198	149.8	22:15.021		
8	1:50.435	20.271	33.829	22.887	150.8	14:51.147	13	1:50.249	19.942	34.044	22.928	151.1	24:05.270		
9	1:50.302	20.272	34.033	22.802	151.0	16:41.449	14	1:50.635	20.209	34.156	23.015	150.6	25:55.905		
10	1:51.123	20.310	34.099	22.949	149.9	18:32.572	15	1:50.450	19.815	34.139	23.114	150.8	27:46.355		
11	1:51.089	20.458	34.157	22.892	149.9	20:23.661	16	1:51.598	19.912	34.416	23.327	149.3	29:37.953		
12	1:51.890	20.407	34.314	23.375	148.9	22:15.551									
13	1:50.271	20.066	33.890	23.091	151.1	24:05.822									
25	Jamie DAVIS						GBR	33	Daniel VALLE MUÑOZ						ESP
	PINAMOTO RS						YAMAHA		SP57 RACING TEAM						YAMAHA
1	1:59.158	25.529	35.641	23.684	135.5	1:59.158	1	1:50.454	22.237	33.326	22.429	146.2	1:50.454		
2	1:52.267	20.390	34.536	23.446	148.4	3:51.425	2	1:47.591	19.778	33.058	22.363	154.8	3:38.045		
3	1:51.865	20.293	34.568	23.275	148.9	5:43.290	3	1:47.360	19.458	33.181	22.318	155.2	5:25.405		
4	1:51.894	20.496	34.425	23.272	148.9	7:35.184	4	1:48.476	19.633	33.754	22.445	153.6	7:13.881		
5	1:51.744	20.242	34.424	23.330	149.1	9:26.928	5	1:47.585	19.657	33.098	22.368	154.8	9:01.466		
6	1:51.549	20.172	34.458	23.250	149.3	11:18.477	6	1:47.371	19.401	33.120	22.349	155.1	10:48.837		
7	1:51.390	20.195	34.382	23.284	149.5	13:09.867	7	1:47.430	19.352	33.156	22.428	155.1	12:36.267		
8	1:51.786	20.272	34.438	23.391	149.0	15:01.653	8	1:47.535	19.362	33.260	22.346	154.9	14:23.802		
9	1:51.710	20.113	34.486	23.474	149.1	16:53.363	9	1:47.952	19.621	33.337	22.460	154.3	16:11.754		
10	1:51.515	20.180	34.387	23.182	149.4	18:44.878	10	1:51.005	22.126	34.065	22.309	150.1	18:02.759		
11	1:51.356	20.107	34.646	23.054	149.6	20:36.234	11	1:46.970	19.143	33.087	22.286	155.7	19:49.729		
12	1:51.284	19.984	34.539	23.218	149.7	22:27.518	12	1:47.508	19.326	33.225	22.372	154.9	21:37.237		
13	1:52.147	20.284	34.504	23.332	148.5	24:19.665	13	1:47.578	19.328	33.269	22.406	154.8	23:24.815		
14	1:53.289	20.532	35.007	23.612	147.0	26:12.954	14	1:48.152	19.493	33.513	22.520	154.0	25:12.967		
15	1:53.606	20.515	35.183	23.609	146.6	28:06.560	15	1:47.294	19.075	33.316	22.413	155.2	27:00.261		
16	1:54.086	20.563	35.347	23.643	146.0	30:00.646	16	1:47.899	19.352	33.325	22.430	154.4	28:48.160		
27	Alex BORNER PAMIES						GER	41	Alexis GONZALEZ CIO						ESP
	EASYRACE TEAM						YAMAHA		XCTECH						YAMAHA
1	1:52.345	23.174	33.797	22.634	143.7	1:52.345	1	1:59.005	25.260	35.355	23.309	135.7	1:59.005		
2	1:48.192	19.538	33.349	22.506	154.0	3:40.537	2	1:51.939	20.124	34.610	23.275	148.8	3:50.944		
3	1:48.068	19.520	33.347	22.491	154.1	5:28.605	3	1:51.559	20.130	34.400	23.074	149.3	5:42.503		
4	1:48.423	19.762	33.415	22.542	153.6	7:17.028	4	1:51.318	20.009	34.300	23.051	149.6	7:33.821		
5	1:48.266	19.485	33.357	22.453	153.9	9:05.294	5	1:51.167	19.769	34.405	23.175	149.8	9:24.988		
6	1:48.234	19.447	33.503	22.554	153.9	10:53.528	6	1:51.470	20.230	34.241	23.098	149.4	11:16.458		
7	1:48.872	19.518	33.691	22.775	153.0	12:42.400	7	1:51.294	20.039	34.385	23.143	149.7	13:07.752		
8	1:48.586	19.471	33.626	22.619	153.4	14:30.986	8	1:51.021	19.949	34.297	23.014	150.0	14:58.773		
9	1:49.004	19.646	33.692	22.670	152.8	16:19.990	9	1:50.717	19.687	34.400	23.014	150.4	16:49.490		
10	1:49.414	19.695	33.757	22.767	152.2	18:09.404	10	1:51.355	20.031	34.314	23.294	149.6	18:40.845		
11	1:49.470	19.564	33.766	22.910	152.2	19:58.874	11	1:51.791	20.098	34.768	23.106	149.0	20:32.636		
12	1:49.520	19.488	34.062	22.684	152.1	21:48.394	12	1:51.592	19.898	34.551	23.237	149.3	22:24.228		
13	1:49.705	19.675	33.900	22.909	151.8	23:38.099	13	1:51.228	20.042	34.266	23.149	149.8	24:15.456		
29	Juan Jose NUÑEZ SANCHEZ						ESP	43	Simon JESPERSEN						DEN
	SP57 RACING TEAM						YAMAHA		MDS RACING						HONDA
1	1:57.205	24.861	34.984	23.142	137.7	1:57.205	1	1:53.115	24.042	33.816	22.648	142.7	1:53.115		
2	1:51.159	20.179	34.135	22.991	149.9	3:48.364									
3	1:50.811	20.076	34.213	23.068	150.3	5:39.175									



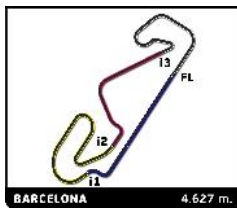
Supersport CAMPEONATO DE ESPAÑA DE SUPERBIKE

Carrera 2

Analysis

Personal Best Session Best B Crossing the finish line in pit lane

Lap	Time	Sector 1	Sector 2	Sector 3	Kph	Elapsed	Lap	Time	Sector 1	Sector 2	Sector 3	Kph	Elapsed		
45	Juan Manuel SOTO PEREZ ESP							55	Alex TOLEDO ROMERO ESP						
	PINAMOTO RS YAMAHA								MRE TALENT YAMAHA						
1	2:04.437	26.445	36.570	24.690	129.7	2:04.437	1	6:06.433 B			41.885	44.1	6:06.433		
2	1:57.801	21.113	36.262	24.621	141.4	4:02.238	2	1:10.856	9:30.869	36.364	24.393	25.0	17:12.289		
3	1:57.863	21.447	36.032	24.569	141.3	6:00.101	3	1:51.482	20.584	34.368	23.246	149.4	19:03.771		
4	1:57.698	21.457	36.339	24.222	141.5	7:57.799	4	1:50.061	20.009	33.890	22.973	151.3	20:53.832		
5	1:56.575	21.066	35.914	24.216	142.9	9:54.374	5	1:49.716	19.893	33.890	22.913	151.8	22:43.548		
6	1:57.295	21.180	36.110	24.180	142.0	11:51.669	6	1:49.681	19.875	33.876	22.960	151.9	24:33.229		
7	1:56.257	21.136	35.704	24.197	143.3	13:47.926	7	1:49.949	20.200	33.880	22.951	151.5	26:23.178		
8	1:55.764	20.990	35.690	24.023	143.9	15:43.690	8	1:49.378	19.758	33.777	22.870	152.3	28:12.556		
9	1:56.011	20.951	35.581	24.200	143.6	17:39.701	9	1:48.947	19.779	33.566	22.759	152.9	30:01.503		
10	1:55.287	20.685	35.403	24.076	144.5	19:34.988									
11	1:55.344	20.871	35.592	23.895	144.4	21:30.332	57	Kenny KOSKINEN FIN							
12	2:03.150	22.367	41.636	24.052	135.3	23:33.482		KALLIO RACING JUNIOR TEAM YAMAHA							
13	1:55.301	20.822	35.602	23.967	144.5	25:28.783	1	1:55.714	24.496	34.243	22.738	139.5	1:55.714		
14	1:55.705	20.826	35.906	24.090	144.0	27:24.488	2	1:49.370	19.998	33.897	22.625	152.3	3:45.084		
15	2:02.875	22.193	38.662	24.898	135.6	29:27.363	3	1:49.246	19.914	33.696	22.748	152.5	5:34.330		
49	Alex PEREZ VIADEL ESP														
	DR7 HMAX YAMAHA														
1	2:04.230	24.718	34.867	23.191	129.9	2:04.230	4	1:49.719	20.038	33.650	22.867	151.8	7:24.049		
2	1:50.604	19.894	34.254	23.179	150.6	3:54.834	5	1:49.221	19.827	33.719	22.646	152.5	9:13.270		
3	1:50.521	19.981	34.211	23.172	150.7	5:45.355	6	1:49.124	19.687	33.785	22.710	152.6	11:02.394		
4	1:49.887	19.688	33.999	23.163	151.6	7:35.242	7	1:49.025	19.761	33.647	22.639	152.8	12:51.419		
5	1:49.808	19.569	34.131	22.981	151.7	9:25.050	8	1:48.932	19.778	33.738	22.660	152.9	14:40.351		
6	1:49.897	19.522	34.086	22.964	151.6	11:14.947	9	1:48.860	19.782	33.729	22.595	153.0	16:29.211		
7	1:49.897	19.667	34.129	23.035	151.6	13:04.844	10	1:49.125	19.712	33.786	22.613	152.6	18:18.336		
8	1:50.049	19.859	34.201	23.028	151.4	14:54.893	11	1:49.182	19.727	33.730	22.717	152.6	20:07.518		
9	1:50.211	19.888	34.176	23.018	151.1	16:45.104	12	1:49.492	19.962	33.801	22.663	152.1	21:57.010		
10	1:50.148	19.797	34.189	23.050	151.2	18:35.252	13	1:48.944	19.599	33.654	22.714	152.9	23:45.954		
11	1:49.994	19.743	34.364	22.981	151.4	20:25.246	14	1:49.231	19.710	33.740	22.881	152.5	25:35.185		
12	1:50.654	19.728	34.162	23.151	150.5	22:15.900	15	1:49.009	19.684	33.849	22.657	152.8	27:24.194		
13	1:49.974	19.859	34.009	22.937	151.5	24:05.874	16	1:48.782	19.717	33.627	22.601	153.1	29:12.976		
14	1:57.335	21.576	36.051	23.963	142.0	26:03.209									
15	1:53.378	21.093	35.009	23.461	146.9	27:56.587	64	Davide FABRI ITA							
16	1:52.766	20.529	35.109	23.304	147.7	29:49.353		H43 TEAM NOBBY-TALASUR-BLUMAG YAMAHA							
							1	1:57.701	24.957	35.268	23.401	137.2	1:57.701		
							2	1:50.834	20.092	34.041	23.071	150.3	3:48.535		
							3	1:50.862	20.289	34.024	23.053	150.3	5:39.397		
							4	1:49.743	19.810	33.831	22.926	151.8	7:29.140		
							5	1:49.858	19.830	33.707	23.019	151.6	9:18.998		
							6	1:50.642	20.195	34.083	23.082	150.6	11:09.640		
							7	1:50.588	20.180	34.042	23.124	150.6	13:00.228		
							8	1:51.049	20.078	34.052	23.047	150.0	14:51.277		
							9	1:50.929	20.594	34.160	23.043	150.2	16:42.206		
							10	1:51.160	19.943	34.485	23.234	149.8	18:33.366		
							11	1:50.860	19.996	34.392	23.064	150.3	20:24.226		
							12	1:51.604	20.271	34.219	23.319	149.3	22:15.830		
							13	1:50.604	20.242	34.041	22.980	150.6	24:06.434		
							14	1:51.442	20.810	34.046	22.987	149.5	25:57.876		
							15	1:50.379	19.995	33.953	23.189	150.9	27:48.255		
							16	1:49.768	19.881	33.766	22.907	151.7	29:38.023		
52	Guillem ERILL TRALLERO ESP							71	Kimi PATOVA FIN						
	DEZA - ISMABON RACING TEAM KAWASAKI								RAM RACING YAMAHA YAMAHA						
1	1:56.459	24.276	34.257	22.708	138.6	1:56.459	1	1:56.122	23.882	33.960	22.965	139.0	1:56.122		
2	1:50.577	20.487	33.975	22.980	150.6	3:47.036	2	1:50.607	20.409	33.974	23.211	150.6	3:46.729		
3	1:49.486	20.019	33.673	22.866	152.1	5:36.522	3	1:49.732	20.098	33.757	22.735	151.8	5:36.461		
4	1:48.862	19.959	33.489	22.492	153.0	7:25.384	4	1:49.270	20.253	33.595	22.504	152.4	7:25.731		
5	1:49.076	19.657	33.675	22.758	152.7	9:14.460									
6	1:48.970	19.884	33.635	22.563	152.9	11:03.430									
7	1:48.978	19.722	33.704	22.619	152.8	12:52.408									
8	1:48.756	19.838	33.583	22.590	153.2	14:41.164									
9	1:48.437	19.701	33.523	22.503	153.6	16:29.601									
10	1:48.937	19.652	33.676	22.692	152.9	18:18.538									
11	1:49.073	19.778	33.643	22.776	152.7	20:07.611									
12	1:49.297	19.591	33.859	22.702	152.4	21:56.908									
13	1:49.554	19.875	33.669	22.853	152.0	23:46.462									
14	1:49.132	19.831	33.715	22.602	152.6	25:35.594									
15	1:48.954	19.568	33.841	22.807	152.9	27:24.548									
16	1:48.473	19.610	33.630	22.580	153.6	29:13.021									



Supersport CAMPEONATO DE ESPAÑA DE SUPERBIKE

Carrera 2

Analysis

■ Personal Best ■ Session Best B Crossing the finish line in pit lane

Lap	Time	Sector 1	Sector 2	Sector 3	Kph	Elapsed	Lap	Time	Sector 1	Sector 2	Sector 3	Kph	Elapsed
5	1:49.488	19.980	33.739	22.746	152.1	9:15.219	5	1:51.279	20.170	34.551	23.026	149.7	9:24.833
6	1:48.942	19.777	33.784	22.483	152.9	11:04.161	6	1:50.308	20.182	34.067	23.010	151.0	11:15.141
7	1:48.800	19.870	33.551	22.533	153.1	12:52.961	7	1:50.920	20.039	34.140	23.045	150.2	13:06.061
8	1:50.437	19.805	34.033	22.695	150.8	14:43.398	8	1:50.200	20.043	33.951	23.032	151.2	14:56.261
9	1:49.225	19.758	33.825	22.567	152.5	16:32.623	9	1:50.111	19.966	33.927	23.078	151.3	16:46.372
10	1:49.470	19.877	33.718	22.653	152.2	18:22.093	10	1:50.230	20.021	34.015	23.093	151.1	18:36.602
11	1:49.767	20.085	33.935	22.672	151.8	20:11.860	11	1:50.212	19.996	34.030	23.000	151.1	20:26.814
12	1:49.680	19.810	33.981	22.720	151.9	22:01.540	12	1:50.169	20.124	34.053	22.898	151.2	22:16.983
13	1:49.714	19.850	33.976	22.751	151.8	23:51.254	13	1:50.083	19.974	34.091	22.925	151.3	24:07.066
14	1:50.874	20.063	34.283	23.009	150.2	25:42.128	14	1:51.114	20.356	34.465	23.092	149.9	25:58.180
15	1:51.105	20.170	34.392	23.207	149.9	27:33.233	15	1:50.534	20.068	34.167	23.077	150.7	27:48.714
16	1:50.788	20.059	34.240	22.994	150.4	29:24.021	16	1:51.079	20.045	34.199	23.176	150.0	29:39.793

74 Ferran CASAS PENDON		ESP					
MDR SPAIN CIRCUITS		YAMAHA					
1	1:51.573	23.261	33.556	22.374	144.7	1:51.573	
2	1:47.339	19.540	33.126	22.335	155.2	3:38.912	
3	1:47.531	19.583	33.124	22.301	154.9	5:26.443	
4	1:47.559	19.564	33.146	22.363	154.9	7:14.002	
5	1:47.245	19.329	33.122	22.310	155.3	9:01.247	
6	1:47.426	19.398	33.088	22.308	155.1	10:48.673	
7	1:47.895	19.667	33.277	22.406	154.4	12:36.568	
8	1:47.351	19.394	33.198	22.389	155.2	14:23.919	
9	1:47.690	19.315	33.307	22.487	154.7	16:11.609	
10	1:48.227	19.684	33.456	22.437	153.9	17:59.836	
11	1:48.224	19.595	33.467	22.533	153.9	19:48.060	
12	1:48.318	19.557	33.512	22.532	153.8	21:36.378	
13	1:48.294	19.555	33.406	22.634	153.8	23:24.672	
14	1:48.192	19.526	33.489	22.450	154.0	25:12.864	
15	1:47.956	19.519	33.259	22.478	154.3	27:00.820	
16	1:47.892	19.457	33.341	22.476	154.4	28:48.712	

81 Felix NASSI		FIN					
MDR SPAIN CIRCUITS		YAMAHA					
1	1:55.706	24.675	34.460	22.886	139.5	1:55.706	
2	1:50.974	20.655	33.848	23.201	150.1	3:46.680	
3	1:49.742	19.931	33.746	22.811	151.8	5:36.422	
4	1:54.841	22.680	35.479	22.890	145.0	7:31.263	
5	1:51.721	20.298	34.397	23.191	149.1	9:22.984	
6	1:51.890	20.023	34.147	23.193	148.9	11:14.874	
7	1:51.092	20.023	34.177	23.142	149.9	13:05.966	
8	1:52.511	19.993	35.512	23.243	148.0	14:58.477	
9	1:51.513	20.148	34.635	23.063	149.4	16:49.990	
10	1:50.957	19.955	34.270	23.099	150.1	18:40.947	
11	1:51.295	20.179	34.422	23.030	149.7	20:32.242	
12	1:50.387	19.867	33.887	23.051	150.9	22:22.629	
13	1:50.920	19.934	34.172	23.137	150.2	24:13.549	
14	1:52.411	20.452	34.887	23.374	148.2	26:05.960	
15	1:50.714	20.027	34.155	22.930	150.5	27:56.674	
16	1:50.748	19.797	34.080	23.056	150.4	29:47.422	

91 Mihail FLOROV		BUL					
YAMAHA STRATOS		YAMAHA					
1	1:59.220	25.542	35.453	23.240	135.4	1:59.220	
2	1:51.809	20.625	34.479	23.180	149.0	3:51.029	
3	1:51.243	20.233	34.471	23.118	149.7	5:42.272	
4	1:51.282	20.369	34.490	23.072	149.7	7:33.554	

93 Mathias POULSEN		DEN					
MDS RACING		HONDA					
1	1:59.012	25.067	35.317	23.530	135.6	1:59.012	
2	1:50.657	20.360	33.965	23.014	150.5	3:49.669	
3	1:50.426	20.073	33.896	23.124	150.8	5:40.095	
4	1:50.449	19.958	33.953	23.208	150.8	7:30.544	
5	1:50.391	19.997	33.939	23.124	150.9	9:20.935	
6	1:50.764	19.916	33.950	23.167	150.4	11:11.699	
7	1:50.366	19.940	34.012	23.091	150.9	13:02.065	
8	1:50.156	19.854	33.930	23.081	151.2	14:52.221	
9	1:50.308	19.941	34.051	23.206	151.0	16:42.529	
10	1:50.405	19.854	34.053	23.145	150.9	18:32.934	
11	1:50.779	20.210	34.116	23.014	150.4	20:23.713	
12	1:51.553	20.539	34.258	23.227	149.3	22:15.266	
13	1:50.098	20.045	33.853	23.015	151.3	24:05.364	
14	1:50.131	19.960	33.939	23.081	151.2	25:55.495	
15	1:50.231	19.871	33.994	23.072	151.1	27:45.726	
16	1:50.085	19.793	33.895	23.025	151.3	29:35.811	

97 Laurence EDGELEY		GBR					
TEAM EDGE RST RACING		YAMAHA					
1	2:00.603	25.907	35.275	23.296	133.9	2:00.603	
2	1:51.570	20.324	34.142	23.326	149.3	3:52.173	
3	1:51.387	20.239	34.177	23.162	149.5	5:43.560	
4	1:50.538	19.893	33.999	22.956	150.7	7:34.098	
5	1:52.253	20.201	34.215	23.032	148.4	9:26.351	
6	1:51.321	20.076	34.329	23.091	149.6	11:17.672	
7	1:51.177	20.092	34.274	23.135	149.8	13:08.849	
8	1:51.412	19.956	34.265	23.112	149.5	15:00.261	
9	1:51.920	20.016	34.467	23.282	148.8	16:52.181	
10	1:52.231	20.157	34.387	23.220	148.4	18:44.412	
11	1:51.313	20.033	34.317	23.154	149.6	20:35.725	
12	1:50.951	19.992	34.188	23.113	150.1	22:26.676	
13	1:51.189	20.079	34.194	23.256	149.8	24:17.865	
14	1:51.416	20.015	34.421	23.103	149.5	26:09.281	
15	1:52.040	19.897	34.589	23.334	148.7	28:01.321	
16	1:52.118	20.180	34.575	23.126	148.6	29:53.439	

99 Oscar GUTIERREZ IGLESIAS		ESP					
ANDOTRANS TEAM TORRENTÓ		YAMAHA					
1	1:50.522	23.018	33.150	22.154	146.1	1:50.522	
2	1:47.111	19.437	33.116	22.230	155.5	3:37.633	
3	1:47.492	19.619	33.141	22.308	155.0	5:25.125	
4	1:47.409	19.606	33.101	22.229	155.1	7:12.534	



Supersport

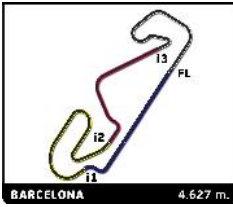
CAMPEONATO DE ESPAÑA DE SUPERBIKE

Carrera 2

Analysis

■ Personal Best ■ Session Best B Crossing the finish line in pit lane

Lap	Time	Sector 1	Sector 2	Sector 3	Kph	Elapsed	Lap	Time	Sector 1	Sector 2	Sector 3	Kph	Elapsed
5	1:47.265	19.509	33.049	22.311	155.3	8:59.799							
6	1:47.117	19.424	33.077	22.255	155.5	10:46.916							
7	1:47.098	19.400	33.110	22.189	155.5	12:34.014							
8	1:47.864	19.534	33.288	22.353	154.4	14:21.878							
9	1:47.348	19.493	33.153	22.271	155.2	16:09.226							
10	1:47.125	19.349	33.204	22.272	155.5	17:56.351							
11	1:47.298	19.362	33.288	22.287	155.2	19:43.649							
12	1:47.453	19.387	33.227	22.260	155.0	21:31.102							
13	1:47.666	19.478	33.295	22.353	154.7	23:18.768							
14	1:47.765	19.531	33.364	22.337	154.6	25:06.533							
15	1:47.757	19.488	33.487	22.323	154.6	26:54.290							
16	1:49.086	19.518	33.505	22.467	152.7	28:43.376							

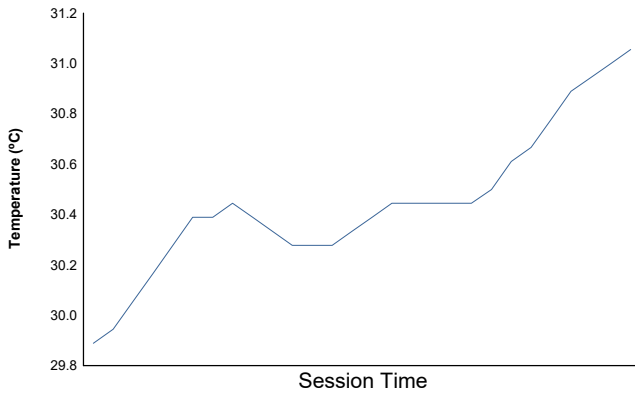


CAMPEONATO DE ESPAÑA DE SUPERBIKE

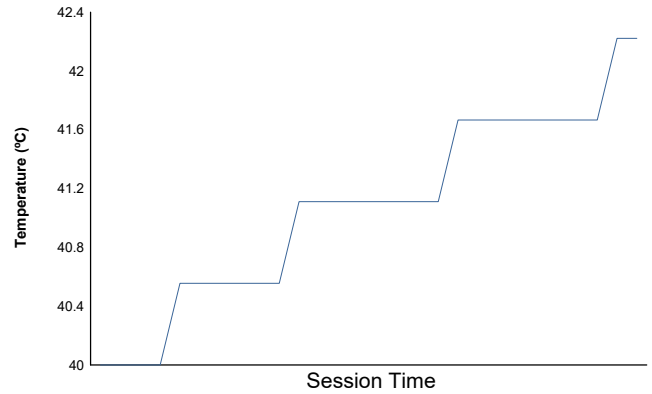
Supersport
Carrera 2

Weather Report

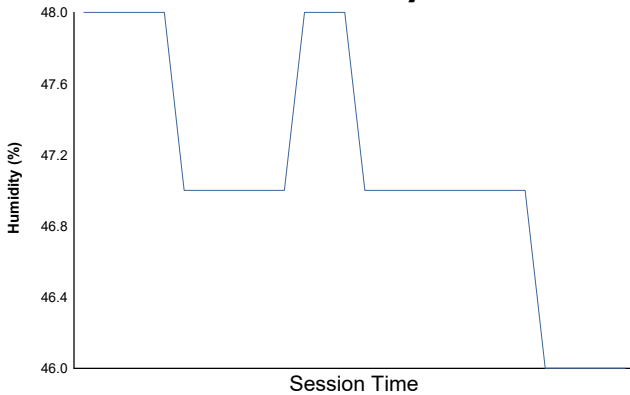
Air Temperature



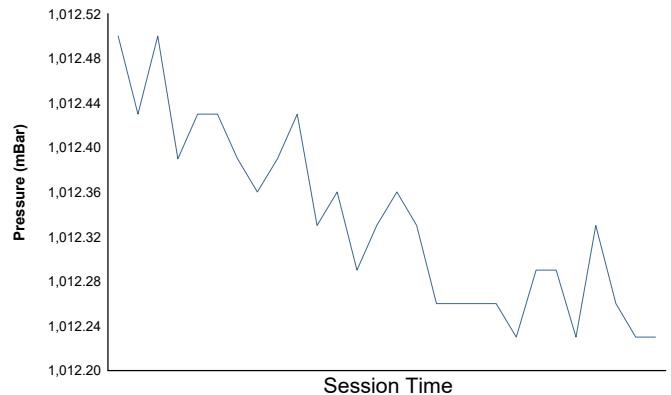
Track Temperature



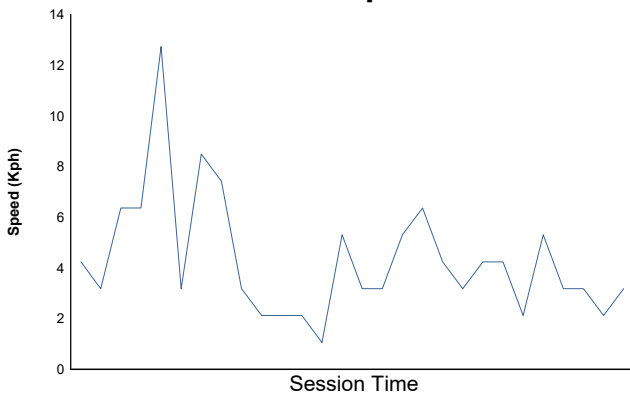
Humidity



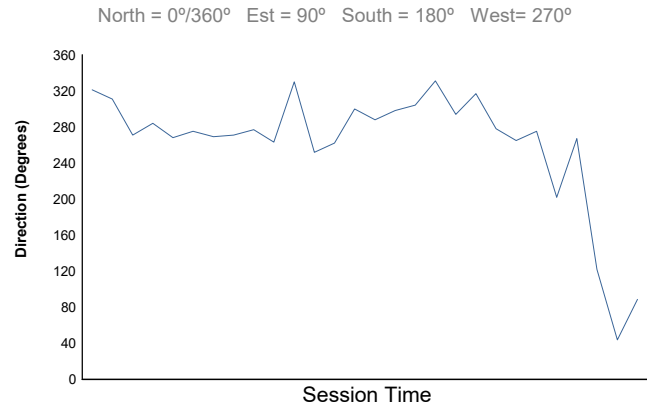
Pressure



Wind Speed



Wind direction



Track Status: **DRY**