

## Supersport

# CAMPEONATO DE ESPAÑA DE SUPERBIKE

### Carrera 1 ((10 laps, 46.1 km.))

## Classification

Rider	Nat	Team	Bike	Cl.	Laps	Total Time	Gap	Kph	Best Lap				
									Lap	Time Kph			
1	99	Oscar GUTIERREZ IGLESIAS	ESP	ANDOTRANS TEAM TORRENTÓ	YAMAHA	Supersport	10	<b>17:59.590</b>	-	153.8	2	<b>1:47.203</b>	155.4
2	33	Daniel VALLE MUÑOZ	ESP	SP57 RACING TEAM	YAMAHA	Supersport	10	<b>18:04.843</b>	+5.253	153.1	8	<b>1:47.623</b>	154.8
3	74	Ferran CASAS PENDON	ESP	MDR SPAIN CIRCUITS	YAMAHA	Supersport	10	<b>18:11.150</b>	+11.560	152.2	3	<b>1:47.813</b>	154.5
4	55	Alex TOLEDO ROMERO	ESP	MRE TALENT	YAMAHA	Supersport	10	<b>18:12.538</b>	+12.948	152.0	8	<b>1:48.090</b>	154.1
5	27	Alex BORNER PAMIES	GER	EASYRACE TEAM	YAMAHA	Supersport	10	<b>18:13.515</b>	+13.925	151.9	9	<b>1:48.363</b>	153.7
6	71	Kimi PATOVA	FIN	RAM RACING YAMAHA	YAMAHA	Supersport	10	<b>18:14.744</b>	+15.154	151.7	6	<b>1:48.322</b>	153.8
7	12	Borja GOMEZ RUS	ESP	POLI-SPORT RACING	YAMAHA	Supersport	10	<b>18:16.324</b>	+16.734	151.5	2	<b>1:48.597</b>	153.4
8	15	Thomas SIGVARTSEN	NOR	H43 TEAM NOBBY	YAMAHA	Supersport	10	<b>18:16.538</b>	+16.948	151.4	3	<b>1:48.599</b>	153.4
9	19	Joan DIAZ CORBELLA	ESP	H43 TEAM NOBBY TALASUR-BLUMAQ	YAMAHA	Supersport	10	<b>18:20.151</b>	+20.561	150.9	4	<b>1:48.947</b>	152.9
10	9	Francisco GOMEZ REQUENA	ESP	GM FUEL - VRC TEAM	YAMAHA	Open600	10	<b>18:22.731</b>	+23.141	150.6	10	<b>1:48.935</b>	152.9
11	49	Alex PEREZ VIADEL	ESP	DR7 HMAX	YAMAHA	Open600	10	<b>18:23.187</b>	+23.597	150.5	5	<b>1:48.436</b>	153.6
12	57	Kenny KOSKINEN	FIN	KALLIO RACING JUNIOR TEAM	YAMAHA	Supersport	10	<b>18:25.376</b>	+25.786	150.2	10	<b>1:49.025</b>	152.8
13	29	Juan Jose NUÑEZ SANCHEZ	ESP	SP57 RACING TEAM	YAMAHA	Open600	10	<b>18:33.136</b>	+33.546	149.2	2	<b>1:49.618</b>	152.0
14	91	Mihail FLOROV	BUL	YAMAHA STRATOS	YAMAHA	Supersport	10	<b>18:40.077</b>	+40.487	148.3	10	<b>1:50.652</b>	150.5
15	21	Eduardo MONTERO HUERTA	ESP	DR7 HMAX	YAMAHA	Open600	10	<b>18:40.365</b>	+40.775	148.2	7	<b>1:50.729</b>	150.4
16	93	Mathias POULSEN	DEN	MDS RACING	HONDA	Open600	10	<b>18:40.664</b>	+41.074	148.2	8	<b>1:50.999</b>	150.1
17	41	Alexis GONZALEZ CIO	ESP	XCTECH	YAMAHA	Supersport	10	<b>18:42.205</b>	+42.615	148.0	9	<b>1:51.240</b>	149.7
18	43	Simon JESPERSEN	DEN	MDS RACING	HONDA	Open600	10	<b>18:42.593</b>	+43.003	147.9	9	<b>1:51.214</b>	149.8
19	97	Laurence EDGELEY	GBR	TEAM EDGE RST RACING	YAMAHA	Open600	10	<b>18:47.773</b>	+48.183	147.2	3	<b>1:51.621</b>	149.2
20	18	Aleix VIU COTOLI	ESP	EASYRACE TEAM	YAMAHA	Supersport	10	<b>18:47.784</b>	+48.194	147.2	6	<b>1:47.393</b>	155.1
21	52	Guillem ERILL TRALLERO	ESP	DEZA - ISMABON RACING TEAM	KAWASAKI	Supersport	10	<b>18:50.329</b>	+50.739	146.9	10	<b>1:50.184</b>	151.2
22	25	Jamie DAVIS	GBR	PINAMOTO RS	YAMAHA	Open600	10	<b>18:53.850</b>	+54.260	146.5	4	<b>1:51.469</b>	149.4
23	45	Juan Manuel SOTO PEREZ	ESP	PINAMOTO RS	YAMAHA	Open600	10	<b>19:43.204</b>	+1:43.614	140.3	9	<b>1:56.317</b>	143.2

### Not classified:

7	Kyle David SMITH	GBR	DR7 HMAX	YAMAHA	Supersport	10	<b>19:29.148</b>				8	<b>1:47.598</b>	154.8
10	David SANCHIS MARTINEZ	ESP	H43 TEAM NOBBY-TALASUR-BLUMAQ	YAMAHA	Supersport	9	<b>16:14.954</b>				5	<b>1:47.400</b>	155.1
48	Nil ROIG MARTINEZ	ESP	GASSS RACING TEAM	YAMAHA	Open600	9	<b>18:15.282</b>				2	<b>1:48.276</b>	153.8
81	Felix NASSI	FIN	MDR SPAIN CIRCUITS	YAMAHA	Supersport	3	<b>5:31.515</b>				3	<b>1:48.395</b>	153.7
95	Vertti TAKALA	FIN	KALLIO RACING JUNIOR TEAM	YAMAHA	Supersport								
64	Davide FABRI	ITA	H43 TEAM NOBBY-TALASUR-BLUMAQ	YAMAHA	Supersport								

### Pole Position

O. GUTIERREZ IGLESIAS **1:46.436** 156.5 Kph

### Fastest Lap

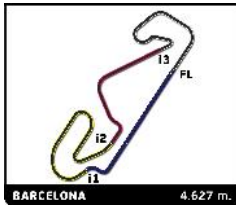
Lap 2 Oscar GUTIERREZ IGLESIAS **1:47.203** 155.4 Kph

Rider #57 - Penalización 3 segundos por atajar curva 1-2

Published at: .....

Track Status: **DRY**

Stewards:	Timekeeper:
-----------	-------------



## Supersport

# CAMPEONATO DE ESPAÑA DE SUPERBIKE

### Carrera 1

## Classification by Class

Nr. Rider	Nat	Team	Bike	Time	Lap Total	Gap	Kph
<b>Open600</b>							
1	9	Francisco GOMEZ REQUENA	ESP GM FUEL - VRC TEAM	YAMAHA	1:48.935	10 10	152.9
2	49	Alex PEREZ VIADEL	ESP DR7 HMAX	YAMAHA	1:48.436	5 10 +0.456 +0.456	153.6
3	29	Juan Jose NUÑEZ SANCHEZ	ESP SP57 RACING TEAM	YAMAHA	1:49.618	2 10 +10.405 +9.949	152.0
4	21	Eduardo MONTERO HUERTA	ESP DR7 HMAX	YAMAHA	1:50.729	7 10 +17.634 +7.229	150.4
5	93	Mathias POULSEN	DEN MDS RACING	HONDA	1:50.999	8 10 +17.933 +0.299	150.1
6	43	Simon JESPERSEN	DEN MDS RACING	HONDA	1:51.214	9 10 +19.862 +1.929	149.8
7	97	Laurence EDGELEY	GBR TEAM EDGE RST RACING	YAMAHA	1:51.621	3 10 +25.042 +5.180	149.2
8	25	Jamie DAVIS	GBR PINAMOTO RS	YAMAHA	1:51.469	4 10 +31.119 +6.077	149.4
9	45	Juan Manuel SOTO PEREZ	ESP PINAMOTO RS	YAMAHA	1:56.317	9 10+1'20.473+49.354	143.2
<b>Not classified:</b>							
48	Nil ROIG MARTINEZ	ESP GASSS RACING TEAM	YAMAHA	1:48.276	2 9	1 Laps 1 Laps	153.8
<b>Supersport</b>							
1	99	Oscar GUTIERREZ IGLESIAS	ESP ANDOTRANS TEAM TORRENTÓ	YAMAHA	1:47.203	2 10	155.4
2	33	Daniel VALLE MUÑOZ	ESP SP57 RACING TEAM	YAMAHA	1:47.623	8 10 +5.253 +5.253	154.8
3	74	Ferran CASAS PENDON	ESP MDR SPAIN CIRCUITS	YAMAHA	1:47.813	3 10 +11.560 +6.307	154.5
4	55	Alex TOLEDO ROMERO	ESP MRE TALENT	YAMAHA	1:48.090	8 10 +12.948 +1.388	154.1
5	27	Alex BORNER PAMIES	GER EASYRACE TEAM	YAMAHA	1:48.363	9 10 +13.925 +0.977	153.7
6	71	Kimi PATOVA	FIN RAM RACING YAMAHA	YAMAHA	1:48.322	6 10 +15.154 +1.229	153.8
7	12	Borja GOMEZ RUS	ESP POLI-SPORT RACING	YAMAHA	1:48.597	2 10 +16.734 +1.580	153.4
8	15	Thomas SIGVARTSEN	NOR H43 TEAM NOBBY	YAMAHA	1:48.599	3 10 +16.948 +0.214	153.4
9	19	Joan DIAZ CORBELLA	ESP H43 TEAM NOBBY TALASUR-BLUMAQ	YAMAHA	1:48.947	4 10 +20.561 +3.613	152.9
10	57	Kenny KOSKINEN	FIN KALLIO RACING JUNIOR TEAM	YAMAHA	1:49.025	10 10 +25.786 +5.225	152.8
11	91	Mihail FLOROV	BUL YAMAHA STRATOS	YAMAHA	1:50.652	10 10 +40.487+14.701	150.5
12	41	Alexis GONZALEZ CIO	ESP XCTECH	YAMAHA	1:51.240	9 10 +42.615 +2.128	149.7
13	18	Aleix VIU COTOLI	ESP EASYRACE TEAM	YAMAHA	1:47.393	6 10 +48.194 +5.579	155.1
14	52	Guillem ERILL TRALLERO	ESP DEZA - ISMABON RACING TEAM	KAWASAKI	1:50.184	10 10 +50.739 +2.545	151.2
<b>Not classified:</b>							
7	Kyle David SMITH	GBR DR7 HMAX	YAMAHA	1:47.598	8 10		154.8
10	David SANCHIS MARTINEZ	ESP H43 TEAM NOBBY-TALASUR-BLUMAQ	YAMAHA	1:47.400	5 9	1 Laps 1 Laps	155.1
81	Felix NASSI	FIN MDR SPAIN CIRCUITS	YAMAHA	1:48.395	3 3		153.7
95	Vertti TAKALA	FIN KALLIO RACING JUNIOR TEAM	YAMAHA			10 Laps 3 Laps	
64	Davide FABRI	ITA H43 TEAM NOBBY-TALASUR-BLUMAQ	YAMAHA				

Rider #57 - Penalización 3 segundos por atajar curva 1-2

Published at: .....

Track Status: **DRY**

Stewards:	Timekeeper:
-----------	-------------



# Supersport

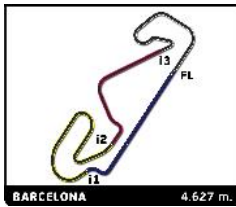
## CAMPEONATO DE ESPAÑA DE SUPERBIKE

### Carrera 1

### Lap Chart

#### LAP

Nr	Pos	Grid	1	2	3	4	5	6	7	8	9	10
99	<b>1</b>	99	43	99	99	99	99	99	99	99	99	99
43	<b>2</b>	43	99	33	7	7	7	10	10	10	10	33
18	<b>3</b>	18	33	7	33	33	10	7	7	7	7	74
7	<b>4</b>	7	7	48	10	10	33	33	33	33	33	55
33	<b>5</b>	33	48	10	48	48	48	48	74	74	74	27
10	<b>6</b>	10	57	57	57	12	74	74	48	48	55	71
52	<b>7</b>	52	10	12	12	74	55	27	27	55	27	12
95	<b>8</b>	95	12	55	81	55	27	55	55	27	71	15
48	<b>9</b>	48	55	81	55	27	12	71	71	71	12	19
9	<b>10</b>	9	81	71	27	71	71	12	12	12	15	57
81	<b>11</b>	81	15	27	71	15	15	15	15	15	19	9
71	<b>12</b>	71	71	15	74	19	19	19	49	19	57	49
15	<b>13</b>	15	27	74	15	57	49	49	19	57	9	29
55	<b>14</b>	55	9	43	9	9	9	9	9	49	49	91
57	<b>15</b>	57	19	9	19	49	57	57	57	9	29	21
12	<b>16</b>	12	29	19	49	29	29	29	29	29	21	93
19	<b>17</b>	19	49	29	29	43	41	41	21	21	93	41
49	<b>18</b>	49	74	49	43	41	43	21	41	18	91	43
64	<b>19</b>	64	93	41	41	91	93	93	93	93	41	97
29	<b>20</b>	29	41	21	93	93	21	91	91	91	43	18
93	<b>21</b>	93	21	93	91	21	91	25	25	41	97	52
27	<b>22</b>	27	91	91	21	25	25	43	43	43	18	25
91	<b>23</b>	91	25	25	25	97	97	97	18	25	52	7
21	<b>24</b>	21	97	97	97	52	18	18	97	97	25	45
25	<b>25</b>	25	45	52	52	18	52	52	52	52	45	
41	<b>26</b>	41	52	45	18	45	45	45	45	45	48	
74	<b>27</b>	74	18	18	45							
97	<b>28</b>	97										
45	<b>29</b>	45										



## Supersport

### CAMPEONATO DE ESPAÑA DE SUPERBIKE

#### Carrera 1

#### Best Sector Times

SECTOR 1			SECTOR 2		SECTOR 3					
Pos	Rider	Time	Rider	Time	Rider	Time	Pos	Rider	Ideal Lap	Best Lap
1	10 D.SANCHIS MARTINEZ	19.067	99 O.GUTIERREZ IGLESIAS	33.159	99 O.GUTIERREZ IGLESIAS	22.226	1	99 O.GUTIERREZ IGLESIAS	1:47.083	1:47.203 (1)
2	49 A.PEREZ VIADEL	19.079	7 K.SMITH	33.163	10 D.SANCHIS MARTINEZ	22.290	2	7 K.SMITH	1:47.145	1:47.598 (4)
3	74 F.CASAS PENDON	19.263	74 F.CASAS PENDON	33.251	18 A.VIU COTOLI	22.291	3	10 D.SANCHIS MARTINEZ	1:47.204	1:47.400 (3)
4	18 A.VIU COTOLI	19.281	18 A.VIU COTOLI	33.258	7 K.SMITH	22.317	4	18 A.VIU COTOLI	1:47.318	1:47.393 (2)
5	33 D.VALLE MUÑOZ	19.283	10 D.SANCHIS MARTINEZ	33.306	48 N.ROIG MARTINEZ	22.410	5	74 F.CASAS PENDON	1:47.434	1:47.813 (6)
6	7 K.SMITH	19.312	33 D.VALLE MUÑOZ	33.337	33 D.VALLE MUÑOZ	22.419	6	33 D.VALLE MUÑOZ	1:47.525	1:47.623 (5)
7	99 O.GUTIERREZ IGLESIAS	19.358	81 F.NASSI	33.349	74 F.CASAS PENDON	22.462	7	55 A.TOLEDO ROMERO	1:47.950	1:48.090 (7)
8	48 N.ROIG MARTINEZ	19.367	71 K.PATOVA	33.411	43 S.JESPERSEN	22.467	8	71 K.PATOVA	1:47.983	1:48.322 (9)
9	55 A.TOLEDO ROMERO	19.380	43 S.JESPERSEN	33.428	12 B.GOMEZ RUS	22.521	9	48 N.ROIG MARTINEZ	1:48.025	1:48.276 (8)
10	57 K.KOSKINEN	19.385	15 T.SIGVARTSEN	33.455	27 A.BORNER PAMIES	22.571	10	27 A.BORNER PAMIES	1:48.178	1:48.363 (10)
11	71 K.PATOVA	19.391	55 A.TOLEDO ROMERO	33.455	71 K.PATOVA	22.597	11	43 S.JESPERSEN	1:48.196	1:51.214 (23)
12	27 A.BORNER PAMIES	19.423	12 B.GOMEZ RUS	33.465	57 K.KOSKINEN	22.617	12	49 A.PEREZ VIADEL	1:48.287	1:48.436 (12)
13	15 T.SIGVARTSEN	19.472	27 A.BORNER PAMIES	33.506	55 A.TOLEDO ROMERO	22.627	13	81 F.NASSI	1:48.328	1:48.395 (11)
14	19 J.DIAZ CORBELLA	19.472	48 N.ROIG MARTINEZ	33.539	9 F.GOMEZ REQUENA	22.640	14	15 T.SIGVARTSEN	1:48.367	1:48.599 (14)
15	81 F.NASSI	19.479	57 K.KOSKINEN	33.714	19 J.DIAZ CORBELLA	22.647	15	12 B.GOMEZ RUS	1:48.449	1:48.597 (13)
16	9 F.GOMEZ REQUENA	19.501	9 F.GOMEZ REQUENA	33.735	81 F.NASSI	22.654	16	57 K.KOSKINEN	1:48.478	1:49.025 (17)
17	43 S.JESPERSEN	19.533	19 J.DIAZ CORBELLA	33.764	15 T.SIGVARTSEN	22.675	17	19 J.DIAZ CORBELLA	1:48.717	1:48.947 (16)
18	29 J.NUÑEZ SANCHEZ	19.587	49 A.PEREZ VIADEL	33.785	49 A.PEREZ VIADEL	22.812	18	9 F.GOMEZ REQUENA	1:48.878	1:48.935 (15)
19	12 B.GOMEZ RUS	19.608	29 J.NUÑEZ SANCHEZ	33.915	95 V.TAKALA	22.850	19	29 J.NUÑEZ SANCHEZ	1:49.507	1:49.618 (18)
20	52 G.ERILL TRALLERO	19.612	52 G.ERILL TRALLERO	33.919	29 J.NUÑEZ SANCHEZ	22.866	20	52 G.ERILL TRALLERO	1:50.054	1:50.184 (19)
21	41 A.GONZALEZ CIO	19.731	93 M.POULSEN	34.016	21 E.MONTERO HUERTA	22.900	21	93 M.POULSEN	1:50.245	1:50.999 (22)
22	93 M.POULSEN	19.835	95 V.TAKALA	34.058	93 M.POULSEN	22.964	22	91 M.FLOROV	1:50.264	1:50.652 (20)
23	97 L.EDGELEY	19.901	21 E.MONTERO HUERTA	34.113	91 M.FLOROV	23.026	23	21 E.MONTERO HUERTA	1:50.328	1:50.729 (21)
24	25 J.DAVIS	19.935	97 L.EDGELEY	34.119	52 G.ERILL TRALLERO	23.080	24	25 J.DAVIS	1:50.691	1:51.469 (25)
25	91 M.FLOROV	19.992	91 M.FLOROV	34.173	25 J.DAVIS	23.150	25	41 A.GONZALEZ CIO	1:50.712	1:51.240 (24)
26	21 E.MONTERO HUERTA	20.024	41 A.GONZALEZ CIO	34.223	41 A.GONZALEZ CIO	23.170	26	97 L.EDGELEY	1:51.253	1:51.621 (26)
27	45 J.SOTO PEREZ	20.869	25 J.DAVIS	34.371	97 L.EDGELEY	23.304	27	45 J.SOTO PEREZ	1:55.979	1:56.317 (27)



## Supersport

### CAMPEONATO DE ESPAÑA DE SUPERBIKE

#### After Carrera 1

Event maximum speed

Rider	Team	Bike	Class	T. Speed	Lap	Session
10 David SANCHIS MARTINEZ	H43 TEAM NOBBY-TALASUR-BLUMAQ	YAMAHA	Superspc	<b>274.1</b>	5	Carrera 1
43 Simon JESPERSEN	MDS RACING	HONDA	Open600	<b>274.1</b>	3	Entrenamiento Cronometrado
27 Alex BORNER PAMIES	EASYRACE TEAM	YAMAHA	Superspc	<b>272.0</b>	2	Carrera 1
19 Joan DIAZ CORBELLA	H43 TEAM NOBBY TALASUR-BLUMAQ	YAMAHA	Superspc	<b>271.4</b>	3	Entrenamiento Cronometrado
48 Nil ROIG MARTINEZ	GASSS RACING TEAM	YAMAHA	Open600	<b>271.4</b>	2	Carrera 1
49 Alex PEREZ VIADEL	DR7 HMAX	YAMAHA	Open600	<b>269.3</b>	5	Carrera 1
9 Francisco GOMEZ REQUENA	GM FUEL - VRC TEAM	YAMAHA	Open600	<b>269.3</b>	3	Carrera 1
71 Kimi PATOVA	RAM RACING YAMAHA	YAMAHA	Superspc	<b>268.7</b>	6	Carrera 1
74 Ferran CASAS PENDON	MDR SPAIN CIRCUITS	YAMAHA	Superspc	<b>268.7</b>	2	Carrera 1
33 Daniel VALLE MUÑOZ	SP57 RACING TEAM	YAMAHA	Superspc	<b>268.0</b>	9	Carrera 1
81 Felix NASSI	MDR SPAIN CIRCUITS	YAMAHA	Superspc	<b>267.3</b>	3	Entrenamiento Cronometrado
12 Borja GOMEZ RUS	POLI-SPORT RACING	YAMAHA	Superspc	<b>266.0</b>	2	Carrera 1
18 Aleix VIU COTOLI	EASYRACE TEAM	YAMAHA	Superspc	<b>266.0</b>	3	Entrenamiento Cronometrado
41 Alexis GONZALEZ CIO	XCTECH	YAMAHA	Superspc	<b>266.0</b>	2	Carrera 1
97 Laurence EDGELEY	TEAM EDGE RST RACING	YAMAHA	Open600	<b>266.0</b>	3	Carrera 1
7 Kyle David SMITH	DR7 HMAX	YAMAHA	Superspc	<b>265.4</b>	10	Carrera 1
99 Oscar GUTIERREZ IGLESIAS	ANDOTRANS TEAM TORRENTÓ	YAMAHA	Superspc	<b>265.4</b>	2	Carrera 1
29 Juan Jose NUÑEZ SANCHEZ	SP57 RACING TEAM	YAMAHA	Open600	<b>264.7</b>	2	Carrera 1
52 Guillem ERILL TRALLERO	DEZA - ISMABON RACING TEAM	KAWASAKI	Superspc	<b>264.1</b>	10	Carrera 1
95 Vertti TAKALA	KALLIO RACING JUNIOR TEAM	YAMAHA	Superspc	<b>264.1</b>	4	Entrenamiento Cronometrado
55 Alex TOLEDO ROMERO	MRE TALENT	YAMAHA	Superspc	<b>263.4</b>	4	Carrera 1
64 Davide FABRI	H43 TEAM NOBBY-TALASUR-BLUMAQ	YAMAHA	Superspc	<b>263.4</b>	3	Entrenamiento Cronometrado
21 Eduardo MONTERO HUERTA	DR7 HMAX	YAMAHA	Open600	<b>262.1</b>	2	Carrera 1
15 Thomas SIGVARTSEN	H43 TEAM NOBBY	YAMAHA	Superspc	<b>260.9</b>	4	Entrenamiento Cronometrado
57 Kenny KOSKINEN	KALLIO RACING JUNIOR TEAM	YAMAHA	Superspc	<b>260.9</b>	5	Entrenamiento Cronometrado
93 Mathias POULSEN	MDS RACING	HONDA	Open600	<b>260.2</b>	4	Entrenamiento Cronometrado
91 Mihail FLOROV	YAMAHA STRATOS	YAMAHA	Superspc	<b>257.8</b>	2	Carrera 1
25 Jamie DAVIS	PINAMOTO RS	YAMAHA	Open600	<b>255.9</b>	6	Entrenamiento Cronometrado
45 Juan Manuel SOTO PEREZ	PINAMOTO RS	YAMAHA	Open600	<b>251.7</b>	3	Entrenamiento Cronometrado



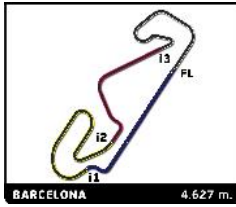
## Supersport

### CAMPEONATO DE ESPAÑA DE SUPERBIKE

#### Carrera 1

#### Leader Sequence

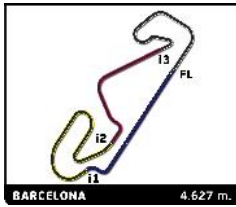
Nr	Rider	Team	Bike	Start Lap	End Lap	Laps	Total Laps
<b>Open600</b>							
43	Simon JESPERSEN	MDS RACING	HONDA	1	1	1	1
48	Nil ROIG MARTINEZ	GASSS RACING TEAM	YAMAHA	2	8	7	7
9	Francisco GOMEZ REQUENA	GM FUEL - VRC TEAM	YAMAHA	9	10	2	2
<b>Supersport</b>							
99	Oscar GUTIERREZ IGLESIAS	ANDOTRANS TEAM TORRENTÓ	YAMAHA	1	10	10	10



**Supersport**  
CAMPEONATO DE ESPAÑA DE SUPERBIKE  
Carrera 1

Fastest Lap Sequence

Practice Time	Rider	Team	Bike	Class	Time	Kph	Lap
3:38.566	99 Oscar GUTIERREZ IGLESIAS	ANDOTRANS TEAM TORRENTÓ	YAMAHA	Supersport	<b>1:47.203</b>	155.4	2



**Supersport**  
**CAMPEONATO DE ESPAÑA DE SUPERBIKE**

Carrera 1

Analysis by lap

Lapped

Nr	Lap Time	Gap	Nr	Lap Time	Gap	Nr	Lap Time	Gap	Nr	Lap Time	Gap	Nr	Lap Time	Gap
<b>Lap 1</b>			18	1:51.773	30.431	18	1:47.732	31.599	52	1:51.262	38.078	52	1:51.141	44.586
43	1:51.272		<b>Lap 3</b>			45	1:58.388	45.582	45	1:57.580	1:06.320	45	1:56.375	1:24.198
99	1:51.363	0.091	99	1:47.379		<b>Lap 5</b>			<b>Lap 7</b>			<b>Lap 9</b>		
33	1:51.482	0.210	7	1:47.718	1.671	99	1:47.426		99	1:47.861		99	1:47.482	
7	1:51.776	0.504	33	1:48.034	1.935	7	1:48.037	2.941	10	1:47.755	3.353	10	1:47.838	3.556
48	1:52.496	1.224	10	1:47.625	3.072	10	1:47.400	3.218	7	1:47.745	3.416	7	1:47.958	3.752
57	1:52.647	1.375	48	1:48.279	3.106	33	1:48.026	3.631	33	1:47.903	3.779	33	1:48.144	4.326
10	1:53.233	1.961	57	1:49.522	5.282	48	1:49.163	6.077	74	1:48.638	9.189	74	1:48.568	10.985
12	1:53.754	2.482	12	1:48.936	5.342	74	1:48.002	8.062	48	1:49.460	9.291	55	1:48.462	12.625
55	1:53.914	2.642	81	1:48.395	5.570	55	1:48.742	8.925	27	1:48.857	11.189	27	1:48.363	13.029
81	1:54.440	3.168	55	1:48.671	5.747	27	1:48.530	9.087	55	1:48.800	11.293	71	1:48.792	13.855
15	1:54.672	3.400	27	1:48.749	6.600	12	1:49.686	9.666	71	1:48.723	11.505	12	1:48.893	15.464
71	1:54.776	3.504	71	1:48.953	6.719	71	1:48.947	9.868	12	1:49.340	12.666	15	1:48.906	15.772
27	1:54.975	3.703	74	1:47.813	6.794	15	1:48.910	10.041	15	1:49.172	12.931	19	1:49.542	18.715
9	1:55.280	4.008	15	1:48.599	7.252	19	1:48.988	11.447	49	1:49.315	14.589	57	1:49.609	21.953
19	1:55.437	4.165	9	1:49.093	8.197	49	1:48.436	11.975	19	1:49.696	14.924	9	1:49.372	22.398
29	1:55.975	4.703	19	1:49.177	8.337	9	1:49.776	13.184	9	1:50.027	17.913	49	1:50.030	22.504
49	1:56.192	4.920	49	1:49.461	9.212	57	1:52.351	14.850	57	1:49.201	18.128	29	1:51.584	28.955
74	1:56.243	4.971	29	1:50.281	9.929	29	1:50.302	15.223	29	1:51.395	21.461	21	1:51.425	37.820
93	1:57.015	5.743	43	1:52.947	11.963	41	1:51.625	22.917	21	1:50.729	30.294	93	1:51.280	37.920
41	1:57.395	6.123	41	1:51.479	14.427	43	1:52.972	22.943	41	1:51.316	30.833	91	1:51.213	38.027
21	1:57.453	6.181	93	1:51.508	14.542	93	1:51.473	23.038	93	1:51.152	30.861	41	1:51.240	39.355
91	1:57.668	6.396	91	1:51.451	14.636	21	1:51.357	23.128	91	1:51.272	31.011	43	1:51.214	39.811
25	1:57.951	6.679	21	1:52.004	15.008	91	1:51.864	23.256	25	1:51.482	31.372	97	1:52.229	43.367
97	1:58.729	7.457	25	1:51.804	15.326	25	1:51.639	23.609	43	1:51.263	31.789	18	2:02.190	48.590
45	2:02.753	11.481	97	1:51.621	16.242	97	1:51.975	25.192	18	1:48.015	31.863	52	1:51.643	48.747
52	2:07.170	15.898	52	1:51.707	26.208	18	1:47.690	31.863	97	1:52.291	33.849	25	2:00.987	49.715
18	2:17.224	25.952	18	1:48.214	31.266	52	1:51.179	34.363	52	1:50.966	41.183	45	1:56.317	1:33.033
<b>Lap 2</b>			45	1:58.773	34.593	45	1:58.131	56.287	45	1:57.102	1:15.561	<b>Lap 10</b>		
99	1:47.203		<b>Lap 4</b>			<b>Lap 6</b>			<b>Lap 8</b>			99	1:48.192	
33	1:48.364	1.280	99	1:47.399		99	1:47.547		99	1:47.738		33	1:49.119	5.253
7	1:48.122	1.332	7	1:48.058	2.330	10	1:47.788	3.459	10	1:47.585	3.200	74	1:48.767	11.560
48	1:48.276	2.206	33	1:48.495	3.031	7	1:48.138	3.532	7	1:47.598	3.276	55	1:48.515	12.948
10	1:48.159	2.826	10	1:47.571	3.244	33	1:47.653	3.737	33	1:47.623	3.664	27	1:49.088	13.925
57	1:49.058	3.139	48	1:48.633	4.340	48	1:49.162	7.692	74	1:48.448	9.899	71	1:49.491	15.154
12	1:48.597	3.785	12	1:49.463	7.406	74	1:47.897	8.412	48	1:48.914	10.467	48	3:40.899	1 Lap
55	1:49.107	4.455	74	1:48.091	7.486	27	1:48.653	10.193	55	1:48.090	11.645	12	1:49.462	16.734
81	1:48.680	4.554	55	1:49.261	7.609	55	1:48.976	10.354	27	1:48.697	12.148	15	1:49.368	16.948
71	1:48.935	5.145	27	1:48.782	7.983	71	1:48.322	10.643	71	1:48.778	12.545	19	1:50.038	20.561
27	1:48.821	5.230	71	1:49.027	8.347	12	1:49.068	11.187	12	1:49.125	14.053	57	1:49.025	22.786
15	1:49.926	6.032	15	1:48.704	8.557	15	1:49.126	11.620	15	1:49.155	14.348	9	1:48.935	23.141
74	1:48.683	6.360	19	1:48.947	9.885	19	1:49.189	13.089	19	1:49.469	16.655	49	1:49.285	23.597
43	1:53.689	6.395	57	1:52.042	9.925	49	1:48.707	13.135	57	1:49.436	19.826	29	1:52.783	33.546
9	1:49.769	6.483	9	1:50.036	10.834	9	1:50.110	15.747	49	1:53.105	19.956	91	1:50.652	40.487
19	1:49.668	6.539	49	1:49.152	10.965	57	1:49.485	16.788	9	1:50.333	20.508	21	1:51.147	40.775
29	1:49.618	7.027	29	1:49.817	12.347	29	1:50.251	17.927	29	1:51.130	24.853	93	1:51.346	41.074
49	1:49.504	7.130	43	1:52.833	17.397	41	1:52.008	27.378	21	1:51.321	33.877	41	1:51.452	42.615
41	1:51.498	10.327	41	1:51.690	18.718	21	1:51.845	27.426	18	1:49.757	33.882	43	1:51.384	43.003
21	1:51.496	10.383	91	1:51.581	18.818	93	1:52.079	27.570	93	1:50.999	34.122	97	1:53.008	48.183
93	1:51.964	10.413	93	1:51.848	18.991	91	1:51.891	27.600	91	1:51.023	34.296	18	1:47.796	48.194
91	1:51.462	10.564	21	1:51.588	19.197	25	1:51.689	27.751	41	1:52.502	35.597	52	1:50.184	50.739
25	1:51.516	10.901	25	1:51.469	19.396	43	1:52.991	28.387	43	1:52.028	36.079	25	1:52.737	54.260
97	1:51.837	12.000	97	1:51.800	20.643	97	1:51.774	29.419	25	1:52.576	36.210	7	3:13.998	1:29.558
52	1:53.276	21.880	52	1:51.801	30.610	18	1:47.393	31.709	97	1:52.509	38.620	45	1:58.773	1:43.614
45	1:59.012	23.199												





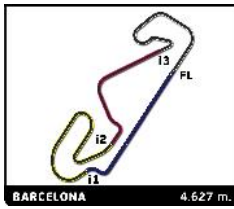
# Supersport CAMPEONATO DE ESPAÑA DE SUPERBIKE

## Carrera 1

### Analysis

Personal Best Session Best B Crossing the finish line in pit lane

Lap	Time	Sector 1	Sector 2	Sector 3	Kph	Elapsed	Lap	Time	Sector 1	Sector 2	Sector 3	Kph	Elapsed
<b>7</b>	<b>Kyle David SMITH</b> GBR DR7 HMAX YAMAHA						4	1:48.704	19.545	33.498	22.734	153.2	7:21.901
1	1:51.776	23.004	33.853	22.449	144.4	1:51.776	5	1:48.910	19.636	33.683	22.741	152.9	9:10.811
2	1:48.122	19.453	33.516	22.560	154.1	3:39.898	6	1:49.126	19.472	33.911	22.817	152.6	10:59.937
3	1:47.718	19.484	33.308	22.465	154.6	5:27.616	7	1:49.172	19.575	33.826	22.974	152.6	12:49.109
4	1:48.058	19.763	33.422	22.394	154.2	7:15.674	8	1:49.155	19.644	33.758	22.847	152.6	14:38.264
5	1:48.037	19.598	33.334	22.581	154.2	9:03.711	9	1:48.906	19.627	33.667	22.847	153.0	16:27.170
6	1:48.138	19.692	33.279	22.464	154.0	10:51.849	10	1:49.368	19.709	33.592	22.935	152.3	18:16.538
7	1:47.745	19.516	33.376	22.448	154.6	12:39.594							
8	1:47.598	19.523	33.327	22.395	154.8	14:27.192							
9	1:47.958	19.367	33.796	22.317	154.3	16:15.150							
10	3:13.998 B	19.312	33.163	22.388	85.9	19:29.148							
<b>9</b>	<b>Francisco GOMEZ REQUENA</b> ESP GM FUEL - VRC TEAM YAMAHA						<b>18</b>	<b>Aleix VIU COTOLI</b> ESP EASYRACE TEAM YAMAHA					
1	1:55.280	24.001	34.944	23.070	140.0	1:55.280	1	2:17.224	23.582	34.048	22.649	117.6	2:17.224
2	1:49.769	19.515	33.855	22.917	151.7	3:45.049	2	1:51.773	21.966	34.589	22.577	149.0	4:08.997
3	1:49.093	19.521	33.813	22.708	152.7	5:34.142	3	1:48.214	19.423	33.506	22.391	153.9	5:57.211
4	1:50.036	19.716	34.144	22.876	151.4	7:24.178	4	1:47.732	19.380	33.295	22.434	154.6	7:44.943
5	1:49.776	19.685	34.048	22.801	151.7	9:13.954	5	1:47.690	19.366	33.410	22.426	154.7	9:32.633
6	1:50.110	19.629	34.245	22.810	151.3	11:04.064	6	1:47.393	19.320	33.258	22.291	155.1	11:20.026
7	1:50.027	19.658	34.125	22.807	151.4	12:54.091	7	1:48.015	19.281	33.431	22.588	154.2	13:08.041
8	1:50.333	19.764	34.190	22.882	151.0	14:44.424	8	1:49.757	19.648	33.677	22.635	151.8	14:57.798
9	1:49.372	19.501	33.931	22.821	152.3	16:33.796	9	2:02.190	22.607	43.661	22.959	136.3	16:59.988
10	1:48.935	19.558	33.735	22.640	152.9	18:22.731	10	1:47.796	19.430	33.369	22.432	154.5	18:47.784
<b>10</b>	<b>David SANCHIS MARTINEZ</b> ESP H43 TEAM NOBBY-TALASUR-BLUMAG YAMAHA						<b>19</b>	<b>Joan DIAZ CORBELLA</b> ESP H43 TEAM NOBBY-TALASUR-BLUMAG YAMAHA					
1	1:53.233	23.538	33.738	22.658	142.6	1:53.233	1	1:55.437	24.082	34.854	23.202	139.8	1:55.437
2	1:48.159	19.424	33.376	22.690	154.0	3:41.392	2	1:49.668	19.643	33.929	22.823	151.9	3:45.105
3	1:47.625	19.238	33.332	22.359	154.8	5:29.017	3	1:49.177	19.648	33.873	22.822	152.6	5:34.282
4	1:47.571	19.305	33.306	22.419	154.8	7:16.588	4	1:48.947	19.472	33.816	22.655	152.9	7:23.229
5	1:47.400	19.067	33.393	22.359	155.1	9:03.988	5	1:48.988	19.567	33.779	22.647	152.8	9:12.217
6	1:47.788	19.196	33.603	22.372	154.5	10:51.776	6	1:49.189	19.640	33.764	22.718	152.6	11:01.406
7	1:47.755	19.240	33.419	22.416	154.6	12:39.531	7	1:49.696	19.882	33.992	22.832	151.8	12:51.102
8	1:47.585	19.319	33.323	22.369	154.8	14:27.116	8	1:49.469	19.705	33.901	22.695	152.2	14:40.571
9	1:47.838	19.638	33.364	22.290	154.5	16:14.954	9	1:49.542	19.656	34.017	22.807	152.1	16:30.113
							10	1:50.038	19.696	34.128	22.867	151.4	18:20.151
<b>12</b>	<b>Borja GOMEZ RUS</b> ESP POLI-SPORT RACING YAMAHA						<b>21</b>	<b>Eduardo MONTERO HUERTA</b> ESP DR7 HMAX YAMAHA					
1	1:53.754	23.848	34.022	22.521	141.9	1:53.754	1	1:57.453	25.236	35.078	23.465	137.4	1:57.453
2	1:48.597	19.683	33.465	22.532	153.4	3:42.351	2	1:51.496	20.024	34.412	23.308	149.4	3:48.949
3	1:48.936	19.608	33.501	22.615	152.9	5:31.287	3	1:52.004	20.638	34.371	23.468	148.7	5:40.953
4	1:49.463	19.685	33.792	22.806	152.2	7:20.750	4	1:51.588	20.104	34.364	23.174	149.3	7:32.541
5	1:49.686	19.807	34.181	22.729	151.9	9:10.436	5	1:51.357	20.083	34.384	23.375	149.6	9:23.898
6	1:49.068	19.654	33.894	22.665	152.7	10:59.504	6	1:51.845	20.173	34.879	22.900	148.9	11:15.743
7	1:49.340	19.844	33.776	22.699	152.3	12:48.844	7	1:50.729	20.033	34.295	23.110	150.4	13:06.472
8	1:49.125	19.755	33.697	22.765	152.6	14:37.969	8	1:51.321	20.356	34.240	22.962	149.6	14:57.793
9	1:48.893	19.641	33.726	22.640	153.0	16:26.862	9	1:51.425	20.200	34.402	23.259	149.5	16:49.218
10	1:49.462	19.761	33.637	22.814	152.2	18:16.324	10	1:51.147	20.569	34.113	23.054	149.9	18:40.365
<b>15</b>	<b>Thomas SIGVARTSEN</b> NOR H43 TEAM NOBBY YAMAHA						<b>25</b>	<b>Jamie DAVIS</b> GBR PINAMOTO RS YAMAHA					
1	1:54.672	23.703	34.429	22.934	140.8	1:54.672	1	1:57.951	25.189	35.492	23.490	136.9	1:57.951
2	1:49.926	19.854	33.891	22.797	151.5	3:44.598	2	1:51.516	19.935	34.502	23.348	149.4	3:49.467
3	1:48.599	19.511	33.455	22.675	153.4	5:33.197	3	1:51.804	20.238	34.477	23.340	149.0	5:41.271
							4	1:51.469	19.971	34.371	23.382	149.4	7:32.740
							5	1:51.639	19.938	34.509	23.607	149.2	9:24.379
							6	1:51.689	20.198	34.718	23.150	149.1	11:16.068
							7	1:51.482	20.304	34.398	23.545	149.4	13:07.550
							8	1:52.576	20.374	34.682	23.362	148.0	15:00.126



# Supersport CAMPEONATO DE ESPAÑA DE SUPERBIKE

## Carrera 1

### Analysis

Personal Best Session Best B Crossing the finish line in pit lane

Lap	Time	Sector 1	Sector 2	Sector 3	Kph	Elapsed
9	2:00.987	26.666	37.089	23.448	137.7	17:01.113
10	1:52.737	20.286	34.772	23.583	147.8	18:53.850

<b>27 Alex BORNER PAMIES</b> GER						
EASYPACE TEAM						YAMAHA
1	1:54.975	24.214	34.596	22.844	140.4	1:54.975
2	1:48.821	19.456	33.810	22.626	153.1	3:43.796
3	1:48.749	19.439	33.606	22.628	153.2	5:32.545
4	1:48.782	19.517	33.657	22.745	153.1	7:21.327
5	1:48.530	<b>19.423</b>	33.788	22.620	153.5	9:09.857
6	1:48.653	19.431	33.678	<b>22.571</b>	153.3	10:58.510
7	1:48.857	19.470	33.700	22.670	153.0	12:47.367
8	1:48.697	19.621	33.658	22.740	153.2	14:36.064
9	<b>1:48.363</b>	19.451	33.555	22.676	153.7	16:24.427
10	1:49.088	19.457	<b>33.506</b>	22.590	152.7	18:13.515

<b>29 Juan Jose NUÑEZ SANCHEZ</b> ESP						
SP57 RACING TEAM						YAMAHA
1	1:55.975	24.383	34.801	23.112	139.2	1:55.975
2	<b>1:49.618</b>	<b>19.587</b>	<b>33.915</b>	22.869	152.0	3:45.593
3	1:50.281	19.972	34.038	22.930	151.0	5:35.874
4	1:49.817	19.825	33.987	<b>22.866</b>	151.7	7:25.691
5	1:50.302	19.777	34.122	23.033	151.0	9:15.993
6	1:50.251	19.839	34.071	22.938	151.1	11:06.244
7	1:51.395	19.823	34.830	23.290	149.5	12:57.639
8	1:51.130	19.987	34.444	23.166	149.9	14:48.769
9	1:51.584	20.076	34.676	23.174	149.3	16:40.353
10	1:52.783	20.162	34.686	23.626	147.7	18:33.136

<b>33 Daniel VALLE MUÑOZ</b> ESP						
SP57 RACING TEAM						YAMAHA
1	1:51.482	22.406	33.931	22.642	144.8	1:51.482
2	1:48.364	19.431	33.641	22.508	153.7	3:39.846
3	1:48.034	19.607	33.399	22.504	154.2	5:27.880
4	1:48.495	19.360	33.687	22.544	153.5	7:16.375
5	1:48.026	19.603	33.407	22.471	154.2	9:04.401
6	1:47.653	<b>19.283</b>	<b>33.337</b>	22.522	154.7	10:52.054
7	1:47.903	19.409	33.501	22.479	154.4	12:39.957
8	<b>1:47.623</b>	19.331	33.387	<b>22.419</b>	154.8	14:27.580
9	1:48.144	19.342	33.599	22.555	154.0	16:15.724
10	1:49.119	19.508	33.567	22.773	152.7	18:04.843

<b>41 Alexis GONZALEZ CIO</b> ESP						
XCTECH						YAMAHA
1	1:57.395	24.787	35.030	23.637	137.5	1:57.395
2	1:51.498	<b>19.731</b>	<b>34.223</b>	23.418	149.4	3:48.893
3	1:51.479	19.982	34.377	23.196	149.4	5:40.372
4	1:51.690	19.971	34.459	23.271	149.1	7:32.062
5	1:51.625	19.914	34.396	23.245	149.2	9:23.687
6	1:52.008	20.219	34.555	23.235	148.7	11:15.695
7	1:51.316	19.876	34.623	23.229	149.6	13:07.011
8	1:52.502	20.497	34.692	23.205	148.1	14:59.513
9	<b>1:51.240</b>	19.841	34.263	23.334	149.7	16:50.753
10	1:51.452	19.754	34.385	<b>23.170</b>	149.5	18:42.205

<b>43 Simon JESPERSEN</b> DEN						
MDS RACING						HONDA

Lap	Time	Sector 1	Sector 2	Sector 3	Kph	Elapsed
1	1:51.272	22.229	33.808	<b>22.467</b>	145.1	1:51.272
2	1:53.689	<b>19.533</b>	<b>33.428</b>	22.524	146.5	3:44.961
3	1:52.947	20.354	34.223	23.992	147.5	5:37.908
4	1:52.833	20.634	34.727	23.233	147.6	7:30.741
5	1:52.972	20.366	34.547	23.327	147.4	9:23.713
6	1:52.991	20.733	35.015	23.326	147.4	11:16.704
7	1:51.263	20.386	34.274	23.143	149.7	13:07.967
8	1:52.028	20.374	34.250	23.176	148.7	14:59.995
9	<b>1:51.214</b>	20.368	34.172	23.119	149.8	16:51.209
10	1:51.384	20.073	34.402	23.095	149.5	18:42.593

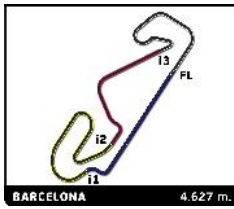
<b>45 Juan Manuel SOTO PEREZ</b> ESP						
PINAMOTO RS						YAMAHA
1	2:02.753	25.982	36.435	24.503	131.5	2:02.753
2	1:59.012	21.274	36.614	24.749	140.0	4:01.765
3	1:58.773	21.264	36.639	24.645	140.2	6:00.538
4	1:58.388	21.156	36.466	24.291	140.7	7:58.926
5	1:58.131	21.316	36.388	24.493	141.0	9:57.057
6	1:57.580	21.325	36.257	24.506	141.7	11:54.637
7	1:57.102	21.221	36.210	24.267	142.2	13:51.739
8	1:56.375	21.123	<b>35.798</b>	<b>23.908</b>	143.1	15:48.114
9	<b>1:56.317</b>	<b>20.869</b>	35.857	24.154	143.2	17:44.431
10	1:58.773	21.364	36.519	24.769	140.2	19:43.204

<b>48 Nil ROIG MARTINEZ</b> ESP						
GASSS RACING TEAM						YAMAHA
1	1:52.496	22.845	34.159	22.627	143.5	1:52.496
2	<b>1:48.276</b>	19.515	33.622	<b>22.410</b>	153.8	3:40.772
3	1:48.279	<b>19.367</b>	<b>33.576</b>	22.549	153.8	5:29.051
4	1:48.633	19.609	<b>33.539</b>	22.541	153.3	7:17.684
5	1:49.163	19.462	33.846	22.765	152.6	9:06.847
6	1:49.162	19.450	33.973	22.712	152.6	10:56.009
7	1:49.460	19.670	34.039	22.549	152.2	12:45.469
8	1:48.914	19.806	33.797	22.602	152.9	14:34.383
9	3:40.899B	19.496	36.671	54.114	75.4	18:15.282

<b>49 Alex PEREZ VIADEL</b> ESP						
DR7 HMAX						YAMAHA
1	1:56.192	24.424	35.060	23.207	138.9	1:56.192
2	1:49.504	19.804	33.821	22.941	152.1	3:45.696
3	1:49.461	19.699	34.014	22.947	152.2	5:35.157
4	1:49.152	19.567	<b>33.785</b>	23.098	152.6	7:24.309
5	<b>1:48.436</b>	<b>19.079</b>	33.845	<b>22.812</b>	153.6	9:12.745
6	1:48.707	19.453	33.787	22.856	153.2	11:01.452
7	1:49.315	19.509	33.863	23.089	152.4	12:50.767
8	1:53.105	22.264	34.672	23.100	147.3	14:43.872
9	1:50.030	19.486	34.039	23.260	151.4	16:33.902
10	1:49.285	19.604	33.816	22.993	152.4	18:23.187

<b>52 Guillem ERILL TRALLERO</b> ESP						
DEZA - ISMABON RACING TEAM						KAWASAKI
1	2:07.170B	33.908	35.659	23.654	126.9	2:07.170
2	1:53.276	20.321	35.196	23.305	147.0	4:00.446
3	1:51.707	20.089	34.431	23.421	149.1	5:52.153
4	1:51.801	20.052	34.574	23.369	149.0	7:43.954
5	1:51.179	20.010	34.413	23.248	149.8	9:35.133
6	1:51.262	19.912	34.546	23.198	149.7	11:26.395



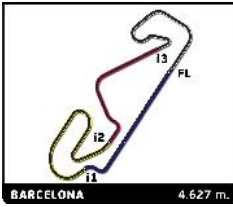


**Supersport**  
CAMPEONATO DE ESPAÑA DE SUPERBIKE  
Carrera 1

Analysis

■ Personal Best ■ Session Best B Crossing the finish line in pit lane

Lap	Time	Sector 1	Sector 2	Sector 3	Kph	Elapsed	Lap	Time	Sector 1	Sector 2	Sector 3	Kph	Elapsed
10	1:48.192	19.495	33.253	22.327	154.0	17:59.590							

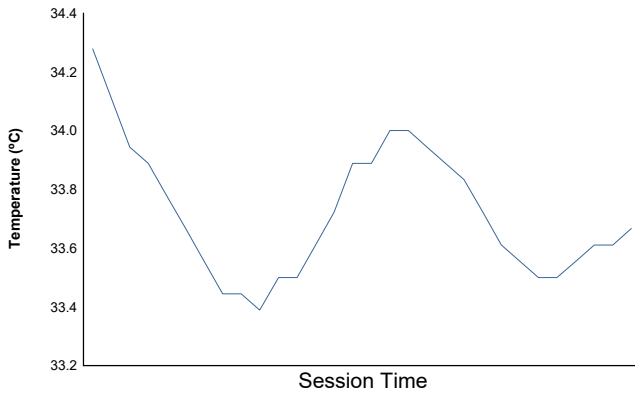


# CAMPEONATO DE ESPAÑA DE SUPERBIKE

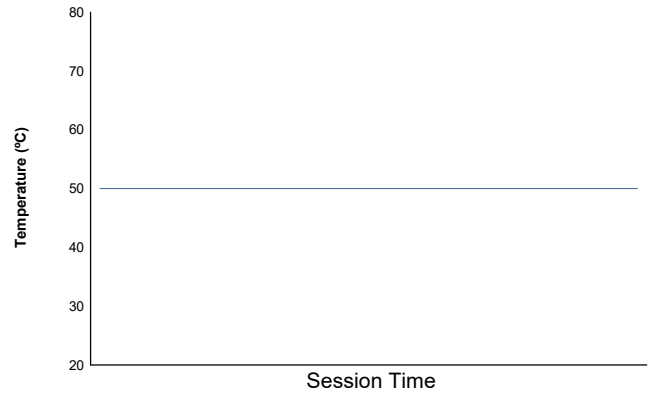
Supersport  
Carrera 1

## Weather Report

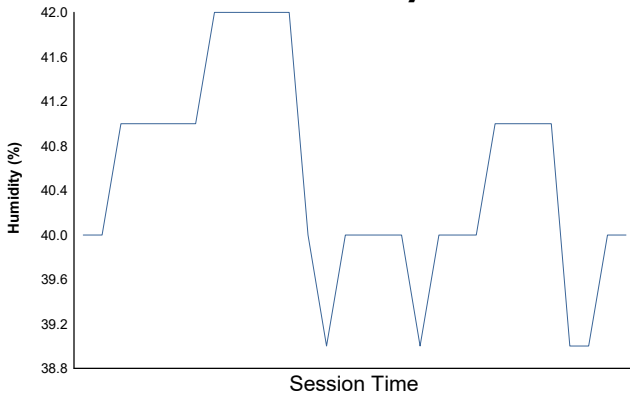
**Air Temperature**



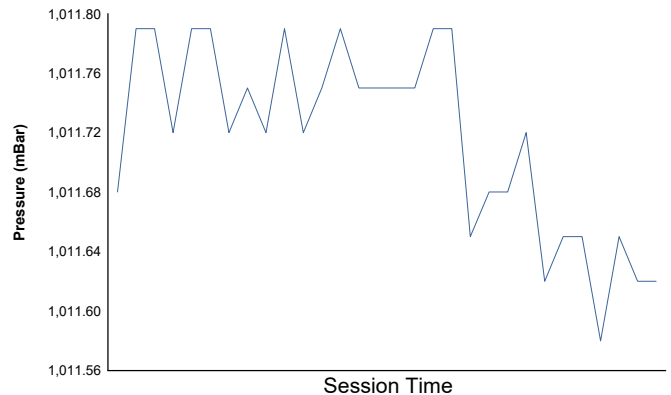
**Track Temperature**



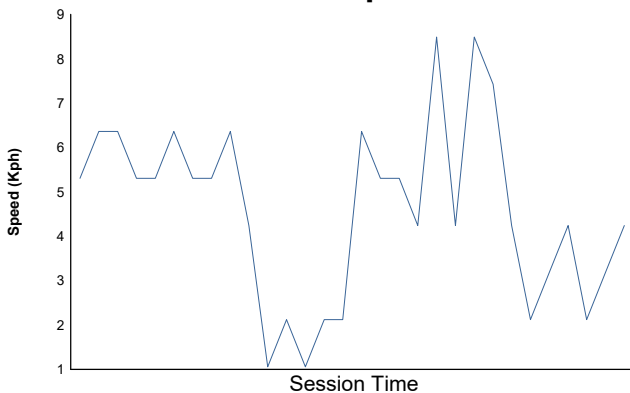
**Humidity**



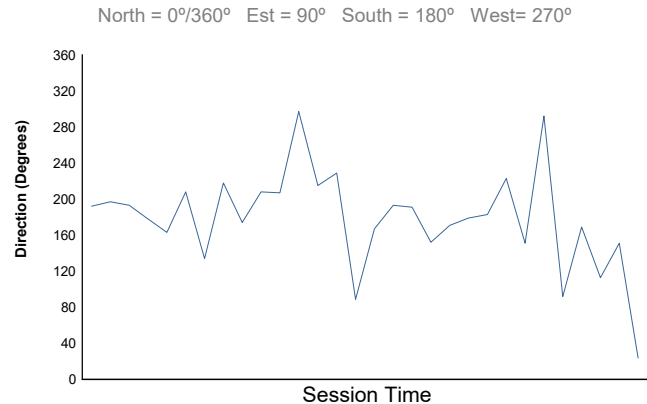
**Pressure**



**Wind Speed**



**Wind direction**



Track Status: **DRY**