

## SBK Junior

### CAMPEONATO DE ESPAÑA DE SUPERBIKE

#### Carrera 2 ((12 laps, 55.4 km.))

### Classification

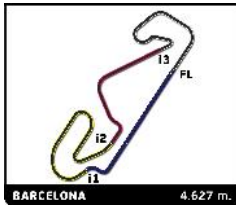
Rider	Nat	Team	Bike	Cl.	Laps	Total Time	Gap	Kph	Best Lap				
									Lap	Time Kph			
1	4	Eric FERNANDEZ ROBLEDILLO	ESP	TEAM SPEED RACING	KAWASAKI	Kawasaki	12	<b>23:53.563</b>	-	139.1	12	<b>1:58.469</b>	140.6
2	42	Raul PEREZ ORNEDO	ESP	TEAM ALARXA RACING	KAWASAKI	Kawasaki	12	<b>23:53.595</b>	+0.032	139.1	3	<b>1:58.080</b>	141.1
3	5	Francesc PEREZ CASAS	ESP	ETG RACING	YAMAHA		12	<b>23:53.733</b>	+0.170	139.1	12	<b>1:58.569</b>	140.5
4	78	Daniel MOGEDA VENDRELLS	ESP	TEAM SPN RACING-598	KAWASAKI	Kawasaki	12	<b>23:53.860</b>	+0.297	139.0	3	<b>1:58.748</b>	140.3
5	37	Mauro GONZALEZ ROJAS	ESP	ARCO-MOTORR UNIVERSITY TEAM	YAMAHA	Yamaha	12	<b>23:55.085</b>	+1.522	138.9	3	<b>1:58.423</b>	140.7
6	35	Yeray SAIZ MARQUEZ	ESP	MOTORBIKE MOYA & TECNIRACING	KAWASAKI	Kawasaki	12	<b>23:55.102</b>	+1.539	138.9	4	<b>1:58.599</b>	140.4
7	28	Luis Felipe ARREDONDO GIRALDO	COL	KAWASAKI PL RACING JUNIOR TEAM	KAWASAKI	Kawasaki	12	<b>24:02.948</b>	+9.385	138.2	3	<b>1:58.402</b>	140.7
8	43	Steward GARCIA CORREA	COL	FUSIÓN RACING TEAM	KAWASAKI	Kawasaki	12	<b>24:03.006</b>	+9.443	138.2	3	<b>1:59.276</b>	139.7
9	8	Carlos GIMENEZ DE TORRES	ESP	ARCO-MOTOR UNIVERSITY TEAM	YAMAHA	Yamaha	12	<b>24:03.114</b>	+9.551	138.2	3	<b>1:59.053</b>	139.9
10	91	Borja JIMENEZ VICENTE	ESP	POLI-SPORT RACING	KAWASAKI	Kawasaki	12	<b>24:03.130</b>	+9.567	138.2	3	<b>1:59.115</b>	139.8
11	59	Sergio JIMENEZ GONZALEZ	ESP	I+DENT RACING TEAM	YAMAHA	Yamaha	12	<b>24:03.211</b>	+9.648	138.1	12	<b>1:59.184</b>	139.8
12	74	Juan Antonio CONESA BENITO	ESP	GASSS RACING TEAM	YAMAHA	Yamaha	12	<b>24:04.079</b>	+10.516	138.1	2	<b>1:59.145</b>	139.8
13	94	Facundo Andres LLAMBIAS ROSAS	URU	KAWASAKI PL RACING JUNIOR TEAM	KAWASAKI	Kawasaki	12	<b>24:13.188</b>	+19.625	137.2	2	<b>1:59.583</b>	139.3
14	53	Hector YEBRA PEREZ	ESP	HYCOMPETICION TEAM	KAWASAKI	Kawasaki	12	<b>24:18.328</b>	+24.765	136.7	2	<b>1:58.210</b>	140.9
15	88	Biel CABANA AYGUASENOSA	ESP		YAMAHA	Yamaha	12	<b>24:21.667</b>	+28.104	136.4	4	<b>2:00.611</b>	138.1
16	21	Jordi RAPOSEIRAS BERENGUERAS	AND	TEAM ALARXA RACING	KAWASAKI	Kawasaki	12	<b>24:25.896</b>	+32.333	136.0	2	<b>2:00.917</b>	137.8
17	11	Javier CORRAL ARIAS	ESP	I+DENT RACING TEAM	YAMAHA	Yamaha	12	<b>24:35.090</b>	+41.527	135.2	5	<b>2:01.699</b>	136.9
18	38	Ola NESBAKKEN GRANSHAGEN	ESP	TEAM TACK KAWASAKI	KAWASAKI	Kawasaki	12	<b>24:40.063</b>	+46.500	134.7	8	<b>2:02.284</b>	136.2
19	36	Juho KANTOLA	FIN	KALLIO RACING JUNIOR TEAM	KTM		12	<b>25:13.691</b>	+1:20.128	131.7	2	<b>2:04.442</b>	133.9
20	39	Enzo VALENTIM GARCIA	BRA	TEAM SPN RACING-598	KAWASAKI	Kawasaki	11	<b>24:31.098</b>	1 Lap	124.2	4	<b>1:59.132</b>	139.8
<b>Not classified:</b>													
56	Dayron MORILLAS ZAMORA	ESP	YAMAHA MS RACING	YAMAHA		5	<b>10:20.103</b>				3	<b>2:00.531</b>	138.2
18	Angel HEREDIA MARTINEZ	ESP	DEZA ISMABON RACING TEAM	KAWASAKI	Kawasaki	5	<b>11:33.725</b>				3	<b>1:58.615</b>	140.4
61	Iker GARCIA ABELLA	ESP	TEAM ALARXA RACING	KAWASAKI	Kawasaki	4	<b>8:00.268</b>				3	<b>1:58.584</b>	140.5
99	Josue SANCHEZ ARROYO	ESP	ALMA RACING TEAM	KAWASAKI	Kawasaki	4	<b>8:00.776</b>				4	<b>1:58.608</b>	140.4
72	Yeray RUIZ RUIZ	ESP	FIFTY MOTORSPORT	KAWASAKI	Kawasaki	1	<b>2:03.778</b>						
<b>Not started</b>													
30	Miguel ROMAN SANCHEZ	ESP	SPEED RACING TEAM	KAWASAKI	Kawasaki								

<b>Pole Position</b>		MOGEDA VENDRELLS, Da	<b>1:57.113</b>	
<b>Fastest Lap</b>	Lap 3	Raul PEREZ ORNEDO	<b>1:58.080</b>	141.1 Kph

Published at: .....

Track Status: **DRY**

<b>Stewards:</b>	<b>Timekeeper:</b>
------------------	--------------------



## SBK Junior

### CAMPEONATO DE ESPAÑA DE SUPERBIKE

#### Carrera 2

#### Classification by Group

Nr. Rider	Nat	Team	Bike	Time	Lap Total	Gap	Kph
<b>Kawasaki Ninja Spirit Trophy</b>							
1	4	Eric FERNANDEZ ROBEDILLO	ESP TEAM SPEED RACING	KAWASAKI	1:58.469	12 12	140.6
2	42	Raul PEREZ ORNEDO	ESP TEAM ALARXA RACING	KAWASAKI	1:58.080	3 12 +0.032 +0.032	141.1
3	78	Daniel MOGEDA VENDRELLS	ESP TEAM SPN RACING-598	KAWASAKI	1:58.748	3 12 +0.297 +0.265	140.3
4	35	Yeray SAIZ MARQUEZ	ESP MOTORBIKE MOYA & TECNIRACING	KAWASAKI	1:58.599	4 12 +1.539 +1.242	140.4
5	28	Luis Felipe ARREDONDO GIRALDO	COL KAWASAKI PL RACING JUNIOR TEAM	KAWASAKI	1:58.402	3 12 +9.385 +7.846	140.7
6	43	Steward GARCIA CORREA	COL FUSIÓN RACING TEAM	KAWASAKI	1:59.276	3 12 +9.443 +0.058	139.7
7	91	Borja JIMENEZ VICENTE	ESP POLI-SPORT RACING	KAWASAKI	1:59.115	3 12 +9.567 +0.124	139.8
8	94	Facundo Andres LLAMBIAS ROSAS	URU KAWASAKI PL RACING JUNIOR TEAM	KAWASAKI	1:59.583	2 12 +19.625+10.058	139.3
9	53	Hector YEBRA PEREZ	ESP HYCOMPETICION TEAM	KAWASAKI	1:58.210	2 12 +24.765 +5.140	140.9
10	21	Jordi RAPOSEIRAS BERENGUERAS	AND TEAM ALARXA RACING	KAWASAKI	2:00.917	2 12 +32.333 +7.568	137.8
11	38	Ola NESBAKKEN GRANSNAGEN	ESP TEAM TACK KAWASAKI	KAWASAKI	2:02.284	8 12 +46.500+14.167	136.2
12	39	Enzo VALENTIM GARCIA	BRA TEAM SPN RACING-598	KAWASAKI	1:59.132	4 11 1 Laps 1 Laps	139.8
<b>Not classified:</b>							
18	Angel HEREDIA MARTINEZ	ESP DEZA ISMABON RACING TEAM	KAWASAKI	1:58.615	3 5		140.4
61	Iker GARCIA ABELLA	ESP TEAM ALARXA RACING	KAWASAKI	1:58.584	3 4 8 Laps 1 Laps		140.5
99	Josue SANCHEZ ARROYO	ESP ALMA RACING TEAM	KAWASAKI	1:58.608	4 4		140.4
72	Yeray RUIZ RUIZ	ESP FIFTY MOTORSPORT	KAWASAKI		1 11 Laps 3 Laps		
<b>Not started</b>							
30	Miguel ROMAN SANCHEZ	ESP SPEED RACING TEAM	KAWASAKI				
<b>Yamaha R3 bLU cRU Challenge</b>							
1	37	Mauro GONZALEZ ROJAS	ESP ARCO-MOTORR UNIVERSITY TEAM	YAMAHA	1:58.423	3 12	140.7
2	8	Carlos GIMENEZ DE TORRES	ESP ARCO-MOTOR UNIVERSITY TEAM	YAMAHA	1:59.053	3 12 +8.029 +8.029	139.9
3	59	Sergio JIMENEZ GONZALEZ	ESP I+DENT RACING TEAM	YAMAHA	1:59.184	12 12 +8.126 +0.097	139.8
4	74	Juan Antonio CONESA BENITO	ESP GASSS RACING TEAM	YAMAHA	1:59.145	2 12 +8.994 +0.868	139.8
5	88	Biel CABANA AYGUASENOSA	ESP	YAMAHA	2:00.611	4 12 +26.582+17.588	138.1
6	11	Javier CORRAL ARIAS	ESP I+DENT RACING TEAM	YAMAHA	2:01.699	5 12 +40.005+13.423	136.9

Published at: .....

Track Status: **DRY**

Stewards:	Timekeeper:
-----------	-------------



**SBK Junior**  
**CAMPEONATO DE ESPAÑA DE SUPERBIKE**  
Carrera 2

Lap Chart

**LAP**

Nr	Pos	Grid	1	2	3	4	5	6	7	8	9	10	11	12
78	<b>1</b>	78	78	4	78	4	53	78	78	4	78	5	35	4
4	<b>2</b>	4	4	78	4	18	37	37	4	78	4	53	78	42
18	<b>3</b>	18	18	5	37	78	78	4	42	5	5	4	4	5
5	<b>4</b>	5	37	37	5	5	5	53	5	37	37	35	5	78
61	<b>5</b>	61	5	18	18	42	4	5	35	42	42	42	42	37
35	<b>6</b>	35	8	53	53	37	42	42	37	53	35	78	37	35
42	<b>7</b>	42	35	35	42	53	35	35	53	35	53	37	53	28
37	<b>8</b>	37	61	8	8	61	28	28	8	28	28	43	43	43
53	<b>9</b>	53	53	42	61	35	8	8	28	8	8	28	28	8
8	<b>10</b>	8	72	99	35	99	91	43	43	43	74	91	8	91
11	<b>11</b>	11	99	61	99	8	43	91	91	74	43	8	91	59
72	<b>12</b>	72	42	94	28	28	39	74	74	91	91	74	74	74
30	<b>13</b>	30	94	28	43	91	74	59	59	59	59	59	59	94
39	<b>14</b>	39	28	39	91	39	59	94	94	94	94	94	94	53
43	<b>15</b>	43	39	43	94	43	94	88	88	88	88	88	88	88
59	<b>16</b>	59	91	91	39	94	88	21	21	21	21	21	21	21
94	<b>17</b>	94	43	74	74	74	21	39	11	11	11	11	11	11
74	<b>18</b>	74	59	59	59	59	11	11	38	38	38	38	38	38
28	<b>19</b>	28	74	56	56	56	56	38	36	36	36	36	36	36
91	<b>20</b>	91	88	88	88	88	38	36	39	39	39	39	39	39
99	<b>21</b>	99	56	21	21	21	36							
21	<b>22</b>	21	38	38	38	38	18							
88	<b>23</b>	88	11	11	11	11								
56	<b>24</b>	56	36	36	36	36								
38	<b>25</b>	38	21											
36	<b>26</b>	36												



# SBK Junior

## CAMPEONATO DE ESPAÑA DE SUPERBIKE

### Carrera 2

### Best Sector Times

SECTOR 1			SECTOR 2			SECTOR 3				
Pos	Rider	Time	Rider	Time	Rider	Time	Pos	Rider	Ideal Lap	Best Lap
1	53 H.YEBRA PEREZ	22.380	42 R.PEREZ ORNEDO	35.468	61 I.GARCIA ABELLA	24.809	1	42 R.PEREZ ORNEDO	1:56.968	1:58.080 (1)
2	39 E.VALENTIM GARCIA	22.424	53 H.YEBRA PEREZ	35.578	35 Y.SAIZ MARQUEZ	24.825	2	53 H.YEBRA PEREZ	1:57.608	1:58.210 (2)
3	18 A.HEREDIA MARTINEZ	22.457	8 C.GIMENEZ DE TORRES	35.710	42 R.PEREZ ORNEDO	24.869	3	99 J.SANCHEZ ARROYO	1:57.853	1:58.608 (9)
4	99 J.SANCHEZ ARROYO	22.459	35 Y.SAIZ MARQUEZ	35.752	78 D.MOGEDA VENDRELLS	24.875	4	35 Y.SAIZ MARQUEZ	1:57.858	1:58.599 (8)
5	28 LARRONDONO GIRALDO	22.462	28 LARRONDONO GIRALDO	35.754	4 E.FERNANDEZ ROBLEDILLO	24.879	5	5 F.PEREZ CASAS	1:57.935	1:58.569 (6)
6	72 Y.RUIZ RUIZ	22.484	99 J.SANCHEZ ARROYO	35.760	99 J.SANCHEZ ARROYO	24.887	6	4 E.FERNANDEZ ROBLEDILLO	1:57.947	1:58.469 (5)
7	59 S.JIMENEZ GONZALEZ	22.499	37 M.GONZALEZ ROJAS	35.825	18 A.HEREDIA MARTINEZ	24.914	7	18 A.HEREDIA MARTINEZ	1:57.975	1:58.615 (10)
8	42 R.PEREZ ORNEDO	22.513	5 F.PEREZ CASAS	35.850	5 F.PEREZ CASAS	24.948	8	37 M.GONZALEZ ROJAS	1:57.992	1:58.423 (4)
9	78 D.MOGEDA VENDRELLS	22.531	59 S.JIMENEZ GONZALEZ	35.886	53 H.YEBRA PEREZ	24.956	9	28 LARRONDONO GIRALDO	1:57.997	1:58.402 (3)
10	37 M.GONZALEZ ROJAS	22.567	74 J.CONESA BENITO	35.896	28 LARRONDONO GIRALDO	24.977	10	61 I.GARCIA ABELLA	1:58.005	1:58.584 (7)
11	74 J.CONESA BENITO	22.571	72 Y.RUIZ RUIZ	35.951	8 C.GIMENEZ DE TORRES	24.992	11	78 D.MOGEDA VENDRELLS	1:58.082	1:58.748 (11)
12	94 F.LLAMBIAS ROSAS	22.645	61 I.GARCIA ABELLA	35.967	37 M.GONZALEZ ROJAS	24.994	12	59 S.JIMENEZ GONZALEZ	1:58.277	1:59.184 (16)
13	4 E.FERNANDEZ ROBLEDILLO	22.656	4 E.FERNANDEZ ROBLEDILLO	35.979	43 S.GARCIA CORREA	25.075	13	74 J.CONESA BENITO	1:58.443	1:59.145 (15)
14	61 I.GARCIA ABELLA	22.682	78 D.MOGEDA VENDRELLS	36.017	74 J.CONESA BENITO	25.093	14	8 C.GIMENEZ DE TORRES	1:58.458	1:59.053 (12)
15	5 F.PEREZ CASAS	22.704	18 A.HEREDIA MARTINEZ	36.053	72 Y.RUIZ RUIZ	25.102	15	39 E.VALENTIM GARCIA	1:58.676	1:59.132 (14)
16	35 Y.SAIZ MARQUEZ	22.716	91 B.JIMENEZ VICENTE	36.122	39 E.VALENTIM GARCIA	25.123	16	72 Y.RUIZ RUIZ	1:58.788	
17	43 S.GARCIA CORREA	22.751	94 F.LLAMBIAS ROSAS	36.153	59 S.JIMENEZ GONZALEZ	25.132	17	43 S.GARCIA CORREA	1:58.839	1:59.276 (17)
18	91 B.JIMENEZ VICENTE	22.788	39 E.VALENTIM GARCIA	36.154	91 B.JIMENEZ VICENTE	25.153	18	91 B.JIMENEZ VICENTE	1:58.898	1:59.115 (13)
19	8 C.GIMENEZ DE TORRES	22.867	43 S.GARCIA CORREA	36.158	94 F.LLAMBIAS ROSAS	25.176	19	94 F.LLAMBIAS ROSAS	1:59.137	1:59.583 (18)
20	56 D.MORILLAS ZAMORA	22.868	88 B.CABANA AYGUASENOSA	36.344	88 B.CABANA AYGUASENOSA	25.332	20	56 D.MORILLAS ZAMORA	2:00.182	2:00.531 (19)
21	21 J.RAPOSEIRAS BERENGUERAS	23.022	56 D.MORILLAS ZAMORA	36.592	56 D.MORILLAS ZAMORA	25.441	21	88 B.CABANA AYGUASENOSA	2:00.212	2:00.611 (20)
22	88 B.CABANA AYGUASENOSA	23.216	21 J.RAPOSEIRAS BERENGUERAS	36.689	38 O.NESBAKKEN GRANSNAGEN	25.597	22	21 J.RAPOSEIRAS BERENGUERAS	2:00.468	2:00.917 (21)
23	11 J.CORRAL ARIAS	23.347	11 J.CORRAL ARIAS	36.802	21 J.RAPOSEIRAS BERENGUERAS	25.612	23	11 J.CORRAL ARIAS	2:01.541	2:01.699 (22)
24	38 O.NESBAKKEN GRANSNAGEN	23.452	38 O.NESBAKKEN GRANSNAGEN	37.147	11 J.CORRAL ARIAS	25.772	24	38 O.NESBAKKEN GRANSNAGEN	2:01.996	2:02.284 (23)
25	36 J.KANTOLA	24.033	36 J.KANTOLA	37.562	36 J.KANTOLA	26.365	25	36 J.KANTOLA	2:04.400	2:04.442 (24)



## SBK Junior

### CAMPEONATO DE ESPAÑA DE SUPERBIKE

#### After Carrera 2

Event maximum speed

Rider	Team	Bike	Class	T. Speed	Lap	Session
35 Yeray SAIZ MARQUEZ	MOTORBIKE MOYA & TECNIRACING	KAWASAKI	Kawasak	<b>208.1</b>	10	Carrera 1
72 Yeray RUIZ RUIZ	FIFTY MOTORSPORT	KAWASAKI	Kawasak	<b>207.3</b>	9	Carrera 1
61 Iker GARCIA ABELLA	TEAM ALARXA RACING	KAWASAKI	Kawasak	<b>206.9</b>	6	Carrera 1
99 Josue SANCHEZ ARROYO	ALMA RACING TEAM	KAWASAKI	Kawasak	<b>206.9</b>	3	Carrera 2
4 Eric FERNANDEZ ROBEDILLO	TEAM SPEED RACING	KAWASAKI	Kawasak	<b>206.5</b>	9	Carrera 1
78 Daniel MOGEDA VENDRELLS	TEAM SPN RACING-598	KAWASAKI	Kawasak	<b>206.5</b>	11	Entrenamiento Cronometrado
30 Miguel ROMAN SANCHEZ	SPEED RACING TEAM	KAWASAKI	Kawasak	<b>205.7</b>	3	Carrera 1
5 Francesc PEREZ CASAS	ETG RACING	YAMAHA		<b>205.7</b>	5	Carrera 1
91 Borja JIMENEZ VICENTE	POLI-SPORT RACING	KAWASAKI	Kawasak	<b>205.7</b>	3	Carrera 2
39 Enzo VALENTIM GARCIA	TEAM SPN RACING-598	KAWASAKI	Kawasak	<b>204.9</b>	3	Warm Up
56 Dayron MORILLAS ZAMORA	YAMAHA MS RACING	YAMAHA		<b>204.9</b>	2	Carrera 1
15 Aaron GARCIA VAZQUEZ	TJT RACING	KAWASAKI	Kawasak	<b>204.5</b>	3	Carrera 1
18 Angel HEREDIA MARTINEZ	DEZA ISMABON RACING TEAM	KAWASAKI	Kawasak	<b>204.5</b>	5	Carrera 1
21 Jordi RAPOSEIRAS BERENGUERAS	TEAM ALARXA RACING	KAWASAKI	Kawasak	<b>204.5</b>	3	Warm Up
28 Luis Felipe ARREDONDO GIRALDO	KAWASAKI PL RACING JUNIOR TEAM	KAWASAKI	Kawasak	<b>204.5</b>	6	Entrenamiento Cronometrado
42 Raul PEREZ ORNEDO	TEAM ALARXA RACING	KAWASAKI	Kawasak	<b>204.5</b>	2	Carrera 2
94 Facundo Andres LLAMBIAS ROSAS	KAWASAKI PL RACING JUNIOR TEAM	KAWASAKI	Kawasak	<b>204.5</b>	2	Carrera 2
74 Juan Antonio CONESA BENITO	GASSS RACING TEAM	YAMAHA	Yamaha	<b>204.2</b>	4	Carrera 2
43 Steward GARCIA CORREA	FUSIÓN RACING TEAM	KAWASAKI	Kawasak	<b>203.8</b>	2	Carrera 1
53 Hector YEBRA PEREZ	HYCOMPETICION TEAM	KAWASAKI	Kawasak	<b>203.8</b>	2	Carrera 1
37 Mauro GONZALEZ ROJAS	ARCO-MOTORR UNIVERSITY TEAM	YAMAHA	Yamaha	<b>203.4</b>	7	Carrera 1
8 Carlos GIMENEZ DE TORRES	ARCO-MOTOR UNIVERSITY TEAM	YAMAHA	Yamaha	<b>203.0</b>	3	Warm Up
38 Ola NESBAKKEN GRANSHAGEN	TEAM TACK KAWASAKI	KAWASAKI	Kawasak	<b>202.2</b>	3	Carrera 1
59 Sergio JIMENEZ GONZALEZ	I+-DENT RACING TEAM	YAMAHA	Yamaha	<b>202.2</b>	5	Carrera 2
88 Biel CABANA AYGUASENOSA	YAMAHA	YAMAHA	Yamaha	<b>202.2</b>	4	Carrera 1
11 Javier CORRAL ARIAS	I+-DENT RACING TEAM	YAMAHA	Yamaha	<b>197.4</b>	4	Entrenamiento Cronometrado
36 Juho KANTOLA	KALLIO RACING JUNIOR TEAM	KTM		<b>195.7</b>	2	Entrenamiento Cronometrado



## SBK Junior

### CAMPEONATO DE ESPAÑA DE SUPERBIKE

#### Carrera 2

#### Leader Sequence

Nr	Rider	Team	Bike	Start Lap	End Lap	Laps	Total Laps
5	Francesc PEREZ CASAS	ETG RACING	YAMAHA	1	12	12	12
<b>Kawasaki</b>							
78	Daniel MOGEDA VENDRELLS	TEAM SPN RACING-598	KAWASAKI	1	1	1	1
4	Eric FERNANDEZ ROBLDILLO	TEAM SPEED RACING	KAWASAKI	2	2	1	1
78	Daniel MOGEDA VENDRELLS	TEAM SPN RACING-598	KAWASAKI	3	3	1	2
4	Eric FERNANDEZ ROBLDILLO	TEAM SPEED RACING	KAWASAKI	4	4	1	2
53	Hector YEBRA PEREZ	HYCOMPETICION TEAM	KAWASAKI	5	5	1	1
78	Daniel MOGEDA VENDRELLS	TEAM SPN RACING-598	KAWASAKI	6	7	2	4
4	Eric FERNANDEZ ROBLDILLO	TEAM SPEED RACING	KAWASAKI	8	8	1	3
78	Daniel MOGEDA VENDRELLS	TEAM SPN RACING-598	KAWASAKI	9	9	1	5
53	Hector YEBRA PEREZ	HYCOMPETICION TEAM	KAWASAKI	10	10	1	2
35	Yeray SAIZ MARQUEZ	MOTORBIKE MOYA & TECNIRACING	KAWASAKI	11	11	1	1
4	Eric FERNANDEZ ROBLDILLO	TEAM SPEED RACING	KAWASAKI	12	12	1	4
<b>Yamaha</b>							
37	Mauro GONZALEZ ROJAS	ARCO-MOTORR UNIVERSITY TEAM	YAMAHA	1	12	12	12



## SBK Junior

### CAMPEONATO DE ESPAÑA DE SUPERBIKE

#### Carrera 2

#### Fastest Lap Sequence

Practice Time	Rider	Team	Bike	Class	Time	Kph	Lap
4:00.965	4 Eric FERNANDEZ ROBLELLO	TEAM SPEED RACING	KAWASAKI	Kawasaki	<b>1:59.099</b>	139.9	2
4:01.474	5 Francesc PEREZ CASAS	ETG RACING	YAMAHA		<b>1:58.887</b>	140.1	2
4:01.874	53 Hector YEBRA PEREZ	HYCOMPETICION TEAM	KAWASAKI	Kawasaki	<b>1:58.210</b>	140.9	2
6:00.728	42 Raul PEREZ ORNEDO	TEAM ALARXA RACING	KAWASAKI	Kawasaki	<b>1:58.080</b>	141.1	3





## SBK Junior CAMPEONATO DE ESPAÑA DE SUPERBIKE

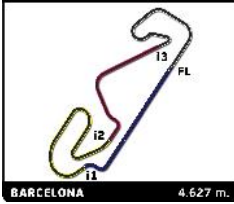
### Carrera 2

### Analysis by lap

Lapped

Nr	Lap Time	Gap	Nr	Lap Time	Gap	Nr	Lap Time	Gap	Nr	Lap Time	Gap	Nr	Lap Time	Gap
<b>Lap 1</b>			4	1:58.930	0.074	42	1:59.519	0.813	21	2:01.701	22.259	37	2:00.147	1.019
78	2:01.820		37	1:58.423	0.155	35	1:58.726	0.815	11	2:01.847	26.829	43	1:59.524	8.358
4	2:01.866	0.046	5	1:58.633	0.286	28	1:59.203	2.676	38	2:02.448	28.931	23	2:00.642	8.700
18	2:02.057	0.237	18	1:58.615	0.432	8	1:59.823	2.775	36	2:06.202	45.486	91	1:59.879	8.768
37	2:02.424	0.604	53	1:58.682	0.735	91	1:59.770	5.013				8	2:00.671	8.907
5	2:02.587	0.767	42	1:58.080	0.907	43	1:59.515	5.074	<b>Lap 8</b>			74	2:00.489	9.240
8	2:03.252	1.432	8	1:59.053	1.823	39	2:00.502	5.965	4	1:59.079		59	2:00.286	9.386
35	2:03.297	1.477	61	1:58.584	1.851	74	1:59.543	6.012	78	1:59.258	0.117	94	2:00.724	14.996
61	2:03.513	1.693	35	1:59.504	1.914	59	1:59.756	6.434	5	1:59.259	0.274	88	2:01.521	24.259
53	2:03.664	1.844	99	1:59.143	2.347	94	2:00.813	6.934	37	1:58.984	0.344	21	2:01.318	28.728
72	2:03.778	1.958	28	1:58.402	2.983	88	2:01.427	13.115	42	1:59.444	0.442	11	2:02.462	35.751
99	2:04.319	2.499	43	1:59.276	4.000	21	2:01.973	16.930	53	1:59.079	0.581	39	1:59.878	1 Lap
42	2:04.381	2.561	91	1:59.115	4.145	11	2:01.699	21.177	35	1:59.559	0.721	36	2:06.519	1:06.623
94	2:04.757	2.937	94	2:00.147	4.666	56	2:10.425	21.858	28	2:00.339	5.755			
28	2:04.861	3.041	39	2:00.071	4.755	38	2:02.678	22.102	8	2:00.992	6.306	<b>Lap 11</b>		
39	2:05.009	3.189	74	1:59.526	4.835	36	2:05.229	32.000	43	2:00.091	7.784	35	2:00.055	
91	2:05.116	3.296	59	1:59.203	4.994	18	3:34.411	1:35.480	74	2:00.026	7.939	78	1:59.799	0.165
43	2:05.203	3.383	56	2:00.531	8.427				91	2:00.405	8.180	4	2:00.527	0.273
59	2:05.490	3.670	88	2:00.778	9.501	<b>Lap 6</b>			59	2:00.184	8.341	5	2:00.811	0.343
74	2:05.985	4.165	21	2:01.207	12.137	78	1:58.839		94	2:00.438	12.779	42	2:00.379	0.470
88	2:06.794	4.974	38	2:03.016	14.816	37	1:59.121	0.139	88	2:01.234	19.703	37	2:00.005	0.556
56	2:06.918	5.098	11	2:02.298	14.909	4	1:58.546	0.146	21	2:01.377	24.495	53	2:01.153	0.694
38	2:08.945	7.125	36	2:05.270	19.603	53	1:59.428	0.316	11	2:02.118	29.806	43	2:00.199	8.089
11	2:09.701	7.881	<b>Lap 4</b>			5	1:58.907	0.415	38	2:02.284	32.074	28	2:00.067	8.299
36	2:09.712	7.892	4	1:59.400		42	1:58.827	0.528	39	4:11.384	1 Lap	8	1:59.982	8.421
21	2:09.834	8.014	18	1:59.061	0.019	35	1:59.064	0.767	36	2:05.817	52.162	91	2:00.191	8.491
<b>Lap 2</b>			78	1:59.537	0.063	28	1:59.971	3.535	<b>Lap 9</b>			74	2:00.340	9.112
4	1:59.099		5	1:59.353	0.165	8	1:59.983	3.646	78	1:59.103		59	2:00.288	9.206
78	1:59.253	0.108	42	1:58.811	0.244	43	2:00.073	6.035	4	1:59.301	0.081	94	2:01.441	15.969
5	1:58.887	0.509	37	1:59.721	0.402	91	2:00.187	6.088	5	1:59.104	0.158	88	2:01.508	25.299
37	1:59.129	0.588	53	1:59.244	0.505	74	2:00.205	7.105	37	1:59.114	0.238	21	2:01.170	29.430
18	1:59.581	0.673	61	1:58.596	0.973	59	1:59.899	7.221	42	1:59.133	0.355	39	1:59.992	1 Lap
53	1:58.210	0.909	35	1:58.599	1.039	94	1:59.659	7.481	35	1:59.032	0.533	11	2:02.037	37.320
35	1:58.934	1.266	99	1:58.608	1.481	88	2:01.692	15.695	53	1:59.390	0.751	38	2:03.019	42.279
8	1:59.339	1.626	8	1:59.553	1.902	21	2:02.009	19.827	28	2:00.889	7.424	36	2:06.362	1:12.517
42	1:58.267	1.683	28	1:58.914	2.423	11	2:02.186	24.251	8	2:00.516	7.602			
99	1:58.706	2.060	91	1:59.522	4.193	38	2:02.762	25.752	74	1:59.398	8.117	<b>Lap 12</b>		
61	1:59.575	2.123	39	1:59.132	4.413	36	2:05.665	38.553	43	1:59.636	8.200	4	1:58.469	
94	1:59.583	3.375	43	1:59.983	4.509	<b>Lap 7</b>			91	1:59.295	8.255	42	1:58.304	0.032
28	1:59.541	3.437	94	1:59.879	5.071	78	1:59.269		59	1:59.345	8.466	5	1:58.569	0.170
39	1:59.496	3.540	74	2:00.058	5.419	4	1:59.185	0.062	94	2:00.079	13.638	78	1:58.874	0.297
43	1:59.342	3.580	59	2:00.108	5.628	42	1:58.880	0.139	88	2:01.621	22.104	37	1:59.708	1.522
91	1:59.735	3.886	56	2:01.430	10.383	5	1:59.010	0.156	21	2:01.501	26.776	35	2:00.281	1.539
74	1:59.145	4.165	88	2:00.611	10.638	35	1:58.805	0.303	11	2:02.069	32.655	28	1:59.828	9.385
59	2:00.122	4.647	21	2:01.244	13.907	37	1:59.631	0.501	39	2:00.481	1 Lap	43	2:00.096	9.443
56	2:00.799	6.752	38	2:03.032	18.374	53	1:59.596	0.643	38	2:03.294	36.148	8	1:59.872	9.551
88	2:01.750	7.579	11	2:02.993	18.428	8	2:00.078	4.455	36	2:06.528	59.470	91	1:59.818	9.567
21	2:00.917	9.786	36	2:05.592	25.721	28	2:00.291	4.557	<b>Lap 10</b>			59	1:59.184	9.648
38	2:02.676	10.656	<b>Lap 5</b>			43	2:00.068	6.834	5	1:59.208		74	2:00.146	10.516
11	2:02.731	11.467	53	1:58.445		91	2:00.097	6.916	53	1:58.624	0.009	94	2:02.398	19.625
36	2:04.442	13.189	37	1:58.678	0.130	74	1:59.218	7.054	4	1:59.499	0.214	53	2:22.813	24.765
<b>Lap 3</b>			78	1:59.160	0.273	59	1:59.346	7.298	35	1:59.246	0.413	88	2:01.547	28.104
78	1:58.748		5	1:59.405	0.620	94	2:03.270	11.482	42	1:59.570	0.559	21	2:01.645	32.333
			4	1:59.662	0.712	88	2:01.184	17.610	78	2:00.200	0.834	39	2:00.808	1 Lap
												11	2:02.949	41.527





**SBK Junior**  
CAMPEONATO DE ESPAÑA DE SUPERBIKE  
Carrera 2

Analysis by lap

■ Lapped

Nr	Lap Time	Gap	Nr	Lap Time	Gap	Nr	Lap Time	Gap	Nr	Lap Time	Gap	Nr	Lap Time	Gap
38	2:02.963	46.500												
36	2:06.353	1:20.128												



# SBK Junior

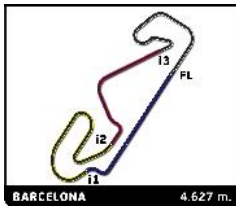
## CAMPEONATO DE ESPAÑA DE SUPERBIKE

### Carrera 2

Analysis

Personal Best Session Best B Crossing the finish line in pit lane

Lap	Time	Sector 1	Sector 2	Sector 3	Kph	Elapsed	Lap	Time	Sector 1	Sector 2	Sector 3	Kph	Elapsed			
<b>4</b>	<b>Eric FERNANDEZ ROBLDILLO</b> ESP						TEAM SPEED RACING KAWASAKI	10	2:02.462	23.584	37.084	26.006	136.0	20:30.104		
	11	2:02.037	23.498	36.882	25.802	136.5		22:32.141								
	12	2:02.949	23.543	37.034	26.180	135.5		24:35.090								
	1	2:01.866	26.367	36.000	24.892	132.5		2:01.866								
	2	1:59.099	23.096	36.204	25.195	139.9		4:00.965								
	3	1:58.930	23.092	36.025	25.120	140.1		5:59.895								
	4	1:59.400	23.216	36.021	25.150	139.5		7:59.295								
	5	1:59.662	23.591	36.025	<b>24.879</b>	139.2		9:58.957								
	6	1:58.546	<b>22.656</b>	<b>35.979</b>	25.011	140.5		11:57.503								
	7	1:59.185	23.324	36.242	24.890	139.8		13:56.688								
	8	1:59.079	23.012	35.984	25.105	139.9		15:55.767								
	9	1:59.301	23.350	36.103	25.008	139.6		17:55.068								
	10	1:59.499	23.345	36.156	25.315	139.4		19:54.567								
11	2:00.527	23.620	36.303	25.282	138.2	21:55.094										
12	<b>1:58.469</b>	22.971	36.010	25.055	140.6	23:53.563										
<b>5</b>	<b>Francesc PEREZ CASAS</b> ESP						ETG RACING YAMAHA	1	2:02.587	25.976	36.794	<b>24.948</b>	131.7	2:02.587		
	2	1:58.887	22.712	36.009	25.370	140.1		4:01.474								
	3	1:58.633	23.043	<b>35.850</b>	25.076	140.4		6:00.107								
	4	1:59.353	23.079	35.992	25.334	139.6		7:59.460								
	5	1:59.405	23.107	36.094	25.090	139.5		9:58.865								
	6	1:58.907	22.856	36.135	25.088	140.1		11:57.772								
	7	1:59.010	22.851	36.157	25.146	140.0		13:56.782								
	8	1:59.259	23.047	36.105	25.056	139.7		15:56.041								
	9	1:59.104	22.806	36.150	25.210	139.9		17:55.145								
	10	1:59.208	23.150	36.021	25.351	139.7		19:54.353								
	11	2:00.811	24.091	36.270	25.279	137.9		21:55.164								
	12	<b>1:58.569</b>	<b>22.704</b>	36.323	25.109	140.5		23:53.733								
	<b>8</b>	<b>Carlos GIMENEZ DE TORRES</b> ESP						ARCO-MOTOR UNIVERSITY TEAM YAMAHA	1	2:03.252	26.605	36.280	<b>24.992</b>	131.0	2:03.252	
2		1:59.339	23.306	<b>35.710</b>	25.195	139.6	4:02.591									
3		<b>1:59.053</b>	<b>22.867</b>	36.011	25.118	139.9	6:01.644									
4		1:59.553	23.453	36.063	25.148	139.3	8:01.197									
5		1:59.823	22.910	36.512	25.255	139.0	10:01.020									
6		1:59.983	23.037	36.152	25.441	138.8	12:01.003									
7		2:00.078	23.205	36.390	25.413	138.7	14:01.081									
8		2:00.992	23.357	36.336	25.482	137.7	16:02.073									
9		2:00.516	23.190	36.135	25.571	138.2	18:02.589									
10		2:00.671	23.289	36.132	25.478	138.0	20:03.260									
11		1:59.982	22.984	36.584	25.338	138.8	22:03.242									
12		1:59.872	23.295	36.047	25.508	139.0	24:03.114									
<b>11</b>		<b>Javier CORRAL ARIAS</b> ESP							I+DENT RACING TEAM YAMAHA	1	2:09.701	29.124	38.485	26.356	124.5	2:09.701
	2	2:02.731	23.516	37.060	26.241	135.7	4:12.432									
	3	2:02.298	<b>23.347</b>	<b>36.802</b>	25.856	136.2	6:14.730									
	4	2:02.993	23.911	37.307	25.801	135.4	8:17.723									
	5	<b>2:01.699</b>	23.460	36.829	<b>25.772</b>	136.9	10:19.422									
	6	2:02.186	23.535	36.939	26.073	136.3	12:21.608									
	7	2:01.847	23.521	36.908	25.798	136.7	14:23.455									
	8	2:02.118	23.505	36.945	25.914	136.4	16:25.573									
	9	2:02.069	23.541	36.867	25.952	136.5	18:27.642									
	<b>18</b>	<b>Angel HEREDIA MARTINEZ</b> ESP						DEZA ISMABON RACING TEAM KAWASAKI		1	2:02.057	25.770	36.755	24.924	132.3	2:02.057
		2	1:59.581	23.062	36.491	25.338	139.3			4:01.638						
		3	<b>1:58.615</b>	23.097	<b>36.053</b>	<b>24.914</b>	140.4			6:00.253						
		4	1:59.061	<b>22.457</b>	<b>36.301</b>	25.070	139.9			7:59.314						
5		3:34.411 B	23.833	1:48.946	30.840	77.7	11:33.725									
<b>21</b>		<b>Jordi RAPOSEIRAS BERENGUERAS</b> AND							TEAM ALARXA RACING KAWASAKI	1	2:09.834	28.987	38.741	26.557	124.3	2:09.834
	2	<b>2:00.917</b>	<b>23.022</b>	36.750	25.783	137.8	4:10.751									
	3	2:01.207	23.391	36.803	25.720	137.4	6:11.958									
	4	2:01.244	23.644	36.692	25.756	137.4	8:13.202									
	5	2:01.973	23.369	36.698	<b>25.612</b>	136.6	10:15.175									
	6	2:02.009	23.632	37.152	25.831	136.5	12:17.184									
	7	2:01.701	23.943	36.767	25.713	136.9	14:18.885									
	8	2:01.377	23.668	36.696	25.635	137.2	16:20.262									
	9	2:01.501	23.824	36.712	25.721	137.1	18:21.763									
	10	2:01.318	23.653	<b>36.689</b>	25.690	137.3	20:23.081									
	11	2:01.170	23.630	36.712	25.683	137.5	22:24.251									
	12	2:01.645	23.745	36.825	25.713	136.9	24:25.896									
	<b>28</b>	<b>Luis Felipe ARREDONDO GIRALDO</b> COL						KAWASAKI PL RACING JUNIOR TEAM KAWASAKI		1	2:04.861	27.628	36.575	25.210	129.3	2:04.861
2		1:59.541	<b>22.462</b>	36.275	25.662	139.3	4:04.402									
3		<b>1:58.402</b>	22.706	<b>35.754</b>	25.138	140.7	6:02.804									
4		1:58.914	22.723	36.268	<b>24.977</b>	140.1	8:01.718									
5		1:59.203	22.648	36.098	25.327	139.7	10:00.921									
6		1:59.971	22.961	36.272	25.384	138.8	12:00.892									
7		2:00.291	23.010	36.725	25.553	138.5	14:01.183									
8		2:00.339	22.991	36.747	25.282	138.4	16:01.522									
9		2:00.889	23.186	36.568	25.544	137.8	18:02.411									
10		2:00.642	23.135	36.793	25.139	138.1	20:03.053									
11		2:00.067	22.782	36.661	25.425	138.7	22:03.120									
12		1:59.828	22.875	36.188	25.447	139.0	24:02.948									
<b>35</b>		<b>Yeray SAIZ MARQUEZ</b> ESP							MOTORBIKE MOYA & TECNIRACING KAWASAKI	1	2:03.297	26.496	36.531	<b>24.825</b>	130.9	2:03.297
	2	1:58.934	23.132	<b>35.752</b>	25.071	140.1	4:02.231									
	3	1:59.504	23.068	36.211	25.323	139.4	6:01.735									
	4	<b>1:58.599</b>	22.913	36.202	24.888	140.4	8:00.334									
	5	1:58.726	23.090	36.159	24.906	140.3	9:59.060									
	6	1:59.064	22.972	36.142	25.145	139.9	11:58.124									
	7	1:58.805	23.119	36.167	24.954	140.2	13:56.929									
	8	1:59.559	23.758	35.904	24.933	139.3	15:56.488									
	9	1:59.032	23.419	36.003	24.853	139.9	17:55.520									
	10	1:59.246	<b>22.716</b>	36.551	25.059	139.7	19:54.766									
	11	2:00.055	22.972	36.652	25.246	138.7	21:54.821									
	12	2:00.281	23.905	36.047	25.451	138.5	23:55.102									



# SBK Junior

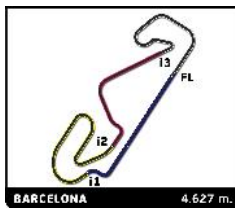
## CAMPEONATO DE ESPAÑA DE SUPERBIKE

### Carrera 2

#### Analysis

■ Personal Best ■ Session Best B Crossing the finish line in pit lane

Lap	Time	Sector 1	Sector 2	Sector 3	Kph	Elapsed	Lap	Time	Sector 1	Sector 2	Sector 3	Kph	Elapsed
<b>36</b> <b>Juho KANTOLA</b> FIN							10 1:59.992 22.903 36.442 25.348 138.8 22:30.290						
KALLIO RACING JUNIOR TEAM KTM							11 2:00.808 23.138 36.396 25.502 137.9 24:31.098						
1	2:09.712	28.657	38.101	26.365	124.5	2:09.712	<b>42</b> <b>Raul PEREZ ORNEO</b> ESP						
2	2:04.442	24.063	37.562	26.377	133.9	4:14.154	TEAM ALARXA RACING KAWASAKI						
3	2:05.270	24.033	37.779	26.620	133.0	6:19.424	1	2:04.381	26.988	36.370	25.272	129.8	2:04.381
4	2:05.592	24.279	38.038	26.490	132.6	8:25.016	2	1:58.267	22.513	35.854	25.170	140.8	4:02.648
5	2:05.229	24.165	38.009	26.381	133.0	10:30.245	3	1:58.080	22.724	36.091	25.147	141.1	6:00.728
6	2:05.665	24.377	37.980	26.577	132.6	12:35.910	4	1:58.811	23.080	35.468	25.387	140.2	7:59.539
7	2:06.202	24.464	38.164	26.550	132.0	14:42.112	5	1:59.519	23.316	36.154	24.880	139.4	9:59.058
8	2:05.817	24.402	37.965	26.544	132.4	16:47.929	6	1:58.827	22.834	36.054	25.108	140.2	11:57.885
9	2:06.528	24.583	38.399	26.693	131.6	18:54.457	7	1:58.880	23.043	36.210	24.886	140.1	13:56.765
10	2:06.519	24.541	38.305	26.672	131.7	21:00.976	8	1:59.444	23.582	35.776	25.119	139.5	15:56.209
11	2:06.362	24.557	38.143	26.659	131.8	23:07.338	9	1:59.133	23.096	36.212	24.997	139.8	17:55.342
12	2:06.353	24.634	38.024	26.542	131.8	25:13.691	10	1:59.570	23.167	36.619	24.869	139.3	19:54.912
<b>37</b> <b>Mauro GONZALEZ ROJAS</b> ESP							11 2:00.379 22.975 36.696 25.272 138.4 21:55.291						
ARCO-MOTORR UNIVERSITY TEAM YAMAHA							12 1:58.304 22.853 36.245 24.888 140.8 23:53.595						
1	2:02.424	26.057	36.591	24.996	131.9	2:02.424	<b>43</b> <b>Steward GARCIA CORREA</b> COL						
2	1:59.129	23.041	35.927	25.555	139.8	4:01.553	FUSIÓN RACING TEAM KAWASAKI						
3	1:58.423	22.780	35.825	25.150	140.7	5:59.976	1	2:05.203	27.644	36.761	25.189	128.9	2:05.203
4	1:59.721	23.467	36.134	25.105	139.1	7:59.697	2	1:59.342	22.751	36.276	25.162	139.6	4:04.545
5	1:58.678	22.567	36.139	25.178	140.4	9:58.375	3	1:59.276	22.874	36.286	25.261	139.7	6:03.821
6	1:59.121	23.028	35.911	25.196	139.8	11:57.496	4	1:59.983	23.071	36.584	25.268	138.8	8:03.804
7	1:59.631	23.580	36.202	25.190	139.2	13:57.127	5	1:59.515	22.887	36.330	25.075	139.4	10:03.319
8	1:58.984	22.913	35.995	25.125	140.0	15:56.111	6	2:00.073	23.207	36.534	25.403	138.7	12:03.392
9	1:59.114	23.132	36.132	24.994	139.8	17:55.225	7	2:00.068	23.247	36.526	25.292	138.7	14:03.460
10	2:00.147	23.641	36.682	25.134	138.6	19:55.372	8	2:00.091	23.326	36.510	25.324	138.7	16:03.551
11	2:00.005	23.178	36.549	25.154	138.8	21:55.377	9	1:59.636	23.200	36.334	25.176	139.2	18:03.187
12	1:59.708	23.479	36.005	25.302	139.1	23:55.085	10	1:59.524	22.898	36.158	25.208	139.4	20:02.711
<b>38</b> <b>Ola NESBAKKEN GRANSHAGEN</b> ESP							11 2:00.199 23.342 36.382 25.543 138.6 22:02.910						
TEAM TACK KAWASAKI KAWASAKI							12 2:00.096 23.197 36.227 25.391 138.7 24:03.006						
1	2:08.945	28.835	38.478	25.646	125.2	2:08.945	<b>53</b> <b>Hector YEBRA PEREZ</b> ESP						
2	2:02.676	23.550	37.479	25.847	135.8	4:11.621	HYCOMPETICION TEAM KAWASAKI						
3	2:03.016	23.452	37.184	25.757	135.4	6:14.637	1	2:03.664	26.926	36.291	25.076	130.5	2:03.664
4	2:03.032	23.946	37.549	25.597	135.4	8:17.669	2	1:58.210	22.499	35.578	25.376	140.9	4:01.874
5	2:02.678	23.865	37.267	25.712	135.8	10:20.347	3	1:58.682	23.114	35.882	24.992	140.4	6:00.556
6	2:02.762	23.805	37.281	25.815	135.7	12:23.109	4	1:59.244	23.112	36.163	25.003	139.7	7:59.800
7	2:02.448	23.679	37.186	25.774	136.0	14:25.557	5	1:58.445	22.380	36.019	25.238	140.6	9:58.245
8	2:02.284	23.576	37.147	25.712	136.2	16:27.841	6	1:59.428	23.010	36.528	24.959	139.5	11:57.673
9	2:03.294	23.777	37.451	25.937	135.1	18:31.135	7	1:59.596	23.707	36.200	24.974	139.3	13:57.269
10	2:02.946	23.935	37.431	25.687	135.5	20:34.081	8	1:59.079	23.295	35.846	24.956	139.9	15:56.348
11	2:03.019	23.735	37.396	25.927	135.4	22:37.100	9	1:59.390	23.378	35.933	25.052	139.5	17:55.738
12	2:02.963	23.867	37.311	25.793	135.5	24:40.063	10	1:58.624	22.382	36.110	25.195	140.4	19:54.362
<b>39</b> <b>Enzo VALENTIM GARCIA</b> BRA							11 2:01.153 23.983 37.004 25.109 137.5 21:55.515						
TEAM SPN RACING-598 KAWASAKI							12 2:22.813 23.001 39.188 30.773 116.6 24:18.328						
1	2:05.009	27.260	36.746	25.300	129.1	2:05.009	<b>56</b> <b>Dayron MORILLAS ZAMORA</b> ESP						
2	1:59.496	22.622	36.272	25.433	139.4	4:04.505	YAMAHA MS RACING YAMAHA						
3	2:00.071	22.424	37.369	25.123	138.7	6:04.576	1	2:06.918	28.496	37.000	25.441	127.2	2:06.918
4	1:59.132	22.458	36.193	25.318	139.8	8:03.708	2	2:00.799	22.868	36.762	25.741	137.9	4:07.717
5	2:00.502	22.535	36.154	25.412	138.2	10:04.210	3	2:00.531	23.005	36.592	25.653	138.2	6:08.248
6	2:14.345	22.510	36.503	25.668	124.0	12:18.555	4	2:01.430	23.471	36.711	25.701	137.2	8:09.678
7	4:11.384	2:33.513	36.704	25.567	66.3	16:29.939	5	2:10.425	23.397	37.802	27.293	127.7	10:20.103
8	2:00.481	23.328	36.503	25.145	138.3	18:30.420							
9	1:59.878	23.409	36.296	25.198	139.0	20:30.298							



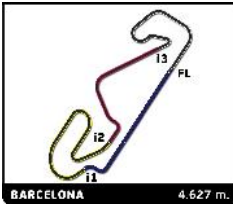
# SBK Junior CAMPEONATO DE ESPAÑA DE SUPERBIKE

## Carrera 2

### Analysis

■ Personal Best ■ Session Best B Crossing the finish line in pit lane

Lap	Time	Sector 1	Sector 2	Sector 3	Kph	Elapsed	Lap	Time	Sector 1	Sector 2	Sector 3	Kph	Elapsed	
<b>59</b>	<b>Sergio JIMENEZ GONZALEZ</b> ESP I+DENT RACING TEAM YAMAHA							<b>88</b>	<b>Biel CABANA AYGUASENOSA</b> ESP YAMAHA					
1	2:05.490	27.813	36.859	25.505	128.6	2:05.490	1	2:06.794	28.231	36.788	25.462	127.3	2:06.794	
2	2:00.122	22.598	36.409	25.915	138.7	4:05.612	2	2:01.750	23.399	36.604	25.753	136.8	4:08.544	
3	1:59.203	22.800	36.169	25.250	139.7	6:04.815	3	2:00.778	23.441	<b>36.344</b>	25.598	137.9	6:09.322	
4	2:00.108	23.058	36.344	25.258	138.7	8:04.923	4	<b>2:00.611</b>	23.544	36.415	<b>25.332</b>	138.1	8:09.933	
5	1:59.756	<b>22.499</b>	36.179	25.181	139.1	10:04.679	5	2:01.427	<b>23.216</b>	37.275	25.600	137.2	10:11.360	
6	1:59.899	22.609	36.254	25.555	138.9	12:04.578	6	2:01.692	23.643	36.898	25.743	136.9	12:13.052	
7	1:59.346	23.236	36.178	<b>25.132</b>	139.6	14:03.924	7	2:01.184	23.784	36.483	25.523	137.5	14:14.236	
8	2:00.184	23.136	36.691	25.305	138.6	16:04.108	8	2:01.234	23.643	36.520	25.439	137.4	16:15.470	
9	1:59.345	22.941	36.266	25.378	139.6	18:03.453	9	2:01.621	23.675	36.460	25.523	137.0	18:17.091	
10	2:00.286	23.081	36.157	25.607	138.5	20:03.739	10	2:01.521	23.798	36.485	25.698	137.1	20:18.612	
11	2:00.288	23.112	36.508	25.434	138.5	22:04.027	11	2:01.508	23.833	36.484	25.602	137.1	22:20.120	
12	<b>1:59.184</b>	22.788	<b>35.886</b>	25.642	139.8	24:03.211	12	2:01.547	23.771	36.506	25.699	137.0	24:21.667	
<b>61</b>	<b>Iker GARCIA ABELLA</b> ESP TEAM ALARXA RACING KAWASAKI							<b>91</b>	<b>Borja JIMENEZ VICENTE</b> ESP POLI-SPORT RACING KAWASAKI					
1	2:03.513	26.759	36.362	24.944	130.7	2:03.513	1	2:05.116	27.508	36.967	25.424	129.0	2:05.116	
2	1:59.575	23.364	36.066	25.068	139.3	4:03.088	2	1:59.735	<b>22.788</b>	36.432	25.339	139.1	4:04.851	
3	<b>1:58.584</b>	<b>22.682</b>	<b>35.967</b>	25.142	140.5	6:01.672	3	<b>1:59.115</b>	22.849	36.215	25.163	139.8	6:03.966	
4	1:58.596	23.046	36.194	<b>24.809</b>	140.5	8:00.268	4	1:59.522	22.827	36.332	25.335	139.4	8:03.488	
<b>72</b>	<b>Yeray RUIZ RUIZ</b> ESP FIFTY MOTORSPORT KAWASAKI							<b>94</b>	<b>Facundo Andres LLAMBIAS ROSAS</b> URU KAWASAKI PL RACING JUNIOR TEAM KAWASAKI					
1	2:03.778	26.938	36.487	<b>25.102</b>	130.4	2:03.778	1	2:04.757	27.223	36.573	<b>25.176</b>	129.4	2:04.757	
<b>74</b>	<b>Juan Antonio CONESA BENITO</b> ESP GASSS RACING TEAM YAMAHA							<b>99</b>	<b>Josue SANCHEZ ARROYO</b> ESP ALMA RACING TEAM KAWASAKI					
1	2:05.985	28.576	36.941	25.096	128.1	2:05.985	1	2:04.319	27.637	36.303	25.150	129.9	2:04.319	
2	<b>1:59.145</b>	22.613	35.974	25.512	139.8	4:05.130	2	1:58.706	<b>22.459</b>	<b>35.760</b>	25.281	140.3	4:03.025	
3	1:59.526	22.669	36.652	25.120	139.4	6:04.656	3	1:59.143	22.803	36.087	25.128	139.8	6:02.168	
4	2:00.058	22.962	36.272	25.104	138.7	8:04.714	4	<b>1:58.608</b>	22.784	36.190	<b>24.887</b>	140.4	8:00.776	
5	1:59.543	<b>22.571</b>	36.073	<b>25.093</b>	139.3	10:04.257								
6	2:00.205	22.845	36.204	25.521	138.6	12:04.462								
7	1:59.218	23.101	36.138	25.096	139.7	14:03.680								
8	2:00.026	23.275	36.545	25.194	138.8	16:03.706								
9	1:59.398	22.850	36.192	25.121	139.5	18:03.104								
10	2:00.489	23.546	36.144	25.188	138.2	20:03.593								
11	2:00.340	23.266	36.211	25.300	138.4	22:03.933								
12	2:00.146	23.165	<b>35.896</b>	25.270	138.6	24:04.079								
<b>78</b>	<b>Daniel MOGEDA VENDRELLS</b> ESP TEAM SPN RACING-598 KAWASAKI													
1	2:01.820	25.630	36.487	25.044	132.5	2:01.820								
2	1:59.253	23.013	36.402	25.139	139.7	4:01.073								
3	<b>1:58.748</b>	22.879	<b>36.017</b>	25.063	140.3	5:59.821								
4	1:59.537	23.133	36.105	25.140	139.3	7:59.358								
5	1:59.160	23.014	36.198	25.011	139.8	9:58.518								
6	1:58.839	<b>22.531</b>	36.155	25.248	140.2	11:57.357								
7	1:59.269	23.152	36.182	25.124	139.7	13:56.626								
8	1:59.258	22.895	36.338	<b>24.875</b>	139.7	15:55.884								
9	1:59.103	22.848	36.198	25.168	139.9	17:54.987								
10	2:00.200	23.686	36.795	24.904	138.6	19:55.187								
11	1:59.799	22.627	36.489	25.268	139.0	21:54.986								
12	1:58.874	22.791	36.147	25.155	140.1	23:53.860								



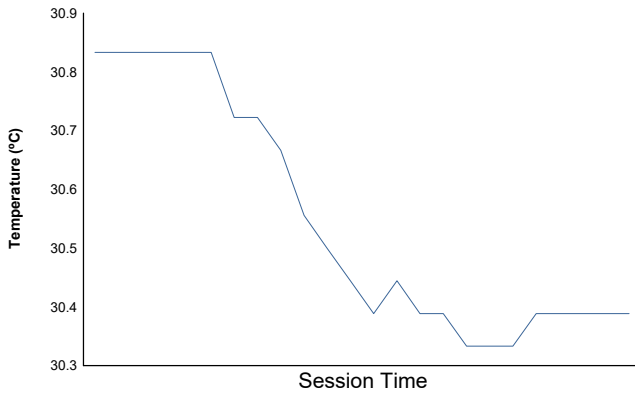
# CAMPEONATO DE ESPAÑA DE SUPERBIKE

SBK Junior

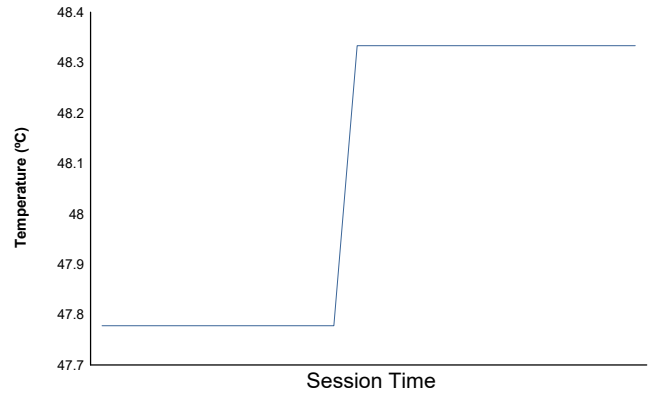
Carrera 2

## Weather Report

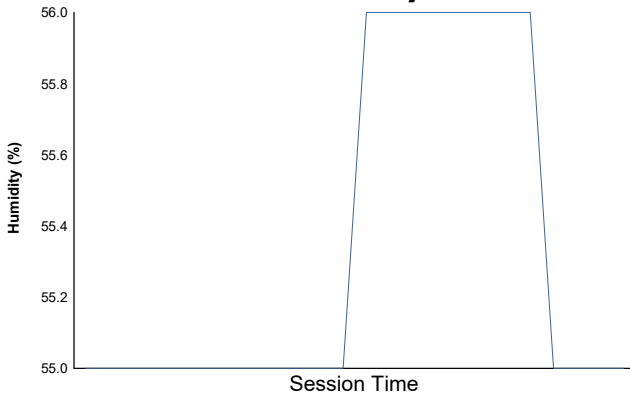
**Air Temperature**



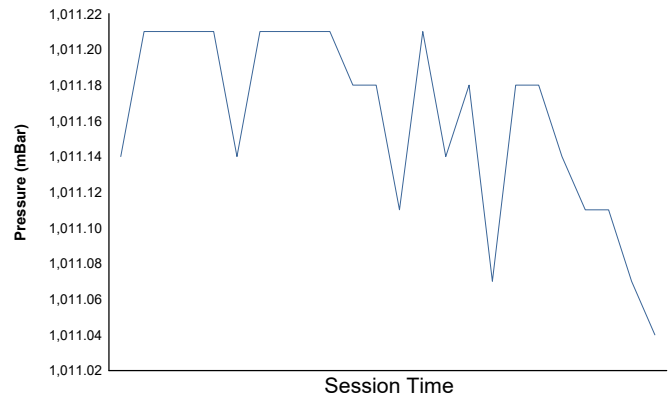
**Track Temperature**



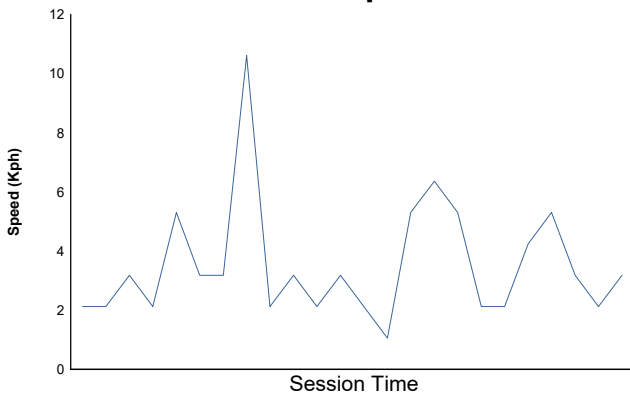
**Humidity**



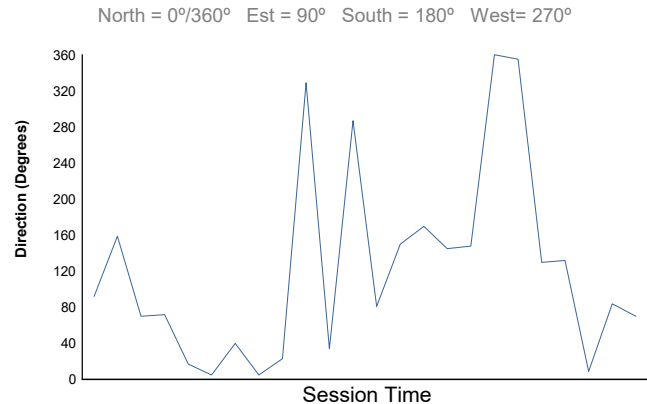
**Pressure**



**Wind Speed**



**Wind direction**



Track Status: **DRY**