

SBK Junior

CAMPEONATO DE ESPAÑA DE SUPERBIKE

Carrera 1 ((12 laps, 55.4 km.))

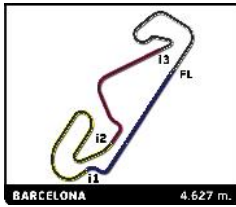
Classification

Rider	Nat	Team	Bike	Cl.	Laps	Total Time	Gap	Kph	Best Lap				
									Lap	Time	Kph		
1	78	Daniel MOGEDA VENDRELLS	ESP	TEAM SPN RACING-598	KAWASAKI	Kawasaki	12	23:44.120	-	140.0	8	1:57.097	142.3
2	4	Eric FERNANDEZ ROBLEDILLO	ESP	TEAM SPEED RACING	KAWASAKI	Kawasaki	12	23:44.121	+0.001	140.0	8	1:57.964	141.2
3	18	Angel HEREDIA MARTINEZ	ESP	DEZA ISMABON RACING TEAM	KAWASAKI	Kawasaki	12	23:44.316	+0.196	140.0	9	1:57.633	141.6
4	5	Francesc PEREZ CASAS	ESP	ETG RACING	YAMAHA	Yamaha	12	23:44.597	+0.477	140.0	8	1:57.577	141.7
5	61	Iker GARCIA ABELLA	ESP	TEAM ALARXA RACING	KAWASAKI	Kawasaki	12	23:44.676	+0.556	139.9	9	1:57.425	141.9
6	35	Yeray SAIZ MARQUEZ	ESP	MOTORBIKE MOYA & TECNIRACING	KAWASAKI	Kawasaki	12	23:44.809	+0.689	139.9	9	1:58.092	141.1
7	42	Raul PEREZ ORNEDO	ESP	TEAM ALARXA RACING	KAWASAKI	Kawasaki	12	23:44.862	+0.742	139.9	7	1:57.397	141.9
8	37	Mauro GONZALEZ ROJAS	ESP	ARCO-MOTORR UNIVERSITY TEAM	YAMAHA	Yamaha	12	23:45.057	+0.937	139.9	8	1:57.292	142.0
9	53	Hector YEBRA PEREZ	ESP	HYCOMPETICION TEAM	KAWASAKI	Kawasaki	12	23:54.902	+10.782	138.9	8	1:58.438	140.6
10	43	Steward GARCIA CORREA	COL	FUSIÓN RACING TEAM	KAWASAKI	Kawasaki	12	23:55.431	+11.311	138.9	9	1:58.294	140.8
11	99	Josue SANCHEZ ARROYO	ESP	ALMA RACING TEAM	KAWASAKI	Kawasaki	12	23:56.100	+11.980	138.8	9	1:57.947	141.2
12	72	Yeray RUIZ RUIZ	ESP	FIFTY MOTORSPORT	KAWASAKI	Kawasaki	12	23:56.889	+12.769	138.8	9	1:58.242	140.9
13	74	Juan Antonio CONESA BENITO	ESP	GASSS RACING TEAM	YAMAHA	Yamaha	12	23:57.051	+12.931	138.7	9	1:58.591	140.5
14	91	Borja JIMENEZ VICENTE	ESP	POLI-SPORT RACING	KAWASAKI	Kawasaki	12	23:57.299	+13.179	138.7	9	1:58.221	140.9
15	28	Luis Felipe ARREDONDO GIRALDO	COL	TSM LORENZO	KAWASAKI	Kawasaki	12	23:57.509	+13.389	138.7	11	1:57.957	141.2
16	30	Miguel ROMAN SANCHEZ	ESP	SPEED RACING TEAM	KAWASAKI	Kawasaki	12	23:59.424	+15.304	138.5	11	1:58.845	140.2
17	59	Sergio JIMENEZ GONZALEZ	ESP	I+DENT RACING TEAM	YAMAHA	Yamaha	12	24:07.275	+23.155	137.8	3	1:59.102	139.9
18	56	Dayron MORILLAS ZAMORA	ESP	YAMAHA MS RACING	YAMAHA	Yamaha	12	24:22.173	+38.053	136.4	6	2:00.878	137.8
19	94	Facundo Andres LLAMBIAS ROSAS	URU	KAWASAKI PL RACING JUNIOR TEAM	KAWASAKI	Kawasaki	12	24:24.502	+40.382	136.1	12	2:00.675	138.0
20	21	Jordi RAPOSEIRAS BERENGUERAS	AND	TEAM ALARXA RACING	KAWASAKI	Kawasaki	12	24:25.145	+41.025	136.1	10	2:00.071	138.7
21	88	Biel CABANA AYGUASENOSA	ESP	TEAM TACK KAWASAKI	YAMAHA	Yamaha	12	24:25.148	+41.028	136.1	9	2:01.001	137.7
22	38	Ola NESBAKKEN GRANSHAGEN	ESP	TEAM TACK KAWASAKI	KAWASAKI	Kawasaki	12	24:39.848	+55.728	134.7	5	2:02.169	136.3
23	8	Carlos GIMENEZ DE TORRES	ESP	ARCO-MOTOR UNIVERSITY TEAM	YAMAHA	Yamaha	12	25:07.295	+1:23.175	132.3	10	1:59.844	139.0
24	36	Juho KANTOLA	FIN	KALLIO RACING JUNIOR TEAM	KTM	KTM	12	25:21.555	+1:37.435	131.0	2	2:05.635	132.6
Not classified:													
39	Enzo VALENTIM GARCIA	BRA	TEAM SPN RACING-598	KAWASAKI	Kawasaki	7	14:18.792				5	1:59.599	139.3
15	Aaron GARCIA VAZQUEZ	ESP	TJT RACING	KAWASAKI	Kawasaki	4	8:25.962				3	2:01.738	136.8
Not started													
11	Javier CORRAL ARIAS	ESP	I+DENT RACING TEAM	YAMAHA	Yamaha								
Pole Position				E. FERNANDEZ ROBLEDILL		1:56.759	142.7 Kph						
Fastest Lap				Lap 8	Daniel MOGEDA VENDRELLS	1:57.097	142.3 Kph						

Published at:

Track Status: **DRY**

Stewards:	Timekeeper:
------------------	--------------------



SBK Junior

CAMPEONATO DE ESPAÑA DE SUPERBIKE

Carrera 1

Classification by Group

Nr. Rider	Nat	Team	Bike	Time	Lap Total	Gap	Kph	
Kawasaki Ninja Spirit Trophy								
1	78	Daniel MOGEDA VENDRELLS	ESP	TEAM SPN RACING-598	KAWASAKI	1:57.097	8 12	142.3
2	4	Eric FERNANDEZ ROBLEDDILLO	ESP	TEAM SPEED RACING	KAWASAKI	1:57.964	8 12	+0.001 +0.001 141.2
3	18	Angel HEREDIA MARTINEZ	ESP	DEZA ISMABON RACING TEAM	KAWASAKI	1:57.633	9 12	+0.196 +0.195 141.6
4	61	Iker GARCIA ABELLA	ESP	TEAM ALARXA RACING	KAWASAKI	1:57.425	9 12	+0.556 +0.360 141.9
5	35	Yeray SAIZ MARQUEZ	ESP	MOTORBIKE MOYA & TECNIRACING	KAWASAKI	1:58.092	9 12	+0.689 +0.133 141.1
6	42	Raul PEREZ ORNEDO	ESP	TEAM ALARXA RACING	KAWASAKI	1:57.397	7 12	+0.742 +0.053 141.9
7	53	Hector YEBRA PEREZ	ESP	HYCOMPETICION TEAM	KAWASAKI	1:58.438	8 12	+10.782+10.040 140.6
8	43	Steward GARCIA CORREA	COL	FUSIÓN RACING TEAM	KAWASAKI	1:58.294	9 12	+11.311 +0.529 140.8
9	99	Josue SANCHEZ ARROYO	ESP	ALMA RACING TEAM	KAWASAKI	1:57.947	9 12	+11.980 +0.669 141.2
10	72	Yeray RUIZ RUIZ	ESP	FIFTY MOTORSPORT	KAWASAKI	1:58.242	9 12	+12.769 +0.789 140.9
11	91	Borja JIMENEZ VICENTE	ESP	POLI-SPORT RACING	KAWASAKI	1:58.221	9 12	+13.179 +0.410 140.9
12	28	Luis Felipe ARREDONDO GIRALDO	COL	TSM LORENZO	KAWASAKI	1:57.957	11 12	+13.389 +0.210 141.2
13	30	Miguel ROMAN SANCHEZ	ESP	SPEED RACING TEAM	KAWASAKI	1:58.845	11 12	+15.304 +1.915 140.2
14	94	Facundo Andres LLAMBIAS ROSAS	URU	KAWASAKI PL RACING JUNIOR TEAM	KAWASAKI	2:00.675	12 12	+40.382+25.078 138.0
15	21	Jordi RAPOSEIRAS BERENGUERAS	AND	TEAM ALARXA RACING	KAWASAKI	2:00.071	10 12	+41.025 +0.643 138.7
16	38	Ola NESBAKKEN GRANSNAGEN	ESP	TEAM TACK KAWASAKI	KAWASAKI	2:02.169	5 12	+55.728+14.703 136.3
Not classified:								
39	Enzo VALENTIM GARCIA	BRA	TEAM SPN RACING-598	KAWASAKI	1:59.599	5 7	139.3	
15	Aaron GARCIA VAZQUEZ	ESP	TJT RACING	KAWASAKI	2:01.738	3 4	8 Laps 3 Laps 136.8	
Yamaha R3 bLU cRU Challenge								
1	37	Mauro GONZALEZ ROJAS	ESP	ARCO-MOTORR UNIVERSITY TEAM	YAMAHA	1:57.292	8 12	142.0
2	74	Juan Antonio CONESA BENITO	ESP	GASSS RACING TEAM	YAMAHA	1:58.591	9 12	+11.994+11.994 140.5
3	59	Sergio JIMENEZ GONZALEZ	ESP	I+-DENT RACING TEAM	YAMAHA	1:59.102	3 12	+22.218+10.224 139.9
4	88	Biel CABANA AYGUASENOSA	ESP	YAMAHA	YAMAHA	2:01.001	9 12	+40.091+17.873 137.7
5	8	Carlos GIMENEZ DE TORRES	ESP	ARCO-MOTOR UNIVERSITY TEAM	YAMAHA	1:59.844	10 12	+1'22.238+42.147 139.0
Not started								
11	Javier CORRAL ARIAS	ESP	I+-DENT RACING TEAM	YAMAHA			12 Laps 12 Laps	

Published at:

Track Status: **DRY**

Stewards:	Timekeeper:
-----------	-------------



SBK Junior

CAMPEONATO DE ESPAÑA DE SUPERBIKE

Carrera 1

Lap Chart

LAP

Nr	Pos	Grid	1	2	3	4	5	6	7	8	9	10	11	12
4	1	4	78	42	78	37	78	78	42	42	37	18	18	78
42	2	42	42	78	42	78	4	5	4	78	78	4	5	4
78	3	78	4	4	4	4	37	4	5	5	42	42	18	
61	4	61	35	35	35	35	5	35	35	37	4	37	4	5
37	5	37	5	37	37	42	42	42	78	4	42	5	37	61
18	6	18	61	18	5	5	35	61	37	35	18	61	61	35
8	7	8	18	5	61	61	61	37	61	18	61	78	78	42
11	8	11	37	61	18	18	18	18	18	61	35	35	35	37
72	9	72	28	99	53	99	99	30	30	53	53	53	53	53
5	10	5	91	28	99	28	28	99	53	30	99	43	72	43
30	11	30	99	72	72	72	30	28	43	43	43	72	43	99
39	12	39	39	91	28	53	43	43	99	99	72	99	91	72
43	13	43	53	53	91	43	72	72	91	72	91	91	99	74
35	14	35	43	43	43	30	53	53	72	91	74	74	74	91
53	15	53	72	39	30	74	91	91	74	74	30	30	28	28
59	16	59	94	30	74	91	59	74	28	28	28	28	30	30
94	17	94	30	74	39	59	74	39	59	59	59	59	59	59
74	18	74	74	59	59	39	39	59	56	56	56	56	56	56
28	19	28	59	94	56	56	56	56	39	94	94	94	94	94
91	20	91	88	56	15	94	94	94	88	88	88	88	88	21
99	21	99	38	38	38	88	88	88	88	21	21	21	21	88
15	22	15	15	15	88	38	38	38	21	38	38	38	38	38
21	23	21	21	88	94	21	21	21	38	36	36	8	8	8
88	24	88	56	21	21	15	36	8	36	8	8	36	36	36
56	25	56	36	36	36	36	8	36	8					
38	26	38	8	8	8	8								
36	27	36												



SBK Junior

CAMPEONATO DE ESPAÑA DE SUPERBIKE

Carrera 1

Best Sector Times

SECTOR 1			SECTOR 2		SECTOR 3					
Pos	Rider	Time	Rider	Time	Rider	Time	Pos	Rider	Ideal Lap	Best Lap
1	78 D.MOGEDA VENDRELLS	22.066	37 M.GONZALEZ ROJAS	35.688	61 I.GARCIA ABELLA	24.624	1	42 R.PEREZ ORNEDO	1:56.637	1:57.397 (3)
2	18 A.HEREDIA MARTINEZ	22.158	61 I.GARCIA ABELLA	35.717	42 R.PEREZ ORNEDO	24.654	2	78 D.MOGEDA VENDRELLS	1:57.052	1:57.097 (1)
3	42 R.PEREZ ORNEDO	22.188	99 J.SANCHEZ ARROYO	35.741	4 E.FERNANDEZ ROBLEDDILLO	24.711	3	37 M.GONZALEZ ROJAS	1:57.066	1:57.292 (2)
4	37 M.GONZALEZ ROJAS	22.212	5 F.PEREZ CASAS	35.761	35 Y.SAIZ MARQUEZ	24.740	4	18 A.HEREDIA MARTINEZ	1:57.171	1:57.633 (6)
5	72 Y.RUIZ RUIZ	22.278	42 R.PEREZ ORNEDO	35.771	18 A.HEREDIA MARTINEZ	24.780	5	4 E.FERNANDEZ ROBLEDDILLO	1:57.190	1:57.964 (9)
6	99 J.SANCHEZ ARROYO	22.303	78 D.MOGEDA VENDRELLS	35.775	91 B.JIMENEZ VICENTE	24.852	6	61 I.GARCIA ABELLA	1:57.232	1:57.425 (4)
7	28 L.ARREDONDO GIRALDO	22.378	28 L.ARREDONDO GIRALDO	35.799	78 D.MOGEDA VENDRELLS	24.870	7	35 Y.SAIZ MARQUEZ	1:57.420	1:58.092 (10)
8	21 J.RAPOSEIRAS BERENGUERAS	22.388	18 A.HEREDIA MARTINEZ	35.809	72 Y.RUIZ RUIZ	24.873	8	5 F.PEREZ CASAS	1:57.524	1:57.577 (5)
9	43 S.GARCIA CORREA	22.421	53 H.YEBRA PEREZ	35.817	5 F.PEREZ CASAS	24.886	9	99 J.SANCHEZ ARROYO	1:57.696	1:57.947 (7)
10	39 E.VALENTIM GARCIA	22.439	4 E.FERNANDEZ ROBLEDDILLO	35.826	53 H.YEBRA PEREZ	24.892	10	53 H.YEBRA PEREZ	1:57.745	1:58.438 (14)
11	61 I.GARCIA ABELLA	22.440	35 Y.SAIZ MARQUEZ	35.838	43 S.GARCIA CORREA	24.906	11	72 Y.RUIZ RUIZ	1:57.821	1:58.242 (12)
12	5 F.PEREZ CASAS	22.442	30 M.ROMAN SANCHEZ	35.932	74 J.CONESA BENITO	24.911	12	28 L.ARREDONDO GIRALDO	1:57.883	1:57.957 (8)
13	4 E.FERNANDEZ ROBLEDDILLO	22.463	74 J.CONESA BENITO	35.933	30 M.ROMAN SANCHEZ	24.984	13	43 S.GARCIA CORREA	1:57.948	1:58.294 (13)
14	59 S.JIMENEZ GONZALEZ	22.474	59 S.JIMENEZ GONZALEZ	35.986	28 L.ARREDONDO GIRALDO	24.999	14	30 M.ROMAN SANCHEZ	1:58.016	1:58.845 (16)
15	35 Y.SAIZ MARQUEZ	22.519	72 Y.RUIZ RUIZ	36.028	37 M.GONZALEZ ROJAS	25.015	15	74 J.CONESA BENITO	1:58.112	1:58.591 (15)
16	53 H.YEBRA PEREZ	22.521	43 S.GARCIA CORREA	36.042	99 J.SANCHEZ ARROYO	25.026	16	91 B.JIMENEZ VICENTE	1:58.220	1:58.221 (11)
17	74 J.CONESA BENITO	22.525	91 B.JIMENEZ VICENTE	36.051	21 J.RAPOSEIRAS BERENGUERAS	25.120	17	59 S.JIMENEZ GONZALEZ	1:58.557	1:59.102 (17)
18	30 M.ROMAN SANCHEZ	22.526	39 E.VALENTIM GARCIA	36.062	39 E.VALENTIM GARCIA	25.140	18	39 E.VALENTIM GARCIA	1:58.637	1:59.599 (18)
19	91 B.JIMENEZ VICENTE	22.545	8 C.GIMENEZ DE TORRES	36.102	59 S.JIMENEZ GONZALEZ	25.166	19	21 J.RAPOSEIRAS BERENGUERAS	1:58.900	2:00.071 (20)
20	94 F.LLAMBIAS ROSAS	23.030	88 B.CABANA AYGUASENOSA	36.491	8 C.GIMENEZ DE TORRES	25.244	20	8 C.GIMENEZ DE TORRES	1:59.328	1:59.844 (19)
21	15 A.GARCIA VAZQUEZ	23.131	21 J.RAPOSEIRAS BERENGUERAS	36.513	94 F.LLAMBIAS ROSAS	25.331	21	94 F.LLAMBIAS ROSAS	2:00.405	2:00.675 (21)
22	8 C.GIMENEZ DE TORRES	23.166	56 D.MORILLAS ZAMORA	36.530	88 B.CABANA AYGUASENOSA	25.352	22	88 B.CABANA AYGUASENOSA	2:00.575	2:01.001 (23)
23	56 D.MORILLAS ZAMORA	23.184	94 F.LLAMBIAS ROSAS	36.610	15 A.GARCIA VAZQUEZ	25.587	23	56 D.MORILLAS ZAMORA	2:00.638	2:00.878 (22)
24	38 O.NESBAKKEN GRANSNAGEN	23.239	38 O.NESBAKKEN GRANSNAGEN	37.233	38 O.NESBAKKEN GRANSNAGEN	25.617	24	15 A.GARCIA VAZQUEZ	2:01.738	2:01.738 (24)
25	88 B.CABANA AYGUASENOSA	23.279	15 A.GARCIA VAZQUEZ	37.617	56 D.MORILLAS ZAMORA	25.628	25	38 O.NESBAKKEN GRANSNAGEN	2:01.795	2:02.169 (25)
26	36 J.KANTOLA	24.104	36 J.KANTOLA	37.951	36 J.KANTOLA	26.572	26	36 J.KANTOLA	2:05.303	2:05.635 (26)



SBK Junior

CAMPEONATO DE ESPAÑA DE SUPERBIKE

After Carrera 1

Event maximum speed

Rider	Team	Bike	Class	T. Speed	Lap	Session
35 Yeray SAIZ MARQUEZ	MOTORBIKE MOYA & TECNIRACING	KAWASAKI	Kawasak	208.1	10	Carrera 1
72 Yeray RUIZ RUIZ	FIFTY MOTORSPORT	KAWASAKI	Kawasak	207.3	9	Carrera 1
61 Iker GARCIA ABELLA	TEAM ALARXA RACING	KAWASAKI	Kawasak	206.9	6	Carrera 1
4 Eric FERNANDEZ ROBLEDILLO	TEAM SPEED RACING	KAWASAKI	Kawasak	206.5	9	Carrera 1
78 Daniel MOGEDA VENDRELLS	TEAM SPN RACING-598	KAWASAKI	Kawasak	206.5	11	Entrenamiento Cronometrado
30 Miguel ROMAN SANCHEZ	SPEED RACING TEAM	KAWASAKI	Kawasak	205.7	3	Carrera 1
5 Francesc PEREZ CASAS	ETG RACING	YAMAHA		205.7	5	Carrera 1
91 Borja JIMENEZ VICENTE	POLI-SPORT RACING	KAWASAKI	Kawasak	205.3	2	Carrera 1
99 Josue SANCHEZ ARROYO	ALMA RACING TEAM	KAWASAKI	Kawasak	205.3	2	Carrera 1
56 Dayron MORILLAS ZAMORA	YAMAHA MS RACING	YAMAHA		204.9	2	Carrera 1
15 Aaron GARCIA VAZQUEZ	TJT RACING	KAWASAKI	Kawasak	204.5	3	Carrera 1
18 Angel HEREDIA MARTINEZ	DEZA ISMABON RACING TEAM	KAWASAKI	Kawasak	204.5	5	Carrera 1
28 Luis Felipe ARREDONDO GIRALDO	TSM LORENZO	KAWASAKI	Kawasak	204.5	6	Entrenamiento Cronometrado
21 Jordi RAPOSEIRAS BERENGUERAS	TEAM ALARXA RACING	KAWASAKI	Kawasak	203.8	2	Carrera 1
43 Steward GARCIA CORREA	FUSIÓN RACING TEAM	KAWASAKI	Kawasak	203.8	2	Carrera 1
53 Hector YEBRA PEREZ	HYCOMPETICION TEAM	KAWASAKI	Kawasak	203.8	2	Carrera 1
94 Facundo Andres LLAMBIAS ROSAS	KAWASAKI PL RACING JUNIOR TEAM	KAWASAKI	Kawasak	203.8	2	Carrera 1
37 Mauro GONZALEZ ROJAS	ARCO-MOTORR UNIVERSITY TEAM	YAMAHA	Yamaha	203.4	7	Carrera 1
39 Enzo VALENTIM GARCIA	TEAM SPN RACING-598	KAWASAKI	Kawasak	203.4	7	Carrera 1
38 Ola NESBAKKEN GRANSHAGEN	TEAM TACK KAWASAKI	KAWASAKI	Kawasak	202.2	3	Carrera 1
88 Biel CABANA AYGUASENOSA		YAMAHA	Yamaha	202.2	4	Carrera 1
59 Sergio JIMENEZ GONZALEZ	I+-DENT RACING TEAM	YAMAHA	Yamaha	201.9	7	Carrera 1
42 Raul PEREZ ORNEDO	TEAM ALARXA RACING	KAWASAKI	Kawasak	201.1	7	Carrera 1
8 Carlos GIMENEZ DE TORRES	ARCO-MOTOR UNIVERSITY TEAM	YAMAHA	Yamaha	201.1	3	Entrenamiento Cronometrado
74 Juan Antonio CONESA BENITO	GASSS RACING TEAM	YAMAHA	Yamaha	199.3	3	Carrera 1
11 Javier CORRAL ARIAS	I+-DENT RACING TEAM	YAMAHA	Yamaha	197.4	4	Entrenamiento Cronometrado
36 Juho KANTOLA	KALLIO RACING JUNIOR TEAM	KTM		195.7	2	Entrenamiento Cronometrado



SBK Junior

CAMPEONATO DE ESPAÑA DE SUPERBIKE

Carrera 1

Leader Sequence

Nr	Rider	Team	Bike	Start Lap	End Lap	Laps	Total Laps
5	Francesc PEREZ CASAS	ETG RACING	YAMAHA	1	12	12	12
Kawasaki							
78	Daniel MOGEDA VENDRELLS	TEAM SPN RACING-598	KAWASAKI	1	1	1	1
42	Raul PEREZ ORNEDO	TEAM ALARXA RACING	KAWASAKI	2	2	1	1
78	Daniel MOGEDA VENDRELLS	TEAM SPN RACING-598	KAWASAKI	3	6	4	5
42	Raul PEREZ ORNEDO	TEAM ALARXA RACING	KAWASAKI	7	8	2	3
78	Daniel MOGEDA VENDRELLS	TEAM SPN RACING-598	KAWASAKI	9	9	1	6
18	Angel HEREDIA MARTINEZ	DEZA ISMABON RACING TEAM	KAWASAKI	10	11	2	2
78	Daniel MOGEDA VENDRELLS	TEAM SPN RACING-598	KAWASAKI	12	12	1	7
Yamaha							
37	Mauro GONZALEZ ROJAS	ARCO-MOTORR UNIVERSITY TEAM	YAMAHA	1	12	12	12



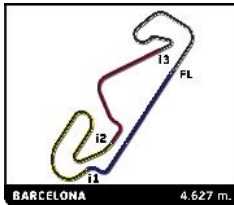
SBK Junior

CAMPEONATO DE ESPAÑA DE SUPERBIKE

Carrera 1

Fastest Lap Sequence

Practice Time	Rider	Team	Bike	Class	Time	Kph	Lap
3:59.477	42 Raul PEREZ ORNEDO	TEAM ALARXA RACING	KAWASAKI	Kawasaki	1:58.046	141.1	2
4:00.164	37 Mauro GONZALEZ ROJAS	ARCO-MOTORR UNIVERSITY TEAM	YAMAHA	Yamaha	1:57.328	142.0	2
15:49.844	78 Daniel MOGEDA VENDRELLS	TEAM SPN RACING-598	KAWASAKI	Kawasaki	1:57.097	142.3	8



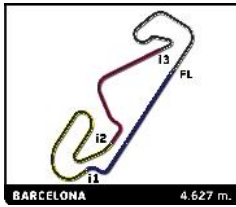
SBK Junior CAMPEONATO DE ESPAÑA DE SUPERBIKE

Carrera 1

Analysis by lap

■ Lapped

Nr	Lap Time	Gap	Nr	Lap Time	Gap	Nr	Lap Time	Gap	Nr	Lap Time	Gap	Nr	Lap Time	Gap
Lap 1			Lap 3			Lap 5			Lap 7			Lap 9		
78	2:01.377		78	1:58.181		78	1:58.302		42	1:57.397		4	1:58.142	0.295
42	2:01.431	0.054	42	1:58.547	0.056	4	1:58.262	0.066	4	1:58.705	1.062	42	1:59.146	0.383
4	2:01.485	0.108	4	1:58.246	0.166	37	1:58.448	0.114	5	1:58.979	1.232	18	1:57.633	0.591
35	2:01.626	0.249	35	1:58.276	0.401	5	1:58.138	0.405	35	1:58.866	1.405	61	1:57.425	0.774
5	2:02.518	1.141	37	1:58.324	0.520	42	1:58.418	0.506	78	1:59.349	1.528	35	1:58.092	0.997
61	2:02.599	1.222	5	1:57.772	0.713	35	1:58.765	0.739	37	1:58.650	1.594	53	1:58.464	10.181
18	2:02.734	1.357	61	1:58.048	1.195	61	1:58.433	0.998	61	1:58.928	1.782	99	1:57.947	10.491
37	2:02.836	1.459	18	1:58.604	1.299	18	1:58.245	1.045	18	1:58.746	1.828	43	1:58.294	10.662
28	2:04.050	2.673	53	1:58.967	5.277	99	1:59.369	7.433	30	1:59.512	10.005	72	1:58.242	11.013
91	2:04.175	2.798	99	1:59.315	5.322	28	1:59.373	7.654	43	1:58.914	10.371	91	1:58.221	11.198
99	2:04.191	2.814	72	1:59.445	5.629	30	1:58.851	7.713	99	1:59.494	10.865	30	2:00.266	12.454
39	2:04.700	3.323	28	1:59.569	5.668	43	1:59.065	7.803	91	1:59.307	11.104	28	1:59.063	13.541
53	2:04.709	3.332	91	1:59.590	5.850	72	1:59.563	7.959	72	1:59.654	11.229	59	1:59.705	15.665
43	2:04.752	3.375	43	1:59.192	5.961	53	1:59.708	8.122	74	1:58.903	11.286	56	2:01.543	29.770
72	2:04.956	3.579	30	1:58.972	6.248	91	1:59.154	8.433	28	2:00.405	11.805	94	2:00.961	33.246
94	2:05.970	4.593	74	1:58.975	6.520	59	1:59.234	8.795	59	1:59.182	12.755	88	2:01.001	33.327
30	2:06.058	4.681	39	1:59.654	6.847	74	1:59.750	8.949	56	2:01.024	23.985	21	2:00.383	35.110
74	2:06.146	4.769	59	1:59.102	7.082	39	1:59.599	9.273	39	2:14.225	27.573	38	2:03.192	41.276
59	2:06.612	5.235	56	2:01.042	13.473	56	2:00.974	18.426	94	2:01.042	27.860	36	2:07.214	1:11.108
88	2:07.783	6.406	15	2:01.738	14.834	94	2:01.785	21.722	88	2:01.005	27.906	8	2:00.020	1:18.357
38	2:08.065	6.688	38	2:02.670	15.531	88	2:01.543	21.767	21	2:01.469	31.022			
15	2:08.193	6.816	88	2:02.688	15.785	38	2:02.169	23.175	38	2:02.704	32.217	Lap 10		
21	2:08.335	6.958	94	2:06.648	15.825	21	2:02.373	23.437	36	2:05.834	54.317	18	1:58.418	
56	2:08.396	7.019	21	2:02.788	15.942	36	2:05.720	39.160	8	2:25.680	1:14.062	4	1:58.728	0.014
36	2:10.544	9.167	36	2:06.152	24.363	8	1:59.955	44.793				42	1:58.783	0.157
8	2:39.128	37.751	8	2:00.207	41.794							37	1:59.282	0.273
Lap 2			Lap 4			Lap 6			Lap 8			Lap 11		
42	1:58.046		37	1:58.054		78	1:58.522		42	1:58.110		18	1:58.450	
78	1:58.410	0.310	78	1:58.606	0.032	5	1:58.191	0.074	78	1:57.097	0.515	5	1:58.025	0.034
4	1:58.403	0.411	4	1:58.546	0.138	4	1:58.634	0.178	5	1:57.577	0.699	42	1:58.351	0.058
35	1:58.467	0.616	35	1:58.481	0.308	35	1:58.143	0.360	37	1:57.292	0.776	4	1:58.605	0.169
37	1:57.328	0.687	42	1:58.940	0.422	42	1:58.440	0.424	4	1:57.964	0.916	37	1:58.526	0.349
18	1:57.929	1.186	5	1:58.462	0.601	61	1:58.199	0.675	35	1:58.373	1.668	61	1:58.275	0.568
5	1:58.391	1.432	61	1:58.278	0.899	37	1:59.173	0.765	18	1:58.003	1.721	78	1:58.047	0.672
61	1:58.516	1.638	18	1:58.409	1.134	18	1:58.380	0.903	61	1:58.440	2.112			
99	1:59.784	4.498	99	1:59.650	6.398	30	1:59.123	8.314	53	1:58.438	10.480			
28	2:00.017	4.590	28	1:59.521	6.615	99	2:00.281	9.192	30	1:59.056	10.951			
72	1:59.196	4.675	72	1:59.675	6.730	28	2:00.089	9.221	43	1:58.870	11.131			
91	2:00.053	4.751	91	1:59.675	6.730	43	1:59.997	9.278	99	1:58.552	11.307			
53	1:59.569	4.801	53	2:00.045	6.748	72	1:59.959	9.396	72	1:58.415	11.534			
43	1:59.985	5.260	43	1:59.685	7.072	53	1:59.922	9.522	91	1:58.746	11.740			
39	2:00.461	5.684	30	1:59.522	7.196	91	1:59.707	9.618	30	1:59.056	10.951			
30	1:59.186	5.767	74	1:59.587	7.533	74	1:59.777	10.204	43	1:58.870	11.131			
74	1:59.367	6.036	91	2:00.337	7.613	39	2:00.418	11.169	99	1:58.552	11.307			
59	1:59.336	6.471	59	1:59.387	7.895	59	2:01.121	11.394	72	1:58.415	11.534			
94	2:01.175	7.668	39	1:59.735	8.008	56	2:00.878	20.782	91	1:58.746	11.740			
56	2:02.003	10.922	56	2:00.887	15.786	94	2:01.439	24.639	74	1:58.720	11.896			
38	2:02.764	11.352	94	2:01.020	18.271	88	2:01.477	24.722	28	1:59.546	13.241			
15	2:02.871	11.587	88	2:01.347	18.558	38	2:02.681	27.334	59	2:00.078	14.723			
88	2:03.282	11.588	38	2:02.383	19.340	21	2:02.459	27.374	56	2:01.115	26.990			
21	2:02.787	11.645	21	2:02.030	19.398	8	1:59.932	46.203	94	2:01.298	31.048			
36	2:05.635	16.702	15	2:13.160	29.420	36	2:05.666	46.304	88	2:01.293	31.089			
8	2:00.427	40.078	36	2:05.985	31.774				21	2:00.578	33.490			
			8	1:59.952	43.172				38	2:02.740	36.847			
									36	2:06.450	1:02.657			
									8	2:01.148	1:17.100			



SBK Junior
CAMPEONATO DE ESPAÑA DE SUPERBIKE
Carrera 1

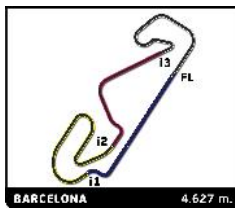
Analysis by lap

■ Lapped

Nr	Lap Time	Gap	Nr	Lap Time	Gap	Nr	Lap Time	Gap	Nr	Lap Time	Gap	Nr	Lap Time	Gap
35	1:58.128	0.913												
53	1:59.018	10.903												
72	1:58.826	11.201												
43	1:59.153	11.235												
91	1:59.124	11.824												
99	1:59.272	11.903												
74	1:58.898	12.107												
28	1:57.957	12.887												
30	1:58.845	13.474												
59	2:00.692	19.652												
56	2:01.688	35.428												
94	2:01.176	38.276												
88	2:01.229	38.360												
21	2:00.681	38.403												
38	2:04.199	50.933												
8	2:00.091	1:20.833												
36	2:07.125	1:28.052												

Lap 12

78	1:57.897	
4	1:58.401	0.001
18	1:58.765	0.196
5	1:59.012	0.477
61	1:58.557	0.556
35	1:58.345	0.689
42	1:59.253	0.742
37	1:59.157	0.937
53	1:58.448	10.782
43	1:58.645	11.311
99	1:58.646	11.980
72	2:00.137	12.769
74	1:59.393	12.931
91	1:59.924	13.179
28	1:59.071	13.389
30	2:00.399	15.304
59	2:02.072	23.155
56	2:01.194	38.053
94	2:00.675	40.382
21	2:01.191	41.025
88	2:01.237	41.028
38	2:03.364	55.728
8	2:00.911	1:23.175
36	2:07.952	1:37.435



SBK Junior

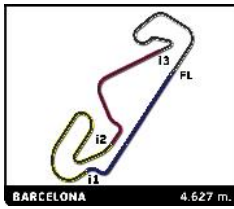
CAMPEONATO DE ESPAÑA DE SUPERBIKE

Carrera 1

Analysis

Personal Best Session Best B Crossing the finish line in pit lane

Lap	Time	Sector 1	Sector 2	Sector 3	Kph	Elapsed	Lap	Time	Sector 1	Sector 2	Sector 3	Kph	Elapsed
4 Eric FERNANDEZ ROBLDILLO ESP TEAM SPEED RACING KAWASAKI							3	1:58.604	22.562	36.387	25.062	140.4	5:59.267
1	2:01.485	25.788	36.049	25.042	132.9	2:01.485	4	1:58.409	22.356	36.272	25.165	140.7	7:57.676
2	1:58.403	22.851	36.082	24.894	140.7	3:59.888	5	1:58.245	22.464	36.153	25.060	140.9	9:55.921
3	1:58.246	23.031	35.998	24.870	140.9	5:58.134	6	1:58.380	22.833	36.250	24.780	140.7	11:54.301
4	1:58.546	22.888	36.225	24.915	140.5	7:56.680	7	1:58.746	22.640	36.422	25.260	140.3	13:53.047
5	1:58.262	22.633	35.894	25.249	140.8	9:54.942	8	1:58.003	22.556	36.134	24.819	141.2	15:51.050
6	1:58.634	23.219	35.867	24.934	140.4	11:53.576	9	1:57.633	22.294	35.850	24.787	141.6	17:48.683
7	1:58.705	22.991	36.076	24.957	140.3	13:52.281	10	1:58.418	22.341	36.528	24.857	140.7	19:47.101
8	1:57.964	23.047	35.898	24.829	141.2	15:50.245	11	1:58.450	22.875	35.809	24.965	140.6	21:45.551
9	1:58.142	22.666	35.926	24.878	141.0	17:48.387	12	1:58.765	23.574	35.822	24.903	140.3	23:44.316
10	1:58.728	22.463	36.398	25.263	140.3	19:47.115							
11	1:58.605	23.402	35.826	24.831	140.4	21:45.720	21 Jordi RAPOSEIRAS BERENGUERAS AND TEAM ALARXA RACING KAWASAKI						
12	1:58.401	23.136	35.842	24.711	140.7	23:44.121	1	2:08.335	28.730	37.723	25.821	125.8	2:08.335
							2	2:02.787	22.388	38.889	25.508	135.7	4:11.122
							3	2:02.788	23.296	37.574	26.522	135.7	6:13.910
							4	2:02.030	23.464	37.509	25.466	136.5	8:15.940
							5	2:02.373	23.412	37.236	25.818	136.1	10:18.313
							6	2:02.459	23.263	37.278	25.899	136.0	12:20.772
							7	2:01.469	23.695	36.767	25.781	137.1	14:22.241
							8	2:00.578	23.254	36.543	25.616	138.1	16:22.819
							9	2:00.383	23.189	36.523	25.624	138.4	18:23.202
							10	2:00.071	23.057	36.693	25.442	138.7	20:23.273
							11	2:00.681	23.166	36.513	25.565	138.0	22:23.954
							12	2:01.191	23.781	36.810	25.120	137.4	24:25.145
							28 Luis Felipe ARREDONDO GIRALDO COL TSM LORENZO KAWASAKI						
							1	2:04.050	26.832	36.931	25.136	130.1	2:04.050
							2	2:00.017	22.744	36.767	25.033	138.8	4:04.067
							3	1:59.569	23.203	36.315	25.280	139.3	6:03.636
							4	1:59.521	22.525	36.432	25.431	139.4	8:03.157
							5	1:59.373	22.646	36.624	25.051	139.5	10:02.530
							6	2:00.089	22.994	36.402	25.494	138.7	12:02.619
							7	2:00.405	23.484	36.514	25.058	138.3	14:03.024
							8	1:59.546	22.707	36.194	25.396	139.3	16:02.570
							9	1:59.063	22.672	36.207	25.178	139.9	18:01.633
							10	1:58.848	22.771	36.315	25.055	140.2	20:00.481
							11	1:57.957	22.378	35.799	24.999	141.2	21:58.438
							12	1:59.071	22.507	36.012	25.120	139.9	23:57.509
							30 Miguel ROMAN SANCHEZ ESP SPEED RACING TEAM KAWASAKI						
							1	2:06.058	27.623	37.606	25.528	128.1	2:06.058
							2	1:59.186	22.699	36.204	25.135	139.8	4:05.244
							3	1:58.972	22.526	36.333	25.069	140.0	6:04.216
							4	1:59.522	22.747	36.280	25.157	139.4	8:03.738
							5	1:58.851	22.532	36.324	25.101	140.2	10:02.589
							6	1:59.123	22.604	36.427	25.287	139.8	12:01.712
							7	1:59.512	23.267	36.158	25.205	139.4	14:01.224
							8	1:59.056	23.196	36.199	25.087	139.9	16:00.280
							9	2:00.266	22.926	35.951	24.984	138.5	18:00.546
							10	1:59.634	22.972	36.552	25.288	139.2	20:00.180
							11	1:58.845	23.236	35.932	25.093	140.2	21:59.025
							12	2:00.399	22.832	36.127	25.826	138.3	23:59.424
5 Francesc PEREZ CASAS ESP ETG RACING YAMAHA													
1	2:02.518	26.486	36.105	24.918	131.8	2:02.518							
2	1:58.391	22.736	35.880	24.919	140.7	4:00.909							
3	1:57.772	22.458	35.775	25.045	141.4	5:58.681							
4	1:58.462	22.725	36.031	24.912	140.6	7:57.143							
5	1:58.138	22.446	35.897	25.200	141.0	9:55.281							
6	1:58.191	22.568	35.948	25.098	140.9	11:53.472							
7	1:58.979	22.890	36.076	25.081	140.0	13:52.451							
8	1:57.577	22.495	35.761	24.886	141.7	15:50.028							
9	1:58.244	22.723	35.777	25.135	140.9	17:48.272							
10	1:59.288	22.442	36.980	25.281	139.6	19:47.560							
11	1:58.025	22.577	35.869	24.954	141.1	21:45.585							
12	1:59.012	23.068	35.766	24.908	140.0	23:44.597							
8 Carlos GIMENEZ DE TORRES ESP ARCO-MOTOR UNIVERSITY TEAM YAMAHA													
1	2:39.128	1:01.265	37.140	25.502	101.4	2:39.128							
2	2:00.427	23.470	36.255	25.549	138.3	4:39.555							
3	2:00.207	23.441	36.294	25.429	138.6	6:39.762							
4	1:59.952	23.258	36.259	25.338	138.9	8:39.714							
5	1:59.955	23.401	36.248	25.490	138.9	10:39.669							
6	1:59.932	23.166	36.107	25.269	138.9	12:39.601							
7	2:25.680	43.494	40.686	25.688	114.3	15:05.281							
8	2:01.148	23.782	36.583	25.582	137.5	17:06.429							
9	2:00.020	23.370	36.294	25.369	138.8	19:06.449							
10	1:59.844	23.224	36.102	25.244	139.0	21:06.293							
11	2:00.091	23.495	36.134	25.390	138.7	23:06.384							
12	2:00.911	23.417	36.535	25.571	137.8	25:07.295							
15 Aaron GARCIA VAZQUEZ ESP TJT RACING KAWASAKI													
1	2:08.193	28.206	37.679	25.751	125.9	2:08.193							
2	2:02.871	23.311	37.692	25.744	135.6	4:11.064							
3	2:01.738	23.131	37.617	25.587	136.8	6:12.802							
4	2:13.160	23.255	39.335	25.735	125.1	8:25.962							
18 Angel HEREDIA MARTINEZ ESP DEZA ISMABON RACING TEAM KAWASAKI													
1	2:02.734	26.498	36.667	24.971	131.5	2:02.734							
2	1:57.929	22.158	36.050	25.053	141.2	4:00.663							



SBK Junior CAMPEONATO DE ESPAÑA DE SUPERBIKE

Carrera 1

Analysis

■ Personal Best ■ Session Best B Crossing the finish line in pit lane

Lap	Time	Sector 1	Sector 2	Sector 3	Kph	Elapsed	Lap	Time	Sector 1	Sector 2	Sector 3	Kph	Elapsed
35 Yeray SAIZ MARQUEZ ESP							MOTORBIKE MOYA & TECNIRACING KAWASAKI						
1	2:01.626	26.293	36.148	24.862	132.7	2:01.626	10	2:02.917	23.514	37.453	25.937	135.5	20:32.285
2	1:58.467	22.991	36.052	24.858	140.6	4:00.093	11	2:04.199	24.380	37.681	25.958	134.1	22:36.484
3	1:58.276	22.747	35.852	25.032	140.8	5:58.369	12	2:03.364	23.763	37.744	25.929	135.0	24:39.848
4	1:58.481	22.759	35.922	25.056	140.6	7:56.850							
5	1:58.765	23.007	35.960	24.985	140.3	9:55.615							
6	1:58.143	22.645	36.061	24.740	141.0	11:53.758							
7	1:58.866	22.519	36.560	24.968	140.1	13:52.624							
8	1:58.373	22.848	35.978	24.955	140.7	15:50.997							
9	1:58.092	22.672	35.838	24.873	141.1	17:49.089							
10	1:59.247	22.797	36.411	25.074	139.7	19:48.336							
11	1:58.128	22.589	35.880	24.908	141.0	21:46.464							
12	1:58.345	22.565	36.091	25.069	140.8	23:44.809							
36 Juho KANTOLA FIN							KALLIO RACING JUNIOR TEAM KTM						
1	2:10.544	29.067	38.159	26.624	123.7	2:10.544							
2	2:05.635	24.104	38.011	26.572	132.6	4:16.179							
3	2:06.152	24.198	38.381	26.809	132.0	6:22.331							
4	2:05.985	24.249	38.151	26.737	132.2	8:28.316							
5	2:05.720	24.236	38.174	26.580	132.5	10:34.036							
6	2:05.666	24.415	37.951	26.624	132.6	12:39.702							
7	2:05.834	24.340	38.079	26.684	132.4	14:45.536							
8	2:06.450	24.517	38.114	26.913	131.7	16:51.986							
9	2:07.214	24.589	38.397	27.002	130.9	18:59.200							
10	2:07.278	24.694	38.534	26.964	130.9	21:06.478							
11	2:07.125	24.488	38.556	27.036	131.0	23:13.603							
12	2:07.952	24.848	38.518	27.372	130.2	25:21.555							
37 Mauro GONZALEZ ROJAS ESP							ARCO-MOTORR UNIVERSITY TEAM YAMAHA						
1	2:02.836	26.487	36.791	25.081	131.4	2:02.836							
2	1:57.328	22.212	35.688	25.277	142.0	4:00.164							
3	1:58.324	22.856	35.935	25.217	140.8	5:58.488							
4	1:58.054	22.244	36.093	25.151	141.1	7:56.542							
5	1:58.448	22.941	35.902	25.124	140.6	9:54.990							
6	1:59.173	23.416	36.108	25.129	139.8	11:54.163							
7	1:58.650	22.864	36.190	25.015	140.4	13:52.813							
8	1:57.292	22.310	35.695	25.092	142.0	15:50.105							
9	1:57.987	22.487	35.822	25.078	141.2	17:48.092							
10	1:59.282	23.452	36.169	25.186	139.6	19:47.374							
11	1:58.526	22.960	35.754	25.093	140.5	21:45.900							
12	1:59.157	23.377	36.092	25.226	139.8	23:45.057							
38 Ola NESBAKKEN GRANSHAGEN ESP							TEAM TACK KAWASAKI KAWASAKI						
1	2:08.065	28.426	37.800	25.859	126.1	2:08.065							
2	2:02.764	23.239	37.614	25.797	135.7	4:10.829							
3	2:02.670	23.302	37.758	25.833	135.8	6:13.499							
4	2:02.383	23.320	37.740	25.617	136.1	8:15.882							
5	2:02.169	23.329	37.233	25.816	136.3	10:18.051							
6	2:02.681	23.310	37.424	25.812	135.8	12:20.732							
7	2:02.704	23.623	37.541	25.770	135.8	14:23.436							
8	2:02.740	23.271	37.574	25.778	135.7	16:26.176							
9	2:03.192	23.539	37.445	26.054	135.2	18:29.368							
39 Enzo VALENTIM GARCIA BRA							TEAM SPN RACING-598 KAWASAKI						
1	2:04.700	26.615	37.304	25.533	129.5	2:04.700							
2	2:00.461	22.831	36.668	25.169	138.3	4:05.161							
3	1:59.654	22.699	36.673	25.259	139.2	6:04.815							
4	1:59.735	22.439	36.545	25.688	139.1	8:04.550							
5	1:59.599	22.721	36.454	25.428	139.3	10:04.149							
6	2:00.418	22.570	36.391	25.195	138.3	12:04.567							
7	2:14.225 B	22.600	36.062	25.140	124.1	14:18.792							
42 Raul PEREZ ORNEADO ESP							TEAM ALARXA RACING KAWASAKI						
1	2:01.431	25.522	36.143	25.067	132.9	2:01.431							
2	1:58.046	22.651	36.093	24.974	141.1	3:59.477							
3	1:58.547	22.915	36.049	25.133	140.5	5:58.024							
4	1:58.940	23.229	36.134	24.842	140.0	7:56.964							
5	1:58.418	22.755	35.865	25.193	140.7	9:55.382							
6	1:58.440	22.877	36.262	24.654	140.6	11:53.822							
7	1:57.397	22.188	35.860	25.325	141.9	13:51.219							
8	1:58.110	22.983	35.884	25.003	141.0	15:49.329							
9	1:59.146	23.694	35.922	24.886	139.8	17:48.475							
10	1:58.783	22.595	36.553	25.037	140.2	19:47.258							
11	1:58.351	22.562	36.057	24.996	140.7	21:45.609							
12	1:59.253	23.825	35.771	25.080	139.7	23:44.862							
43 Steward GARCIA CORREA COL							FUSIÓN RACING TEAM KAWASAKI						
1	2:04.752	27.252	37.133	25.171	129.4	2:04.752							
2	1:59.985	22.705	36.538	25.381	138.8	4:04.737							
3	1:59.192	22.682	36.550	25.127	139.8	6:03.929							
4	1:59.685	22.813	36.399	25.123	139.2	8:03.614							
5	1:59.065	22.736	36.409	24.990	139.9	10:02.679							
6	1:59.997	23.299	36.346	25.233	138.8	12:02.676							
7	1:58.914	23.067	36.191	24.962	140.1	14:01.590							
8	1:58.870	22.630	36.186	25.273	140.1	16:00.460							
9	1:58.294	22.421	36.166	24.949	140.8	17:58.754							
10	1:58.879	22.904	36.463	24.933	140.1	19:57.633							
11	1:59.153	22.974	36.636	24.906	139.8	21:56.786							
12	1:58.645	22.856	36.042	25.143	140.4	23:55.431							
53 Hector YEBRA PEREZ ESP							HYCOMPETICION TEAM KAWASAKI						
1	2:04.709	26.852	37.203	25.491	129.4	2:04.709							
2	1:59.569	22.521	36.197	25.370	139.3	4:04.278							
3	1:58.967	22.614	36.380	25.366	140.0	6:03.245							
4	2:00.045	23.409	36.275	25.236	138.8	8:03.290							
5	1:59.708	23.314	36.629	24.892	139.1	10:02.998							
6	1:59.922	23.078	36.407	25.368	138.9	12:02.920							
7	1:58.451	22.522	36.233	24.984	140.6	14:01.371							
8	1:58.438	22.737	35.935	25.052	140.6	15:59.809							
9	1:58.464	22.903	35.945	24.900	140.6	17:58.273							
10	1:59.163	23.273	36.173	25.016	139.8	19:57.436							
11	1:59.018	23.271	35.850	25.286	140.0	21:56.454							



SBK Junior CAMPEONATO DE ESPAÑA DE SUPERBIKE

Carrera 1

Analysis

■ Personal Best ■ Session Best B Crossing the finish line in pit lane

Lap	Time	Sector 1	Sector 2	Sector 3	Kph	Elapsed	Lap	Time	Sector 1	Sector 2	Sector 3	Kph	Elapsed	
12	1:58.448	23.056	35.817	25.060	140.6	23:54.902	9	1:58.242	22.482	36.028	24.873	140.9	17:59.105	
56 Dayron MORILLAS ZAMORA ESP							10 1:58.821 22.614 36.554 25.011 140.2 19:57.926							
YAMAHA MS RACING YAMAHA							11 1:58.826 23.006 36.161 24.990 140.2 21:56.752							
1	2:08.396	29.118	37.893	25.628	125.7	2:08.396	12	2:00.137	22.664	37.484	25.019	138.7	23:56.889	
2	2:02.003	23.466	36.816	25.904	136.5	4:10.399	74 Juan Antonio CONESA BENITO ESP						128.0	2:06.146
3	2:01.042	23.420	36.530	25.728	137.6	6:11.441	GASSS RACING TEAM YAMAHA						139.5	4:05.513
4	2:00.887	23.204	36.659	25.728	137.8	8:12.328	1	2:06.146	27.457	37.755	25.778	128.0	2:06.146	
5	2:00.974	23.231	36.565	25.666	137.7	10:13.302	2	1:59.367	23.029	36.017	24.911	139.5	4:05.513	
6	2:00.878	23.188	36.536	25.671	137.8	12:14.180	3	1:58.975	22.702	36.072	25.144	140.0	6:04.488	
7	2:01.024	23.195	36.625	25.813	137.6	14:15.204	4	1:59.587	22.598	36.528	25.191	139.3	8:04.075	
8	2:01.115	23.184	36.542	25.952	137.5	16:16.319	5	1:59.750	22.880	36.559	25.328	139.1	10:03.825	
9	2:01.543	23.426	36.707	25.761	137.0	18:17.862	6	1:59.777	22.686	36.418	25.162	139.1	12:03.602	
10	2:01.429	23.253	36.792	25.780	137.2	20:19.291	7	1:58.903	22.824	35.933	25.106	140.1	14:02.505	
11	2:01.688	23.256	36.702	26.161	136.9	22:20.979	8	1:58.720	22.712	36.078	25.028	140.3	16:01.225	
12	2:01.194	23.310	36.656	25.705	137.4	24:22.173	9	1:58.591	22.525	36.368	24.955	140.5	17:59.816	
59 Sergio JIMENEZ GONZALEZ ESP							10 1:58.944 22.808 36.001 25.207 140.0 19:58.760							
I+DENT RACING TEAM YAMAHA							11 1:58.898 22.652 36.197 25.090 140.1 21:57.658							
1	2:06.612	27.710	37.503	25.857	127.5	2:06.612	12	1:59.393	22.817	36.390	25.017	139.5	23:57.051	
2	1:59.336	22.678	36.274	25.359	139.6	4:05.948	78 Daniel MOGEDA VENDRELLS ESP						133.0	2:01.377
3	1:59.102	22.607	36.107	25.457	139.9	6:05.050	TEAM SPN RACING-598 KAWASAKI						140.7	3:59.787
4	1:59.387	22.474	36.376	25.458	139.5	8:04.437	1	2:01.377	25.428	36.110	25.106	133.0	2:01.377	
5	1:59.234	22.674	36.428	25.166	139.7	10:03.671	2	1:58.410	22.607	36.078	25.044	140.7	3:59.787	
6	2:01.121	22.608	36.927	25.326	137.5	12:04.792	3	1:58.181	22.524	36.039	25.129	140.9	5:57.968	
7	1:59.182	22.630	35.986	25.222	139.8	14:03.974	4	1:58.606	22.621	36.168	25.183	140.4	7:56.574	
8	2:00.078	23.409	36.357	25.346	138.7	16:04.052	5	1:58.302	22.548	36.156	25.051	140.8	9:54.876	
9	1:59.705	22.972	36.309	25.363	139.2	18:03.757	6	1:58.522	22.831	35.976	25.114	140.5	11:53.398	
10	2:00.754	23.365	36.530	25.566	137.9	20:04.511	7	1:59.349	23.254	36.343	24.870	139.6	13:52.747	
11	2:00.692	23.379	36.446	25.574	138.0	22:05.203	8	1:57.097	22.066	35.775	24.915	142.3	15:49.844	
12	2:02.072	23.475	36.829	25.706	136.5	24:07.275	9	1:58.299	22.475	36.013	25.174	140.8	17:48.143	
61 Iker GARCIA ABELLA ESP							10 2:00.033 23.104 36.796 25.096 138.8 19:48.176							
TEAM ALARXA RACING KAWASAKI							11 1:58.047 22.517 35.895 25.005 141.1 21:46.223							
1	2:02.599	26.283	36.569	25.164	131.7	2:02.599	12	1:57.897	22.075	35.972	25.064	141.3	23:44.120	
2	1:58.516	22.876	35.717	25.126	140.5	4:01.115	88 Biel CABANA AYGUASENOSA ESP						126.3	2:07.783
3	1:58.048	22.473	35.905	24.837	141.1	5:59.163	YAMAHA						135.1	4:11.065
4	1:58.278	22.674	35.899	24.847	140.8	7:57.441	1	2:07.783	28.040	37.501	26.290	126.3	2:07.783	
5	1:58.433	22.587	36.019	24.968	140.6	9:55.874	2	2:03.282	24.217	37.387	25.562	135.1	4:11.065	
6	1:58.199	22.675	36.257	24.816	140.9	11:54.073	3	2:02.688	23.564	37.459	25.732	135.8	6:13.753	
7	1:58.928	22.692	36.362	25.151	140.1	13:53.001	4	2:01.347	23.377	36.922	25.595	137.3	8:15.100	
8	1:58.440	22.731	36.146	24.777	140.6	15:51.441	5	2:01.543	23.279	37.010	25.579	137.0	10:16.643	
9	1:57.425	22.450	35.847	24.624	141.9	17:48.866	6	2:01.477	23.362	36.841	25.506	137.1	12:18.120	
10	1:58.978	22.823	36.237	25.077	140.0	19:47.844	7	2:01.005	23.306	36.728	25.475	137.7	14:19.125	
11	1:58.275	22.748	35.918	24.796	140.8	21:46.119	8	2:01.293	23.369	36.862	25.518	137.3	16:20.418	
12	1:58.557	22.440	36.308	25.127	140.5	23:44.676	9	2:01.001	23.281	36.679	25.498	137.7	18:21.419	
72 Yeray RUIZ RUIZ ESP							10 2:01.263 23.399 36.690 25.481 137.4 20:22.682							
FIFTY MOTORSPORT KAWASAKI							11 2:01.229 23.497 36.491 25.669 137.4 22:23.911							
1	2:04.956	27.804	37.031	25.240	129.2	2:04.956	12	2:01.237	23.760	36.656	25.352	137.4	24:25.148	
2	1:59.196	22.406	36.373	25.076	139.7	4:04.152	91 Borja JIMENEZ VICENTE ESP						130.0	2:04.175
3	1:59.445	22.538	36.768	25.289	139.5	6:03.597	POLI-SPORT RACING KAWASAKI						138.7	4:04.228
4	1:59.675	22.707	36.503	25.432	139.2	8:03.272	1	2:04.175	27.119	36.830	25.359	130.0	2:04.175	
5	1:59.563	23.220	36.478	25.070	139.3	10:02.835	2	2:00.053	22.650	36.982	25.169	138.7	4:04.228	
6	1:59.959	22.558	36.823	25.631	138.9	12:02.794	3	1:59.590	23.009	36.588	25.221	139.3	6:03.818	
7	1:59.654	23.185	36.296	25.042	139.2	14:02.448	4	2:00.337	23.015	36.731	25.339	138.4	8:04.155	
8	1:58.415	22.278	36.123	25.073	140.7	16:00.863	5	1:59.154	22.628	36.465	25.117	139.8	10:03.309	



SBK Junior

CAMPEONATO DE ESPAÑA DE SUPERBIKE

Carrera 1

Analysis

■ Personal Best ■ Session Best B Crossing the finish line in pit lane

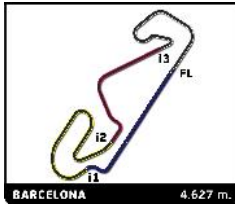
Lap	Time	Sector 1	Sector 2	Sector 3	Kph	Elapsed	Lap	Time	Sector 1	Sector 2	Sector 3	Kph	Elapsed
6	1:59.707	22.824	36.566	25.334	139.1	12:03.016							
7	1:59.307	22.837	36.172	24.938	139.6	14:02.323							
8	1:58.746	22.609	36.088	25.118	140.3	16:01.069							
9	1:58.221	22.545	36.051	24.852	140.9	17:59.290							
10	1:58.961	22.690	36.389	25.028	140.0	19:58.251							
11	1:59.124	22.800	36.390	24.903	139.8	21:57.375							
12	1:59.924	22.960	36.363	25.173	138.9	23:57.299							

94 **Facundo Andres LLAMBIAS ROSAS** URU
KAWASAKI PL RACING JUNIOR TEAM KAWASAKI

1	2:05.970	27.381	37.117	25.331	128.2	2:05.970
2	2:01.175	23.095	37.056	25.461	137.5	4:07.145
3	2:06.648	27.169	38.264	25.543	131.5	6:13.793
4	2:01.020	23.030	36.954	25.602	137.6	8:14.813
5	2:01.785	23.446	37.035	25.575	136.8	10:16.598
6	2:01.439	23.225	36.796	25.638	137.2	12:18.037
7	2:01.042	23.201	36.729	25.530	137.6	14:19.079
8	2:01.298	23.238	36.748	25.708	137.3	16:20.377
9	2:00.961	23.094	36.670	25.595	137.7	18:21.338
10	2:01.313	23.148	36.737	25.658	137.3	20:22.651
11	2:01.176	23.190	36.715	25.652	137.5	22:23.827
12	2:00.675	23.050	36.610	25.442	138.0	24:24.502

99 **Josue SANCHEZ ARROYO** ESP
ALMA RACING TEAM KAWASAKI

1	2:04.191	27.194	36.393	25.376	130.0	2:04.191
2	1:59.784	22.784	36.286	25.365	139.1	4:03.975
3	1:59.315	23.088	36.034	25.567	139.6	6:03.290
4	1:59.650	23.188	36.023	25.554	139.2	8:02.940
5	1:59.369	23.149	35.998	25.335	139.5	10:02.309
6	2:00.281	23.548	36.169	25.443	138.5	12:02.590
7	1:59.494	22.713	36.083	25.178	139.4	14:02.084
8	1:58.552	22.558	35.814	25.240	140.5	16:00.636
9	1:57.947	22.377	35.741	25.040	141.2	17:58.583
10	1:59.599	22.838	36.411	25.355	139.3	19:58.182
11	1:59.272	22.303	36.474	25.026	139.7	21:57.454
12	1:58.646	22.606	36.072	25.137	140.4	23:56.100

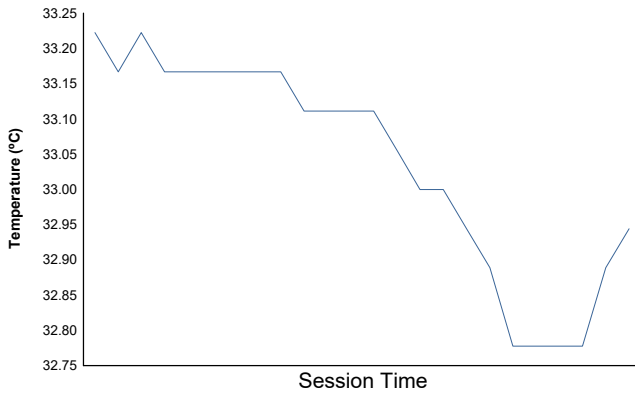


CAMPEONATO DE ESPAÑA DE SUPERBIKE

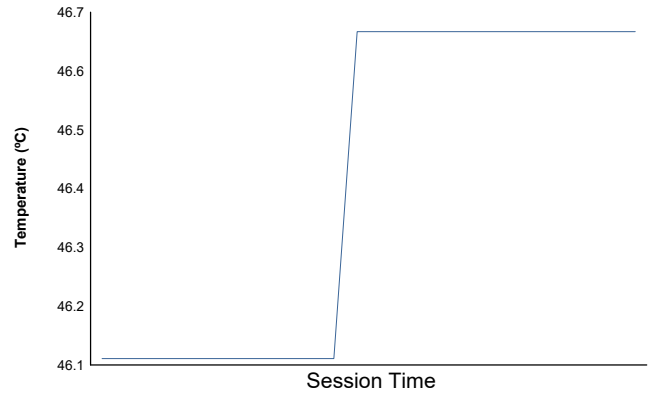
SBK Junior
Carrera 1

Weather Report

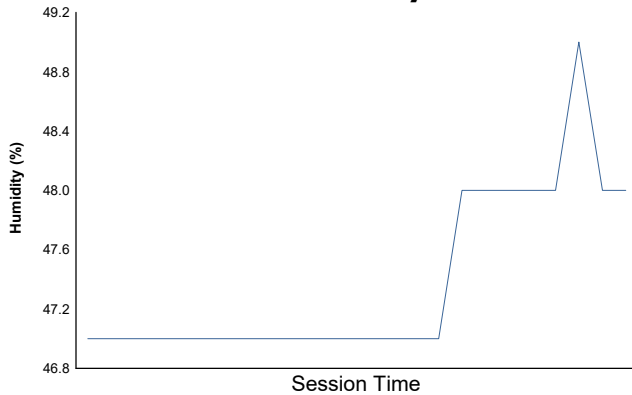
Air Temperature



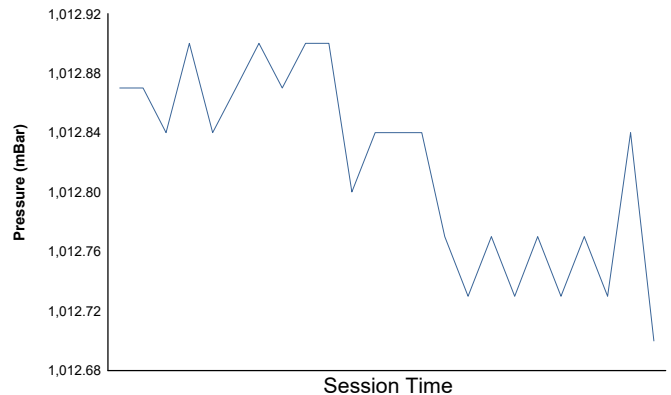
Track Temperature



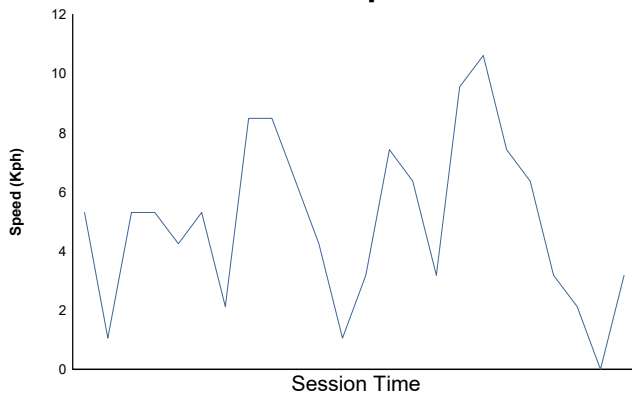
Humidity



Pressure

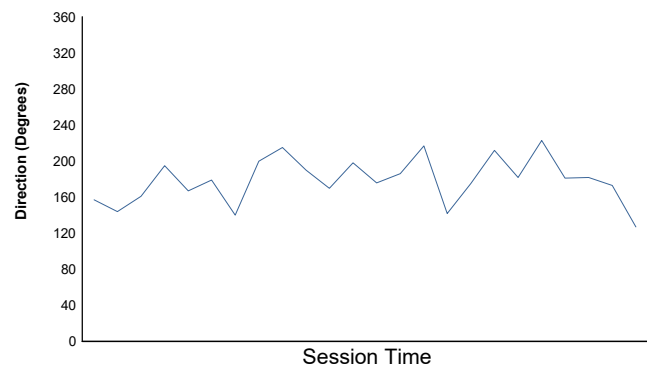


Wind Speed



Wind direction

North = 0°/360° Est = 90° South = 180° West = 270°



Track Status: **DRY**