

SBK Junior CAMPEONATO DE ESPAÑA DE SUPERBIKE Entrenamiento Cronometrado

Classification

No	Rider	Nat	Team	Bike	Tires	Cl.	Time	Lap Total	Gap	Kph
1	4 Eric FERNANDEZ ROBLEDILLO	ESP	TEAM SPEED RACING	KAWASAKI	PIRELLI	Kawasaki	1:56.759	10 12	-	142.7
2	42 Raul PEREZ ORNEDO	ESP	TEAM ALARXA RACING	KAWASAKI	PIRELLI	Kawasaki	1:57.080	9 11	+0.321	142.3
3	78 Daniel MOGEDA VENDRELLS	ESP	TEAM SPN RACING-598	KAWASAKI	PIRELLI	Kawasaki	1:57.113	9 11	+0.354	142.2
4	61 Iker GARCIA ABELLA	ESP	TEAM ALARXA RACING	KAWASAKI	PIRELLI	Kawasaki	1:57.243	12 13	+0.484	142.1
5	37 Mauro GONZALEZ ROJAS	ESP	ARCO-MOTORR UNIVERSITY TEAM	YAMAHA	PIRELLI	Yamaha	1:57.625	6 12	+0.866	141.6
6	18 Angel HEREDIA MARTINEZ	ESP	DEZA ISMABON RACING TEAM	KAWASAKI	PIRELLI	Kawasaki	1:57.672	12 14	+0.913	141.6
7	8 Carlos GIMENEZ DE TORRES	ESP	ARCO-MOTOR UNIVERSITY TEAM	YAMAHA	PIRELLI	Yamaha	1:57.722	3 10	+0.963	141.5
8	11 Javier CORRAL ARIAS	ESP	I+DENT RACING TEAM	YAMAHA	PIRELLI	Yamaha	1:57.867	4 8	+1.108	141.3
9	72 Yeray RUIZ RUIZ	ESP	FIFTY MOTORSPORT	KAWASAKI	PIRELLI	Kawasaki	1:58.005	13 13	+1.246	141.2
10	5 Francesc PEREZ CASAS	ESP	ETG RACING	YAMAHA	PIRELLI		1:58.041	10 13	+1.282	141.1
11	30 Miguel ROMAN SANCHEZ	ESP	SPEED RACING TEAM	KAWASAKI	PIRELLI	Kawasaki	1:58.103	12 14	+1.344	141.0
12	39 Enzo VALENTIM GARCIA	BRA	TEAM SPN RACING-598	KAWASAKI	PIRELLI	Kawasaki	1:58.217	11 11	+1.458	140.9
13	43 Steward GARCIA CORREA	COL	FUSIÓN RACING TEAM	KAWASAKI	PIRELLI	Kawasaki	1:58.315	4 9	+1.556	140.8
14	35 Yeray SAIZ MARQUEZ	ESP	MOTORBIKE MOYA & TECNIRACING	KAWASAKI	PIRELLI	Kawasaki	1:58.377	12 14	+1.618	140.7
15	53 Hector YEBRA PEREZ	ESP	HYCOMPETICION TEAM	KAWASAKI	PIRELLI	Kawasaki	1:58.429	3 13	+1.670	140.7
16	59 Sergio JIMENEZ GONZALEZ	ESP	I+DENT RACING TEAM	YAMAHA	PIRELLI	Yamaha	1:58.565	4 11	+1.806	140.5
17	94 Facundo Andres LLAMBIAS RURU	URU	KAWASAKI PL RACING JUNIOR TEAM	KAWASAKI	PIRELLI	Kawasaki	1:58.667	5 12	+1.908	140.4
18	74 Juan Antonio CONESA BENITEZ	ESP	GASSS RACING TEAM	YAMAHA	PIRELLI	Yamaha	1:58.808	12 12	+2.049	140.2
19	28 Luis Felipe ARREDONDO GIRCOL	COL	TSM LORENZO	KAWASAKI	PIRELLI	Kawasaki	1:58.847	9 12	+2.088	140.2
20	91 Borja JIMENEZ VICENTE	ESP	POLI-SPORT RACING	KAWASAKI	PIRELLI	Kawasaki	1:59.197	15 15	+2.438	139.7
21	99 Josue SANCHEZ ARROYO	ESP	ALMA RACING TEAM	KAWASAKI	PIRELLI	Kawasaki	1:59.990	11 13	+3.231	138.8
22	15 Aaron GARCIA VAZQUEZ	ESP	TJT RACING	KAWASAKI	PIRELLI	Kawasaki	2:00.138	11 14	+3.379	138.7
23	21 Jordi RAPOSEIRAS BERENGUAND	AND	TEAM ALARXA RACING	KAWASAKI	PIRELLI	Kawasaki	2:00.244	12 13	+3.485	138.5
24	88 Biel CABANA AYGUASENOS	ESP		YAMAHA	PIRELLI		2:00.524	12 14	+3.765	138.2
25	56 Dayron MORILLAS ZAMORA	ESP	YAMAHA MS RACING	YAMAHA	PIRELLI		2:01.452	11 13	+4.693	137.2
26	38 Ola NESBAKKEN GRANSHAGEN	ESP	TEAM TACK KAWASAKI	KAWASAKI	PIRELLI	Kawasaki	2:02.866	11 15	+6.107	135.6
27	36 Juho KANTOLA	FIN	KALLIO RACING JUNIOR TEAM	KTM	PIRELLI		2:04.409	5 12	+7.650	133.9

Max. qual. time: 2:10.770

81 Juan Esteban RIVERA COLORADO AUSTIN RACING & VHC LIQUIMOLY KAWASAKI PIRELLI Kawasaki

Fastest Lap: Lap 10 Eric FERNANDEZ ROBLEDILLO **1:56.759** 142.7 Kph

Published at:

Track Status: **DRY**

Race Director:

Timekeeper:



SBK Junior CAMPEONATO DE ESPAÑA DE SUPERBIKE Entrenamiento Cronometrado

Best Sector Times

Sector 1			Sector 2			Sector 3			Ideal Lap	Best Lap	
Pos	No Rider	Time	No Rider	Time	No Rider	Time	Pos	No Rider			
1	18 A.HEREDIA MARTINEZ	22.259	42 R.PEREZ ORNEDO	35.435	42 R.PEREZ ORNEDO	24.519	1	4 E.FERNANDEZ ROBLLEDILLO	1:56.362	1:56.759	(1)
2	78 D.MOGEDA VENDRELLS	22.350	8 C.GIMENEZ DE TORRES	35.513	11 J.CORRAL ARIAS	24.548	2	42 R.PEREZ ORNEDO	1:56.592	1:57.080	(2)
3	72 Y.RUIZ RUIZ	22.394	78 D.MOGEDA VENDRELLS	35.595	4 E.FERNANDEZ ROBLLEDILLO	24.582	3	78 D.MOGEDA VENDRELLS	1:56.620	1:57.113	(3)
4	4 E.FERNANDEZ ROBLLEDILLO	22.431	37 M.GONZALEZ ROJAS	35.597	61 I.GARCIA ABELLA	24.589	4	61 I.GARCIA ABELLA	1:56.837	1:57.243	(4)
5	37 M.GONZALEZ ROJAS	22.449	4 E.FERNANDEZ ROBLLEDILLO	35.611	8 C.GIMENEZ DE TORRES	24.604	5	18 A.HEREDIA MARTINEZ	1:57.062	1:57.672	(6)
6	61 I.GARCIA ABELLA	22.473	61 I.GARCIA ABELLA	35.626	78 D.MOGEDA VENDRELLS	24.614	6	8 C.GIMENEZ DE TORRES	1:57.128	1:57.722	(7)
7	5 F.PEREZ CASAS	22.475	11 J.CORRAL ARIAS	35.695	35 Y.SAIZ MARQUEZ	24.716	7	5 F.PEREZ CASAS	1:57.287	1:58.041	(10)
8	39 E.VALENTIM GARCIA	22.573	5 F.PEREZ CASAS	35.737	18 A.HEREDIA MARTINEZ	24.727	8	11 J.CORRAL ARIAS	1:57.465	1:57.867	(8)
9	43 S.GARCIA CORREA	22.576	53 H.YEBRA PEREZ	35.800	5 F.PEREZ CASAS	24.747	9	37 M.GONZALEZ ROJAS	1:57.505	1:57.625	(5)
10	42 R.PEREZ ORNEDO	22.602	18 A.HEREDIA MARTINEZ	35.833	53 H.YEBRA PEREZ	24.833	10	72 Y.RUIZ RUIZ	1:57.585	1:58.005	(9)
11	8 C.GIMENEZ DE TORRES	22.632	94 F.LLAMBIAS ROSAS	35.855	30 M.ROMAN SANCHEZ	24.841	11	35 Y.SAIZ MARQUEZ	1:57.862	1:58.377	(14)
12	94 F.LLAMBIAS ROSAS	22.715	30 M.ROMAN SANCHEZ	35.868	94 F.LLAMBIAS ROSAS	24.857	12	53 H.YEBRA PEREZ	1:57.946	1:58.429	(15)
13	35 Y.SAIZ MARQUEZ	22.729	59 S.JIMENEZ GONZALEZ	35.882	59 S.JIMENEZ GONZALEZ	24.883	13	43 S.GARCIA CORREA	1:58.085	1:58.315	(13)
14	11 J.CORRAL ARIAS	22.788	72 Y.RUIZ RUIZ	35.922	74 J.CONESA BENITO	24.939	14	30 M.ROMAN SANCHEZ	1:58.091	1:58.103	(11)
15	53 H.YEBRA PEREZ	22.789	39 E.VALENTIM GARCIA	35.943	72 Y.RUIZ RUIZ	24.949	15	39 E.VALENTIM GARCIA	1:58.134	1:58.217	(12)
16	28 LARRREDONDO GIRALDO	22.823	35 Y.SAIZ MARQUEZ	36.020	39 E.VALENTIM GARCIA	24.962	16	94 F.LLAMBIAS ROSAS	1:58.197	1:58.667	(17)
17	91 B.JIMENEZ VICENTE	22.827	28 LARRREDONDO GIRALDO	36.059	91 B.JIMENEZ VICENTE	24.990	17	59 S.JIMENEZ GONZALEZ	1:58.320	1:58.565	(16)
18	99 J.SANCHEZ ARROYO	22.855	74 J.CONESA BENITO	36.103	28 LARRREDONDO GIRALDO	24.996	18	28 LARRREDONDO GIRALDO	1:58.508	1:58.847	(19)
19	30 M.ROMAN SANCHEZ	22.872	43 S.GARCIA CORREA	36.152	43 S.GARCIA CORREA	25.001	19	74 J.CONESA BENITO	1:58.743	1:58.808	(18)
20	74 J.CONESA BENITO	22.926	91 B.JIMENEZ VICENTE	36.302	37 M.GONZALEZ ROJAS	25.071	20	91 B.JIMENEZ VICENTE	1:58.754	1:59.197	(20)
21	56 D.MORILLAS ZAMORA	22.938	56 D.MORILLAS ZAMORA	36.387	15 A.GARCIA VAZQUEZ	25.325	21	99 J.SANCHEZ ARROYO	1:59.841	1:59.990	(21)
22	59 S.JIMENEZ GONZALEZ	22.951	21 J.RAPOSEIRAS BERENGUERAS	36.419	88 B.CABANA AYGUASENOSA	25.342	22	21 J.RAPOSEIRAS BERENGUERAS	1:59.849	2:00.244	(23)
23	15 A.GARCIA VAZQUEZ	23.021	99 J.SANCHEZ ARROYO	36.471	21 J.RAPOSEIRAS BERENGUERAS	25.354	23	15 A.GARCIA VAZQUEZ	2:00.014	2:00.138	(22)
24	21 J.RAPOSEIRAS BERENGUERAS	23.064	88 B.CABANA AYGUASENOSA	36.478	99 J.SANCHEZ ARROYO	25.486	24	88 B.CABANA AYGUASENOSA	2:00.510	2:00.524	(24)
25	38 O.NESBAKKEN GRANSHAGEN	23.601	15 A.GARCIA VAZQUEZ	36.587	56 D.MORILLAS ZAMORA	25.593	25	56 D.MORILLAS ZAMORA	2:00.516	2:01.452	(25)
26	88 B.CABANA AYGUASENOSA	23.677	38 O.NESBAKKEN GRANSHAGEN	37.377	38 O.NESBAKKEN GRANSHAGEN	25.669	26	38 O.NESBAKKEN GRANSHAGEN	2:02.513	2:02.866	(26)
27	36 J.KANTOLA	23.788	36 J.KANTOLA	37.631	36 J.KANTOLA	25.894	27	36 J.KANTOLA	2:03.569	2:04.409	(27)



SBK Junior

CAMPEONATO DE ESPAÑA DE SUPERBIKE

After Entrenamiento Cronometrado

Event maximum speed

No Rider	Team	Bike	Class	Top Speed	Lap	Session
78 Daniel MOGEDA VENDRELLS	TEAM SPN RACING-598	KAWASAKI	Kawasaki	206.5	11	Entrenamiento Cronome
72 Yeray RUIZ RUIZ	FIFTY MOTORSPORT	KAWASAKI	Kawasaki	204.9	10	Entrenamiento Cronome
28 Luis Felipe ARREDONDO GIRALDO	TSM LORENZO	KAWASAKI	Kawasaki	204.5	6	Entrenamiento Cronome
61 Iker GARCIA ABELLA	TEAM ALARXA RACING	KAWASAKI	Kawasaki	204.2	6	Entrenamiento Cronome
18 Angel HEREDIA MARTINEZ	DEZA ISMABON RACING TEAM	KAWASAKI	Kawasaki	203.8	2	Entrenamiento Cronome
5 Francesc PEREZ CASAS	ETG RACING	YAMAHA		203.4	11	Entrenamiento Cronome
91 Borja JIMENEZ VICENTE	POLI-SPORT RACING	KAWASAKI	Kawasaki	202.6	2	Entrenamiento Cronome
43 Steward GARCIA CORREA	FUSIÓN RACING TEAM	KAWASAKI	Kawasaki	201.9	5	Entrenamiento Cronome
39 Enzo VALENTIM GARCIA	TEAM SPN RACING-598	KAWASAKI	Kawasaki	201.5	8	Entrenamiento Cronome
94 Facundo Andres LLAMBIAS ROSAS	KAWASAKI PL RACING JUNIOR TEAM	KAWASAKI	Kawasaki	201.5	6	Entrenamiento Cronome
4 Eric FERNANDEZ ROBLDILLO	TEAM SPEED RACING	KAWASAKI	Kawasaki	201.1	11	Entrenamiento Cronome
8 Carlos GIMENEZ DE TORRES	ARCO-MOTOR UNIVERSITY TEAM	YAMAHA	Yamaha	201.1	3	Entrenamiento Cronome
37 Mauro GONZALEZ ROJAS	ARCO-MOTORR UNIVERSITY TEAM	YAMAHA	Yamaha	200.7	10	Entrenamiento Cronome
53 Hector YEBRA PEREZ	HYCOMPETICION TEAM	KAWASAKI	Kawasaki	200.0	13	Entrenamiento Cronome
15 Aaron GARCIA VAZQUEZ	TJT RACING	KAWASAKI	Kawasaki	199.6	11	Entrenamiento Cronome
30 Miguel ROMAN SANCHEZ	SPEED RACING TEAM	KAWASAKI	Kawasaki	199.6	12	Entrenamiento Cronome
35 Yeray SAIZ MARQUEZ	MOTORBIKE MOYA & TECNIRACING	KAWASAKI	Kawasaki	199.6	12	Entrenamiento Cronome
56 Dayron MORILLAS ZAMORA	YAMAHA MS RACING	YAMAHA		199.6	13	Entrenamiento Cronome
38 Ola NESBAKKEN GRANSHAGEN	TEAM TACK KAWASAKI	KAWASAKI	Kawasaki	198.5	4	Entrenamiento Cronome
42 Raul PEREZ ORNEDO	TEAM ALARXA RACING	KAWASAKI	Kawasaki	198.5	9	Entrenamiento Cronome
99 Josue SANCHEZ ARROYO	ALMA RACING TEAM	KAWASAKI	Kawasaki	197.8	11	Entrenamiento Cronome
11 Javier CORRAL ARIAS	I+-DENT RACING TEAM	YAMAHA	Yamaha	197.4	4	Entrenamiento Cronome
59 Sergio JIMENEZ GONZALEZ	I+-DENT RACING TEAM	YAMAHA	Yamaha	196.4	4	Entrenamiento Cronome
74 Juan Antonio CONESA BENITO	GASSS RACING TEAM	YAMAHA	Yamaha	196.4	12	Entrenamiento Cronome
36 Juho KANTOLA	KALLIO RACING JUNIOR TEAM	KTM		195.7	2	Entrenamiento Cronome
21 Jordi RAPOSEIRAS BERENGUERAS	TEAM ALARXA RACING	KAWASAKI	Kawasaki	192.9	13	Entrenamiento Cronome
88 Biel CABANA AYGUASENOSA		YAMAHA		191.8	4	Entrenamiento Cronome



SBK Junior

CAMPEONATO DE ESPAÑA DE SUPERBIKE

Entrenamiento Cronometrado

Fastest Lap Sequence

Elapsed	No	Rider	Team	Bike	Class	Time	Kph	Lap
4:12.235	59	Sergio JIMENEZ GONZALEZ	I+DENT RACING TEAM	YAMAHA	Yamaha	2:00.269	138.5	2
4:12.236	11	Javier CORRAL ARIAS	I+DENT RACING TEAM	YAMAHA	Yamaha	1:59.956	138.9	2
4:12.346	78	Daniel MOGEDA VENDRELLS	TEAM SPN RACING-598	KAWASAKI	Kawasaki	1:57.512	141.7	2
6:09.743	78	Daniel MOGEDA VENDRELLS	TEAM SPN RACING-598	KAWASAKI	Kawasaki	1:57.397	141.9	3
12:39.549	42	Raul PEREZ ORNEDO	TEAM ALARXA RACING	KAWASAKI	Kawasaki	1:57.249	142.1	5
24:47.285	42	Raul PEREZ ORNEDO	TEAM ALARXA RACING	KAWASAKI	Kawasaki	1:57.080	142.3	9
26:46.589	4	Eric FERNANDEZ ROBLELLO	TEAM SPEED RACING	KAWASAKI	Kawasaki	1:56.759	142.7	10



SBK Junior CAMPEONATO DE ESPAÑA DE SUPERBIKE

Entrenamiento Cronometrado

Sector Analysis

— Invalidated Lap ■ Personal Best ■ Session Best B Crossing the pit lane

Lap	Time	Sector 1	Sector 2	Sector 3	Kph	Elapsed	Lap	Time	Sector 1	Sector 2	Sector 3	Kph	Elapsed	
4	Eric FERNANDEZ ROBLEDILLO ESP TEAM SPEED RACING KAWASAKI							15	Aaron GARCIA VAZQUEZ ESP TJT RACING KAWASAKI					
1	3:29.088	1:39.695	48.144	25.912	77.2	3:29.088	1	3:04.555	1:10.303	45.534	28.947	87.5	3:04.555	
2	2:00.258	23.645	36.793	25.249	138.5	5:29.346	2	<u>2:05.132</u>	24.579	39.157	25.864	133.1	5:09.687	
3	1:59.244	23.418	36.216	25.105	139.7	7:28.590	3	2:03.957	23.691	37.089	25.511	134.4	7:13.644	
4	1:58.261	23.221	35.986	24.860	140.9	9:26.851	4	2:01.148	23.464	36.853	25.559	137.5	9:14.792	
5	1:57.710	23.013	35.843	24.849	141.5	11:24.561	5	2:00.779	23.433	36.753	25.474	137.9	11:15.571	
6	2:08.853 B	22.767	36.213	24.737	129.3	13:33.414	6	2:10.138 B	23.383	36.740	25.620	128.0	13:25.709	
7	7:16.536	5:36.216	36.521	25.079	38.2	20:49.950	7	3:18.406	1:28.094	40.134	26.099	84.0	16:44.115	
8	1:59.473	23.425	36.104	25.004	139.4	22:49.423	8	2:01.047	23.420	37.014	25.336	137.6	18:45.162	
9	2:00.407	24.052	37.358	24.582	138.3	24:49.830	9	2:00.316	23.021	36.615	25.513	138.4	20:45.478	
10	1:56.759	22.751	35.611	24.659	142.7	26:46.589	10	2:00.500	23.209	36.641	25.325	138.2	22:45.978	
11	1:58.108	22.431	35.959	24.778	141.0	28:44.697	11	2:00.138	23.060	36.587	25.410	138.7	24:46.116	
12	1:59.937	22.883	36.500	25.301	138.9	30:44.634	12	<u>2:02.706</u>	23.168	38.742	25.590	135.7	26:48.822	
							13	2:00.819	23.135	36.888	25.471	137.9	28:49.641	
							14	2:18.789 B	23.798	41.652	26.881	120.0	31:08.430	
5	Francesc PEREZ CASAS ESP ETG RACING YAMAHA							18	Angel HEREDIA MARTINEZ ESP DEZA ISMABON RACING TEAM KAWASAKI					
1	2:40.003	58.615	36.674	25.927	100.9	2:40.003	1	2:40.855	59.107	37.343	25.627	100.4	2:40.855	
2	1:58.848	22.988	36.025	25.139	140.2	4:38.851	2	1:58.480	22.779	36.058	25.092	140.6	4:39.335	
3	1:58.945	23.427	35.977	24.961	140.0	6:37.796	3	1:58.449	22.601	36.253	24.908	140.6	6:37.784	
4	1:58.441	23.230	35.737	24.757	140.6	8:36.237	4	1:59.936	23.628	36.258	24.985	138.9	8:37.720	
5	2:03.716	23.853	37.582	25.967	134.6	10:39.953	5	2:03.190	22.757	38.718	25.529	135.2	10:40.910	
6	2:14.086 B	23.831	36.616	25.288	124.2	12:54.039	6	2:00.809	23.078	36.970	25.461	137.9	12:41.719	
7	5:54.447	4:18.476	36.230	25.021	47.0	18:48.486	7	1:58.564	22.615	36.004	24.727	140.5	14:40.283	
8	1:58.250	23.229	35.826	24.747	140.9	20:46.736	8	2:01.037	23.468	37.032	25.411	137.6	16:41.320	
9	1:58.862	22.813	35.851	25.305	140.1	22:45.598	9	2:10.860 B	22.627	36.596	25.351	127.3	18:52.180	
10	1:58.041	22.956	35.926	24.831	141.1	24:43.639	10	3:55.323	2:04.128	37.572	26.772	70.8	22:47.503	
11	1:59.155	22.714	36.716	25.289	139.8	26:42.794	11	1:58.115	22.754	35.974	24.825	141.0	24:45.618	
12	1:58.399	22.877	35.787	25.065	140.7	28:41.193	12	1:57.672	22.703	35.959	24.767	141.6	26:43.290	
13	1:58.103	22.475	35.935	25.047	141.0	30:39.296	13	1:57.775	22.259	35.833	24.924	141.4	28:41.065	
							14	1:59.782	23.014	36.549	25.360	139.1	30:40.847	
8	Carlos GIMENEZ DE TORRES ESP ARCO-MOTOR UNIVERSITY TEAM YAMAHA							21	Jordi RAPOSEIRAS BERENGUERAS AND TEAM ALARXA RACING KAWASAKI					
1	2:41.610	1:00.358	38.317	26.143	99.9	2:41.610	1	3:32.486	1:40.361	43.256	30.787	76.0	3:32.486	
2	1:58.862	23.272	35.968	25.160	140.1	4:40.472	2	2:14.335 B	24.132	37.794	26.442	124.0	5:46.821	
3	1:57.722	22.743	35.832	24.768	141.5	6:38.194	3	3:15.833	1:33.948	40.214	25.862	85.1	9:02.654	
4	1:58.248	22.632	35.770	25.060	140.9	8:36.442	4	2:01.781	23.571	36.993	25.707	136.8	11:04.435	
5	2:03.565	23.783	37.863	25.963	134.8	10:40.007	5	2:00.853	23.497	36.703	25.508	137.8	13:05.288	
6	1:59.876	23.514	36.077	25.005	139.0	12:39.883	6	2:01.065	23.175	36.705	25.466	137.6	15:06.353	
7	2:08.807 B	22.970	35.755	25.133	129.3	14:48.690	7	2:06.152 B	23.531	36.848	25.740	132.0	17:12.505	
8	7:51.978	6:06.284	38.525	26.641	35.3	22:40.668	8	3:43.648	2:04.861	37.582	25.778	74.5	20:56.153	
9	2:06.566	24.136	38.382	26.194	131.6	24:47.234	9	<u>2:06.238</u>	23.464	36.706	25.596	132.0	23:02.391	
10	<u>1:57.868</u>	23.171	35.513	24.743	141.3	26:45.102	10	2:00.907	23.389	36.697	25.576	137.8	25:03.298	
							11	2:00.655	23.360	36.605	25.354	138.1	27:03.953	
							12	2:00.244	23.279	36.587	25.366	138.5	29:04.197	
							13	<u>2:02.271</u>	23.064	36.419	25.801	136.2	31:06.468	
11	Javier CORRAL ARIAS ESP I+DENT RACING TEAM YAMAHA							28	Luis Felipe ARREDONDO GIRALDO COL TSM LORENZO KAWASAKI					
1	2:12.280	33.326	37.972	25.766	122.0	2:12.280	1	3:25.257	1:44.555	39.143	26.020	78.7	3:25.257	
2	1:59.956	23.018	36.273	25.079	138.9	4:12.236	2	2:00.214	23.387	36.538	25.290	138.6	5:25.471	
3	1:57.991	23.151	35.695	24.711	141.2	6:10.227	3	1:59.859	23.413	36.604	24.996	139.0	7:25.330	
4	1:57.867	22.788	35.720	24.548	141.3	8:08.094	4	1:59.322	23.060	36.304	25.172	139.6	9:24.652	
5	<u>2:10.198 B</u>	24.101	37.752	24.952	127.9	10:18.292								
6	9:59.138	8:21.537	37.069	25.473	27.8	20:17.430								
7	2:00.028	23.396	36.061	25.435	138.8	22:17.458								
8	2:07.236 B	23.372	36.078	25.876	130.9	24:24.694								



SBK Junior

CAMPEONATO DE ESPAÑA DE SUPERBIKE

Entrenamiento Cronometrado

Sector Analysis

— Invalidated Lap ■ Personal Best ■ Session Best B Crossing the pit lane

Lap	Time	Sector 1	Sector 2	Sector 3	Kph	Elapsed
5	1:59.137	22.969	36.145	25.194	139.8	11:23.789
6	1:59.328	22.855	36.304	25.199	139.6	13:23.117
7	2:25.635 B	23.180	41.709	26.432	114.4	15:48.752
8	8:05.980	6:29.340	36.619	25.254	34.3	23:54.732
9	1:58.847	22.823	36.059	25.335	140.2	25:53.579
10	1:59.061	22.949	36.167	25.199	139.9	27:52.640
11	1:59.269	22.971	36.208	25.171	139.7	29:51.909
12	1:59.377	23.043	36.334	25.162	139.5	31:51.286

30 Miguel ROMAN SANCHEZ ESP						
SPEED RACING TEAM KAWASAKI						
Lap	Time	Sector 1	Sector 2	Sector 3	Kph	Elapsed
1	3:29.979	1:39.644	48.657	26.048	76.9	3:29.979
2	2:00.198	23.454	36.702	25.103	138.6	5:30.177
3	1:59.440	23.302	36.224	25.146	139.5	7:29.617
4	1:59.019	23.082	36.165	25.052	140.0	9:28.636
5	1:59.147	23.104	36.369	25.146	139.8	11:27.783
6	1:59.162	23.130	36.330	25.005	139.8	13:26.945
7	2:21.712 B	22.939	36.329	24.884	117.5	15:48.657
8	3:02.150	1:25.523	36.519	25.265	91.4	18:50.807
9	1:59.468	23.211	36.454	25.110	139.4	20:50.275
10	<u>2:00.433</u>	23.580	37.284	25.059	138.3	22:50.708
11	<u>1:59.295</u>	23.032	36.423	25.179	139.6	24:50.003
12	1:58.103	22.872	35.868	24.841	141.0	26:48.106
13	1:58.841	22.929	36.086	25.038	140.2	28:46.947
14	1:58.942	22.983	36.154	25.014	140.0	30:45.889

35 Yeray SAIZ MARQUEZ ESP						
MOTORBIKE MOYA & TECNIRACING KAWASAKI						
Lap	Time	Sector 1	Sector 2	Sector 3	Kph	Elapsed
1	3:00.404	1:19.483	38.516	26.430	89.5	3:00.404
2	1:59.841	23.509	36.195	25.394	139.0	5:00.245
3	1:59.466	23.281	36.130	25.149	139.4	6:59.711
4	<u>1:59.895</u>	23.123	36.550	25.498	138.9	8:59.606
5	2:10.856 B	23.089	36.064	25.114	127.3	11:10.462
6	3:35.773	1:59.627	36.425	25.128	77.2	14:46.235
7	1:58.603	23.108	36.020	25.078	140.4	16:44.838
8	1:59.667	22.884	36.067	24.816	139.2	18:44.505
9	1:58.792	22.729	36.281	24.913	140.2	20:43.297
10	2:00.460	23.407	36.140	25.116	138.3	22:43.757
11	1:58.851	22.796	36.211	24.716	140.2	24:42.608
12	1:58.377	22.730	36.188	24.905	140.7	26:40.985
13	1:59.371	23.051	36.235	25.345	139.5	28:40.356
14	1:59.187	23.174	36.466	25.122	139.8	30:39.543

36 Juho KANTOLA FIN						
KALLIO RACING JUNIOR TEAM KTM						
Lap	Time	Sector 1	Sector 2	Sector 3	Kph	Elapsed
1	2:41.516	59.451	37.966	26.070	99.9	2:41.516
2	2:05.110	23.788	37.782	25.894	133.1	4:46.626
3	2:04.660	24.015	37.850	26.187	133.6	6:51.286
4	2:04.693	24.234	37.755	26.241	133.6	8:55.979
5	2:04.409	24.062	37.781	26.310	133.9	11:00.388
6	2:04.552	24.214	37.631	26.095	133.7	13:04.940
7	2:04.954	24.311	37.658	26.393	133.3	15:09.894
8	2:24.147 B	24.364	37.874	27.239	115.6	17:34.041
9	<u>7:18.275</u>	5:34.100	41.159	26.190	38.0	24:52.316
10	2:04.659	24.187	37.687	26.332	133.6	26:56.975
11	2:04.602	23.990	37.847	26.236	133.7	29:01.577
12	2:04.874	24.024	37.680	26.331	133.4	31:06.451

37 Mauro GONZALEZ ROJAS ESP						
ARCO-MOTORR UNIVERSITY TEAM YAMAHA						
Lap	Time	Sector 1	Sector 2	Sector 3	Kph	Elapsed
1	2:39.967	58.104	36.818	25.858	100.9	2:39.967
2	1:58.955	22.750	36.226	25.345	140.0	4:38.922
3	1:59.014	23.510	35.960	25.137	140.0	6:37.936
4	1:58.353	22.671	35.855	25.110	140.7	8:36.289
5	2:06.648	23.686	37.725	25.617	131.5	10:42.937
6	1:57.625	22.569	35.597	25.071	141.6	12:40.562
7	2:06.503 B	22.810	36.121	25.104	131.7	14:47.065
8	7:42.208	6:06.136	36.056	25.277	36.0	22:29.273
9	2:11.440	23.148	38.851	29.884	126.7	24:40.713
10	2:16.929	22.775	35.840	41.417	121.6	26:57.642
11	1:58.378	22.449	35.990	25.237	140.7	28:56.020
12	1:58.669	22.995	35.729	25.251	140.4	30:54.689

38 Ola NESBAKKEN GRANSHAGEN ESP						
TEAM TACK KAWASAKI KAWASAKI						
Lap	Time	Sector 1	Sector 2	Sector 3	Kph	Elapsed
1	2:25.399	40.881	40.368	27.120	111.0	2:25.399
2	2:04.954	24.237	38.151	26.162	133.3	4:30.353
3	2:10.463	24.390	41.742	26.359	127.7	6:40.816
4	2:03.056	23.601	37.377	25.982	135.4	8:43.872
5	2:06.990	24.443	38.385	26.298	131.2	10:50.862
6	2:03.783	23.748	37.932	25.901	134.6	12:54.645
7	2:11.677	24.366	42.349	27.569	126.5	15:06.322
8	2:03.367	23.953	37.509	25.771	135.0	17:09.689
9	2:09.643	23.845	37.890	28.470	128.5	19:19.332
10	2:03.124	23.866	37.504	25.822	135.3	21:22.456
11	2:02.866	23.694	37.417	25.669	135.6	23:25.322
12	2:09.100	24.048	40.030	27.112	129.0	25:34.422
13	2:03.516	23.866	37.576	25.946	134.9	27:37.938
14	2:04.267	23.753	37.517	26.042	134.0	29:42.205
15	2:03.093	23.719	37.505	26.003	135.3	31:45.298

39 Enzo VALENTIM GARCIA BRA						
TEAM SPN RACING-598 KAWASAKI						
Lap	Time	Sector 1	Sector 2	Sector 3	Kph	Elapsed
1	2:09.420	29.559	38.192	25.969	124.7	2:09.420
2	2:04.400	23.519	36.811	25.234	133.9	4:13.820
3	2:00.357	23.190	36.649	25.297	138.4	6:14.177
4	2:14.229 B	23.461	37.149	25.573	124.1	8:28.406
5	10:15.738	8:36.506	37.318	25.966	27.1	18:44.144
6	1:59.988	23.442	36.159	25.530	138.8	20:44.132
7	1:59.392	23.135	36.051	25.043	139.5	22:43.524
8	1:58.560	22.668	35.943	25.160	140.5	24:42.084
9	1:58.661	22.761	36.048	24.962	140.4	26:40.745
10	2:02.370	23.706	36.743	26.609	136.1	28:43.115
11	1:58.217	22.573	35.948	25.040	140.9	30:41.332

42 Raul PEREZ ORNEO ESP						
TEAM ALARXA RACING KAWASAKI						
Lap	Time	Sector 1	Sector 2	Sector 3	Kph	Elapsed
1	4:02.810	2:22.237	37.514	26.455	66.5	4:02.810
2	2:06.288	23.464	39.328	27.259	131.9	6:09.098
3	2:11.403 B	22.713	36.092	24.957	126.8	8:20.501
4	2:21.799	46.534	35.805	24.877	117.5	10:42.300
5	1:57.249	22.821	35.435	24.519	142.1	12:39.549
6	2:13.286 B	26.959	36.594	25.677	125.0	14:52.835
7	6:00.010	4:21.718	37.536	25.141	46.3	20:52.845



SBK Junior CAMPEONATO DE ESPAÑA DE SUPERBIKE

Entrenamiento Cronometrado

Sector Analysis

— Invalidated Lap ■ Personal Best ■ Session Best B Crossing the pit lane

Lap	Time	Sector 1	Sector 2	Sector 3	Kph	Elapsed	Lap	Time	Sector 1	Sector 2	Sector 3	Kph	Elapsed
8	1:57.360	22.953	35.625	24.746	141.9	22:50.205	7	10:47.733	9:09.575	37.209	25.532	25.7	23:08.129
9	1:57.080	22.602	35.600	24.783	142.3	24:47.285	8	2:01.114	23.518	36.258	25.404	137.5	25:09.243
10	2:06.234 B	22.908	35.495	24.675	132.0	26:53.519	9	2:00.366	23.466	36.457	25.340	138.4	27:09.609
11	4:06.800 B	44.346	36.781	25.388	67.5	31:00.319	10	2:00.081	23.211	36.252	25.445	138.7	29:09.690
							11	2:00.080	23.207	36.550	25.477	138.7	31:09.770

43 Steward GARCIA CORREA COL						
FUSIÓN RACING TEAM KAWASAKI						
1	2:41.578	1:00.296	38.176	25.702	99.9	2:41.578
2	2:00.596	23.879	36.752	25.251	138.1	4:42.174
3	1:58.870	23.074	36.152	25.082	140.1	6:41.044
4	1:58.315	22.800	36.158	25.001	140.8	8:39.359
5	2:08.759 B	22.576	36.420	25.528	129.4	10:48.118
6	3:52.382	2:13.429	38.188	25.273	71.7	14:40.500
7	1:59.526	23.102	36.357	25.374	139.4	16:40.026
8	1:59.696	23.361	36.471	25.245	139.2	18:39.722
9	2:12.743 B	23.556	38.121	26.038	125.5	20:52.465

53 Hector YEBRA PEREZ ESP						
HYCOMPETICION TEAM KAWASAKI						
1	3:12.866	1:15.303	42.512	31.729	83.7	3:12.866
2	1:59.635	23.380	36.550	25.181	139.2	5:12.501
3	1:58.429	22.789	35.927	24.866	140.7	7:10.930
4	1:58.628	23.112	35.957	24.833	140.4	9:09.558
5	1:59.165	23.047	36.137	24.912	139.8	11:08.723
6	2:03.687	23.061	35.800	27.983	134.7	13:12.410
7	1:58.656	23.080	35.978	25.021	140.4	15:11.066
8	2:11.786 B	23.260	36.866	25.804	126.4	17:22.852
9	5:18.544	3:39.586	37.677	25.895	52.3	22:41.396
10	1:59.003	22.925	36.164	25.014	140.0	24:40.399
11	2:00.569	23.217	36.075	25.479	138.2	26:40.968
12	2:00.108	23.274	36.256	25.430	138.7	28:41.076
13	1:58.848	23.223	35.821	25.171	140.2	30:39.924

56 Dayron MORILLAS ZAMORA ESP						
YAMAHA MS RACING YAMAHA						
1	3:05.632	1:12.260	43.421	28.848	87.0	3:05.632
2	2:06.752	24.380	38.723	26.458	131.4	5:12.384
3	2:03.804	23.715	37.355	26.275	134.5	7:16.188
4	2:03.990	23.559	37.337	25.802	134.3	9:20.178
5	2:03.041	23.966	37.111	26.076	135.4	11:23.219
6	2:02.495	23.689	37.459	25.653	136.0	13:25.714
7	2:01.561	22.938	36.730	25.752	137.0	15:27.275
8	2:11.207 B	23.685	37.071	25.955	127.0	17:38.482
9	5:16.144	3:06.029	45.482	31.543	52.7	22:54.626
10	2:02.703	23.742	36.964	26.073	135.8	24:57.329
11	2:01.452	23.483	36.769	25.602	137.2	26:58.781
12	2:01.790	23.101	36.757	25.877	136.8	29:00.571
13	2:01.589	23.511	36.387	25.593	137.0	31:02.160

59 Sergio JIMENEZ GONZALEZ ESP						
I+DENT RACING TEAM YAMAHA						
1	2:11.966	33.105	37.561	25.918	122.3	2:11.966
2	2:00.269	23.621	36.216	25.111	138.5	4:12.235
3	1:58.933	23.411	35.885	24.883	140.1	6:11.168
4	1:58.565	22.951	35.882	25.128	140.5	8:09.733
5	1:59.253	23.183	36.084	25.056	139.7	10:08.986
6	2:11.410 B	23.388	37.181	25.929	126.8	12:20.396

61 Iker GARCIA ABELLA ESP						
TEAM ALARXA RACING KAWASAKI						
1	4:02.581	2:19.542	39.985	26.482	66.5	4:02.581
2	2:06.301	23.832	38.896	27.400	131.9	6:08.882
3	2:11.768 B	23.194	36.198	24.973	126.4	8:20.650
4	2:23.386	47.105	36.409	25.156	116.2	10:44.036
5	1:58.324	22.827	36.051	24.959	140.8	12:42.360
6	2:01.638	22.482	35.774	24.888	136.9	14:43.998
7	1:58.495	23.141	36.016	24.889	140.6	16:42.493
8	2:13.079 B	22.850	36.716	25.988	125.2	18:55.572
9	3:54.035	2:00.502	44.295	29.304	71.2	22:49.607
10	1:58.373	23.139	36.132	24.850	140.7	24:47.980
11	1:57.247	22.539	35.808	24.751	142.1	26:45.227
12	1:57.243	22.473	35.789	24.589	142.1	28:42.470
13	1:57.543	22.604	35.626	24.851	141.7	30:40.013

72 Yeray RUIZ RUIZ ESP						
FIFTY MOTORSPORT KAWASAKI						
1	3:04.562	1:06.044	51.412	27.814	87.5	3:04.562
2	2:00.005	23.045	36.779	25.457	138.8	5:04.567
3	2:07.478 B	23.258	36.916	25.309	130.7	7:12.045
4	5:30.012	3:31.752	53.703	26.786	50.5	12:42.057
5	1:58.743	22.464	36.002	24.963	140.3	14:40.800
6	1:59.173	23.086	36.227	25.197	139.8	16:39.973
7	2:04.803	22.953	39.026	26.396	133.5	18:44.776
8	1:58.479	22.548	36.120	24.949	140.6	20:43.255
9	2:00.701	24.071	36.575	25.158	138.0	22:43.956
10	1:58.280	22.394	36.072	25.046	140.8	24:42.236
11	1:59.178	22.972	36.713	25.173	139.8	26:41.414
12	1:59.994	22.520	36.289	25.729	138.8	28:41.408
13	1:58.005	22.512	35.922	25.105	141.2	30:39.413

74 Juan Antonio CONESA BENITO ESP						
GASSS RACING TEAM YAMAHA						
1	4:02.947	2:19.788	39.890	26.768	66.4	4:02.947
2	2:04.744	23.240	38.405	25.650	133.5	6:07.691
3	2:00.913	23.388	36.664	25.098	137.8	8:08.604
4	2:06.878	23.282	36.580	25.232	131.3	10:15.482
5	1:59.886	23.253	36.423	25.132	138.9	12:15.368
6	2:04.195	23.302	36.239	24.950	134.1	14:19.563
7	2:10.740 B	23.285	36.658	24.951	127.4	16:30.303
8	6:29.135	4:51.633	37.097	25.235	42.8	22:59.438
9	1:58.985	23.025	36.109	24.972	140.0	24:58.423
10	2:00.566	22.926	36.361	25.295	138.2	26:58.989
11	2:01.592	22.994	37.231	25.683	137.0	29:00.581
12	1:58.808	22.991	36.103	24.939	140.2	30:59.389

78 Daniel MOGEDA VENDRELLS ESP						
TEAM SPN RACING-598 KAWASAKI						
1	2:14.834	36.744	36.701	25.160	119.7	2:14.834
2	1:57.512	22.763	35.942	24.746	141.7	4:12.346



SBK Junior CAMPEONATO DE ESPAÑA DE SUPERBIKE Entrenamiento Cronometrado

Sector Analysis

— Invalidated Lap ■ Personal Best ■ Session Best B Crossing the pit lane

Lap	Time	Sector 1	Sector 2	Sector 3	Kph	Elapsed	Lap	Time	Sector 1	Sector 2	Sector 3	Kph	Elapsed
3	1:57.397	22.627	35.739	24.792	141.9	6:09.743	11	1:59.551	22.997	36.143	25.296	139.3	28:56.400
4	1:59.065	22.504	36.399	25.367	139.9	8:08.808	12	2:01.408	22.852	35.855	24.857	137.2	30:57.808
5	2:19.245B	22.768	37.747	25.721	119.6	10:28.053							
6	10:22.843	8:32.915	40.794	28.078	26.7	20:50.896							
7	2:01.179	22.554	36.200	24.930	137.5	22:52.075							
8	1:57.240	22.643	35.739	24.614	142.1	24:49.315							
9	1:57.113	22.350	35.682	24.740	142.2	26:46.428							
10	1:56.874	22.350	35.595	24.796	142.5	28:43.302							
11	2:03.050	23.434	37.499	25.396	135.4	30:46.352							

88

Biel CABANA AYGUAENOSA

ESP

YAMAHA

1	3:04.365	1:16.644	41.603	26.793	87.6	3:04.365
2	2:03.802	24.463	37.389	25.825	134.5	5:08.167
3	2:02.716	24.121	37.123	25.580	135.7	7:10.883
4	2:01.187	23.796	36.574	25.342	137.5	9:12.070
5	2:01.746	23.883	36.678	25.517	136.8	11:13.816
6	2:03.666	23.882	38.675	25.461	134.7	13:17.482
7	2:16.434B	23.794	36.603	25.721	122.1	15:33.916
8	3:43.883	2:03.814	37.296	26.064	74.4	19:17.799
9	2:01.665	24.061	36.727	25.532	136.9	21:19.464
10	2:07.528	24.005	36.611	25.443	130.6	23:26.992
11	2:00.972	23.677	36.521	25.434	137.7	25:27.964
12	2:00.524	23.691	36.478	25.342	138.2	27:28.488
13	2:04.254	23.807	36.554	25.937	134.1	29:32.742
14	2:03.019	23.844	36.638	26.128	135.4	31:35.761

91

Borja JIMENEZ VICENTE

ESP

POLI-SPORT RACING

KAWASAKI

1	2:40.391	1:00.184	38.145	25.840	100.7	2:40.391
2	1:59.792	23.041	36.672	25.106	139.1	4:40.183
3	1:59.228	22.984	36.362	25.116	139.7	6:39.411
4	1:59.639	22.973	36.627	25.230	139.2	8:39.050
5	2:01.185	23.122	36.676	25.312	137.5	10:40.235
6	1:59.820	23.131	36.739	24.998	139.0	12:40.055
7	2:00.319	23.216	36.609	25.136	138.4	14:40.374
8	1:59.894	23.701	36.401	24.990	138.9	16:40.268
9	1:59.936	23.340	36.739	25.109	138.9	18:40.204
10	2:03.027	23.289	36.860	25.390	135.4	20:43.231
11	2:00.034	23.656	36.302	25.007	138.8	22:43.265
12	2:00.048	23.576	36.413	25.352	138.8	24:43.313
13	1:59.805	22.942	36.722	25.506	139.0	26:43.118
14	1:59.317	22.827	36.365	25.229	139.6	28:42.435
15	1:59.197	22.969	36.385	25.089	139.7	30:41.632

94

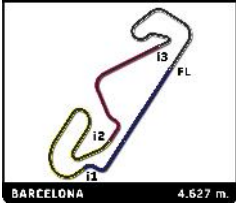
Facundo Andres LLAMBIAS ROSAS

URU

KAWASAKI PL RACING JUNIOR TEAM

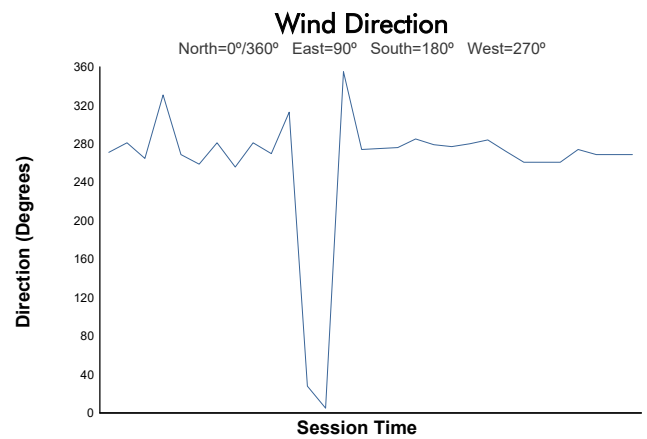
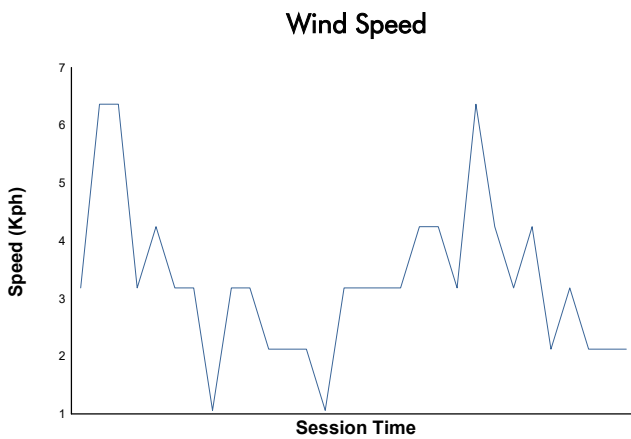
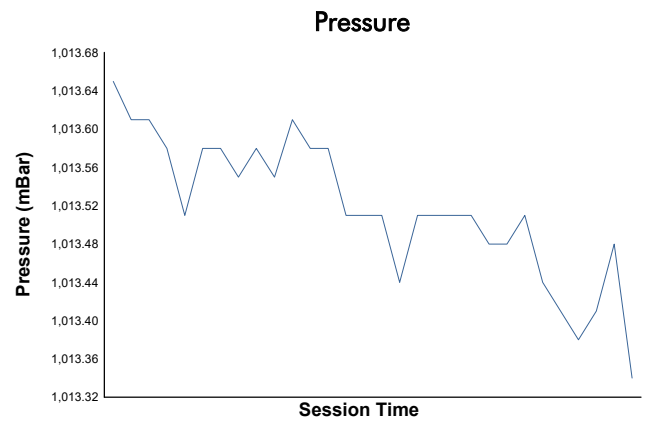
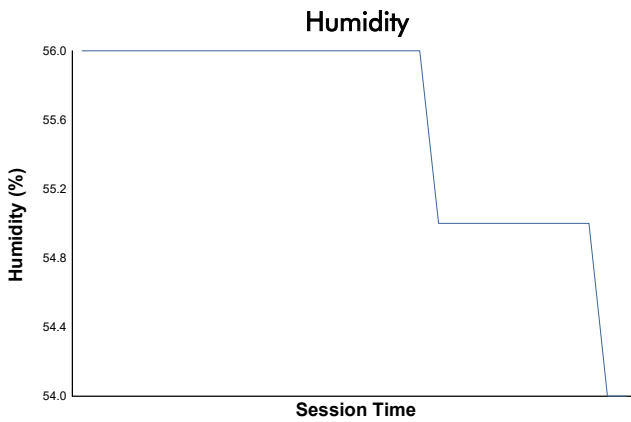
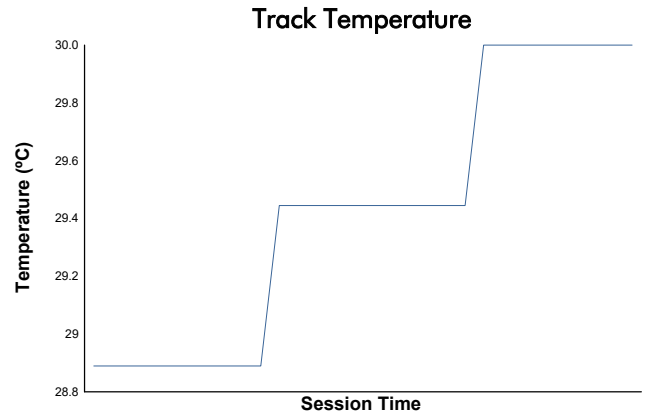
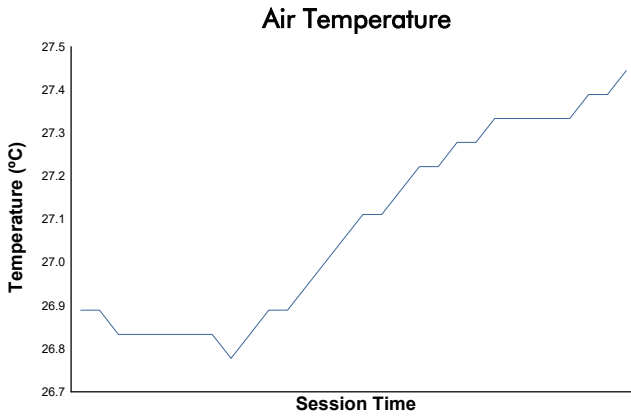
KAWASAKI

1	3:25.419	1:44.636	39.236	25.969	78.6	3:25.419
2	2:00.236	23.385	36.596	25.101	138.5	5:25.655
3	1:59.658	22.914	36.526	25.215	139.2	7:25.313
4	1:59.985	23.338	36.666	24.981	138.8	9:25.298
5	1:58.667	22.926	36.005	24.966	140.4	11:23.965
6	2:01.598	23.082	37.381	25.515	137.0	13:25.563
7	2:18.756B	23.266	38.672	25.897	120.0	15:44.319
8	7:14.084	5:36.613	36.859	25.400	38.4	22:58.403
9	1:59.193	23.007	36.167	25.140	139.7	24:57.596
10	1:59.253	22.715	36.153	25.253	139.7	26:56.849



CAMPEONATO DE ESPAÑA DE SUPERBIKE

SBK Junior
Entrenamiento Cronometrado
Weather Report



Track Status: **DRY**