

# SBK

## CAMPEONATO DE ESPAÑA DE SUPERBIKE

### Warm Up

### Classification

Nr.	Rider	Nat	Team	Bike	Time	Lap	Total	Gap	Kph	
1	34 Xavier PINSACH CABAÑAS	ESP	XCTECH	KAWASAKI	SBK	1:44.672	6	6	-	159.1
2	70 Marc ALCOBA ESPI	ESP	ETG RACING	YAMAHA	SBK	1:44.914	5	6	+0.242	158.8
3	11 Jeremy GUARNONI GOMA	FRA	TACK KAWASAKI	KAWASAKI	SBK	1:45.187	5	6	+0.515	158.4
4	20 Florian MARINO	FRA	BMW EASYRACE TEAM	BMW MOTORRAD	SBK	1:45.237	3	6	+0.565	158.3
5	81 Jordi TORRES FERNANDEZ	ESP	TEAM HONDA LAGLISSE	HONDA	SBK	1:45.392	3	5	+0.720	158.0
6	57 Christian PALOMARES VILAR	ESP	SP57 RACING TEAM	YAMAHA	SBK	1:45.412	6	6	+0.740	158.0
7	31 Carmelo MORALES GOMEZ	ESP	CARDOSO RACING	YAMAHA	SBK	1:45.487	4	6	+0.815	157.9
8	47 Angel RODRIGUEZ CAMPILL	ESP	GASSS RACING TEAM	YAMAHA	SBK	1:45.592	4	5	+0.920	157.8
9	94 Naomichi URAMOTO	JPN	SUZUKI JEG RACING	SUZUKI	SBK	1:45.680	6	6	+1.008	157.6
10	40 Roman RAMOS ALVARO	ESP	KAWASAKI PALMETO PL RACING	KAWASAKI	SBK	1:45.974	6	6	+1.302	157.2
11	2 Roberto TAMBURINI	ITA	TEAM SPEED RACING	KAWASAKI	SBK	1:46.236	4	6	+1.564	156.8
12	73 Andoitz BONILLA PORRAS	ESP	MDR SPAIN CIRCUITS	YAMAHA	Open1000	1:46.822	3	6	+2.150	155.9
13	75 Ivo LOPES	POR	EASY RACE TEAM	BMW MOTORRAD	Open1000	1:46.925	6	6	+2.253	155.8
14	85 Pedro Nuno ROMERO BARB	POR	YAMAHA STRATOS	YAMAHA	SBK	1:46.946	4	6	+2.274	155.8
15	64 Asrin Rodi PAK	TUR	YAMAHA STRATOS	YAMAHA	SBK	1:46.948	5	6	+2.276	155.8
16	51 Kevin SIEDER	AUT	SUZUKI JEG RACING	SUZUKI	Open1000	1:47.571	5	6	+2.899	154.8
17	72 Chris LEESCH	LUX	SUZUKI JEG RACING	SUZUKI	Open1000	1:48.197	5	6	+3.525	154.0
18	21 Francisco J. ALONSO HERNA	ESP	CLUB ALOMOSPORT	KAWASAKI	SBK	1:48.838	3	6	+4.166	153.0
19	8 Joan ZAMORANO ARANDA	ESP	ETG RACING	YAMAHA	Open1000	1:49.231	5	6	+4.559	152.5
20	19 Paul DUFOUR	FRA	SUZUKI JEG RACING	SUZUKI	Open1000	1:51.419	5	5	+6.747	149.5
21	6 Romain GALLAND	FRA	YAMAHA STRATOS	YAMAHA	Open1000	1:52.458	3	5	+7.786	148.1
22	26 Jan Hedegaard JENSEN	DEN	MDS RACING	KAWASAKI	Open1000	1:52.636	3	5	+7.964	147.9
23	49 Raül TORRAS MARTINEZ	ESP	OPTIMARK ROAD RACING TEAM BY TORRAS RACING	KAWASAKI	Open1000	1:53.304	4	5	+8.632	147.0
24	10 Pablo GARCIA CASTRO	ESP	FIFTY MOTOR SPORT	YAMAHA	Open1000	1:54.396	3	5	+9.724	145.6
25	4 Javier ARTIME GONZALEZ	ESP	TEAM HONDA LAGLISSE	HONDA	Open1000	1:56.048	4	5	+11.376	143.5
26	66 Philippe LE GALLO	FRA	PLG 66 RACING	YAMAHA	Open1000	1:57.319	2	5	+12.647	142.0
27	7 Genis GELADA RODRIGUEZ	ESP	TEAM SPEED RACING	KAWASAKI	SBK					
28	62 Nicholas Peter EDGELEY	GBR	TEAM EDGE RST RACING	BMW MOTORRAD	Open1000					

**Fastest Lap** Lap 6 Xavier PINSACH CABAÑAS 1:44.672 159.1 Kph

Published at: .....

Track Status: **DRY**

<b>Race Director:</b>	<b>Timekeeper:</b>
-----------------------	--------------------



# SBK CAMPEONATO DE ESPAÑA DE SUPERBIKE

## Warm Up

### Best Sector Times

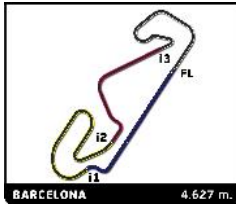
SECTOR 1			SECTOR 2		SECTOR 3					
Pos	Rider	Time	Rider	Time	Rider	Time	Pos	Rider	Ideal Lap	Best Lap
1	81 J.TORRES FERNANDEZ	18.232	34 X.PINSACH CABAÑAS	32.717	94 N.URAMOTO	21.667	1	34 X.PINSACH CABAÑAS	1:44.583	1:44.672 (1)
2	20 F.MARINO	18.275	11 J.GUARNONI GOMA	32.744	70 M.ALCOBA ESPI	21.678	2	70 M.ALCOBA ESPI	1:44.837	1:44.914 (2)
3	34 X.PINSACH CABAÑAS	18.283	57 C.PALOMARES VILAR	32.776	34 X.PINSACH CABAÑAS	21.711	3	94 N.URAMOTO	1:45.100	1:45.680 (9)
4	70 M.ALCOBA ESPI	18.320	94 N.URAMOTO	32.834	20 F.MARINO	21.744	4	20 F.MARINO	1:45.181	1:45.237 (4)
5	31 C.MORALES GOMEZ	18.364	70 M.ALCOBA ESPI	32.841	81 J.TORRES FERNANDEZ	21.745	5	11 J.GUARNONI GOMA	1:45.187	1:45.187 (3)
6	40 R.RAMOS ALVARO	18.385	20 F.MARINO	32.863	40 R.RAMOS ALVARO	21.758	6	81 J.TORRES FERNANDEZ	1:45.258	1:45.392 (5)
7	11 J.GUARNONI GOMA	18.416	47 A.RODRIGUEZ CAMPILLO	32.929	31 C.MORALES GOMEZ	21.817	7	31 C.MORALES GOMEZ	1:45.291	1:45.487 (7)
8	85 P.ROMERO BARBOSA	18.439	40 R.RAMOS ALVARO	32.973	47 A.RODRIGUEZ CAMPILLO	21.880	8	57 C.PALOMARES VILAR	1:45.412	1:45.412 (6)
9	2 R.TAMBURINI	18.454	31 C.MORALES GOMEZ	32.976	2 R.TAMBURINI	21.929	9	47 A.RODRIGUEZ CAMPILLO	1:45.592	1:45.592 (8)
10	94 N.URAMOTO	18.495	81 J.TORRES FERNANDEZ	33.036	57 C.PALOMARES VILAR	22.023	10	40 R.RAMOS ALVARO	1:45.670	1:45.974 (10)
11	57 C.PALOMARES VILAR	18.522	2 R.TAMBURINI	33.105	11 J.GUARNONI GOMA	22.045	11	2 R.TAMBURINI	1:45.938	1:46.236 (11)
12	47 A.RODRIGUEZ CAMPILLO	18.531	73 A.BONILLA PORRAS	33.171	64 A.PAK	22.100	12	64 A.PAK	1:46.697	1:46.948 (15)
13	75 I.LOPES	18.552	64 A.PAK	33.277	75 I.LOPES	22.155	13	75 I.LOPES	1:46.747	1:46.925 (13)
14	64 A.PAK	18.591	75 I.LOPES	33.316	51 K.SIEDER	22.188	14	73 A.BONILLA PORRAS	1:46.808	1:46.822 (12)
15	51 K.SIEDER	18.602	85 P.ROMERO BARBOSA	33.418	85 P.ROMERO BARBOSA	22.209	15	85 P.ROMERO BARBOSA	1:46.823	1:46.946 (14)
16	72 C.LEESCH	18.761	51 K.SIEDER	33.529	73 A.BONILLA PORRAS	22.249	16	51 K.SIEDER	1:47.427	1:47.571 (16)
17	73 A.BONILLA PORRAS	18.801	72 C.LEESCH	33.768	72 C.LEESCH	22.323	17	72 C.LEESCH	1:47.893	1:48.197 (17)
18	21 F.ALONSO HERNANDEZ	19.068	8 J.ZAMORANO ARANDA	33.809	21 F.ALONSO HERNANDEZ	22.565	18	21 F.ALONSO HERNANDEZ	1:48.704	1:48.838 (18)
19	8 J.ZAMORANO ARANDA	19.182	21 F.ALONSO HERNANDEZ	33.887	8 J.ZAMORANO ARANDA	22.640	19	8 J.ZAMORANO ARANDA	1:48.749	1:49.231 (19)
20	19 P.DUFOUR	19.362	19 P.DUFOUR	34.574	26 J.JENSEN	22.957	20	19 P.DUFOUR	1:51.097	1:51.419 (20)
21	26 J.JENSEN	19.810	26 J.JENSEN	34.686	19 P.DUFOUR	22.996	21	26 J.JENSEN	1:51.787	1:52.636 (22)
22	6 R.GALLAND	19.881	6 R.GALLAND	34.892	10 P.GARCIA CASTRO	23.358	22	6 R.GALLAND	1:52.304	1:52.458 (21)
23	4 J.ARTIME GONZALEZ	19.932	49 R.TORRAS MARTINEZ	35.114	49 R.TORRAS MARTINEZ	23.366	23	49 R.TORRAS MARTINEZ	1:53.042	1:53.304 (23)
24	49 R.TORRAS MARTINEZ	20.049	10 P.GARCIA CASTRO	35.374	6 R.GALLAND	23.426	24	10 P.GARCIA CASTRO	1:53.570	1:54.396 (24)
25	66 P.LE GALLO	20.116	66 P.LE GALLO	35.999	4 J.ARTIME GONZALEZ	24.235	25	4 J.ARTIME GONZALEZ	1:56.015	1:56.048 (25)
26	10 P.GARCIA CASTRO	20.155	4 J.ARTIME GONZALEZ	36.323	66 P.LE GALLO	24.513	26	66 P.LE GALLO	1:56.340	1:57.319 (26)
27	62 N.EDGELEY	22.333	62 N.EDGELEY	38.160	62 N.EDGELEY	25.427	27	62 N.EDGELEY	2:02.164	



## SBK CAMPEONATO DE ESPAÑA DE SUPERBIKE After Warm Up

Event maximum speed

Rider	Team	Bike	Class	T. Speed	Lap	Session
81 Jordi TORRES FERNANDEZ	TEAM HONDA LAGLISSE	HONDA	SBK	<b>305.9</b>	12	Entrenamiento Cronometrado
20 Florian MARINO	BMW EASYRACE TEAM	BMW MOTORRAD	SBK	<b>302.5</b>	4	Warm Up
19 Paul DUFOUR	SUZUKI JEG RACING	SUZUKI	Open100	<b>301.7</b>	11	Entrenamiento Cronometrado
70 Marc ALCOBA ESPI	ETG RACING	YAMAHA	SBK	<b>301.7</b>	11	Entrenamiento Cronometrado
40 Roman RAMOS ALVARO	KAWASAKI PALMETO PL RACING	KAWASAKI	SBK	<b>300.8</b>	6	Entrenamiento Cronometrado
75 Ivo LOPES	EASY RACE TEAM	BMW MOTORRAD	Open100	<b>300.0</b>	5	Entrenamiento Cronometrado
31 Carmelo MORALES GOMEZ	CARDOSO RACING	YAMAHA	SBK	<b>297.5</b>	8	Carrera 1
57 Christian PALOMARES VILAR	SP57 RACING TEAM	YAMAHA	SBK	<b>297.5</b>	5	Warm Up
72 Chris LEESCH	SUZUKI JEG RACING	SUZUKI	Open100	<b>297.5</b>	14	Entrenamiento Cronometrado
85 Pedro Nuno ROMERO BARBOSA	YAMAHA STRATOS	YAMAHA	SBK	<b>297.5</b>	13	Entrenamiento Cronometrado
94 Naomichi URAMOTO	SUZUKI JEG RACING	SUZUKI	SBK	<b>297.5</b>	11	Entrenamiento Cronometrado
11 Jeremy GUARNONI GOMA	TACK KAWASAKI	KAWASAKI	SBK	<b>295.9</b>	11	Entrenamiento Cronometrado
34 Xavier PINSACH CABAÑAS	XCTECH	KAWASAKI	SBK	<b>295.9</b>	4	Entrenamiento Cronometrado
51 Kevin SIEDER	SUZUKI JEG RACING	SUZUKI	Open100	<b>295.9</b>	14	Entrenamiento Cronometrado
64 Asrin Rodi PAK	YAMAHA STRATOS	YAMAHA	SBK	<b>291.1</b>	6	Warm Up
47 Angel RODRIGUEZ CAMPILLO	GASSS RACING TEAM	YAMAHA	SBK	<b>290.3</b>	5	Entrenamiento Cronometrado
73 Andoitz BONILLA PORRAS	MDR SPAIN CIRCUITS	YAMAHA	Open100	<b>288.0</b>	5	Warm Up
2 Roberto TAMBURINI	TEAM SPEED RACING	KAWASAKI	SBK	<b>285.7</b>	4	Warm Up
21 Francisco J. ALONSO HERVADEZ	CLUB ALOMOSPORT	KAWASAKI	SBK	<b>280.5</b>	11	Entrenamiento Cronometrado
8 Joan ZAMORANO ARANDA	ETG RACING	YAMAHA	Open100	<b>278.4</b>	10	Entrenamiento Cronometrado
26 Jan Hedegaard JENSEN	MDS RACING	KAWASAKI	Open100	<b>274.1</b>	11	Entrenamiento Cronometrado
4 Javier ARTIME GONZALEZ	TEAM HONDA LAGLISSE	HONDA	Open100	<b>274.1</b>	3	Carrera 1
49 Raúl TORRAS MARTINEZ	OPTIMARK ROAD RACING TEAM BY TORRAS RACING	KAWASAKI	Open100	<b>274.1</b>	2	Entrenamiento Cronometrado
10 Pablo GARCIA CASTRO	FIFTY MOTOR SPORT	YAMAHA	Open100	<b>273.4</b>	4	Entrenamiento Cronometrado
6 Romain GALLAND	YAMAHA STRATOS	YAMAHA	Open100	<b>270.0</b>	6	Entrenamiento Cronometrado
66 Philippe LE GALLO	PLG 66 RACING	YAMAHA	Open100	<b>268.7</b>	2	Carrera 1
7 Genis GELADA RODRIGUEZ	TEAM SPEED RACING	KAWASAKI	SBK	<b>268.0</b>	3	Entrenamiento Cronometrado
62 Nicholas Peter EDGELEY	TEAM EDGE RST RACING	BMW MOTORRAD	Open100	<b>260.9</b>	2	Entrenamiento Cronometrado



## SBK CAMPEONATO DE ESPAÑA DE SUPERBIKE Warm Up

### Fastest Lap Sequence

Practice Time	Rider	Team	Bike	Class	Time	Kph	Lap
3:37.378	20 Florian MARINO	BMW EASYRACE TEAM	BMW MOTORRAD	SBK	<b>1:46.749</b>	156.0	2
3:39.327	34 Xavier PINSACH CABAÑAS	XCTECH	KAWASAKI	SBK	<b>1:45.576</b>	157.8	2
5:22.615	20 Florian MARINO	BMW EASYRACE TEAM	BMW MOTORRAD	SBK	<b>1:45.237</b>	158.3	3
5:24.054	34 Xavier PINSACH CABAÑAS	XCTECH	KAWASAKI	SBK	<b>1:44.727</b>	159.1	3
10:39.931	34 Xavier PINSACH CABAÑAS	XCTECH	KAWASAKI	SBK	<b>1:44.672</b>	159.1	6



# SBK CAMPEONATO DE ESPAÑA DE SUPERBIKE

## Warm Up

### Analysis

Personal Best Session Best B Crossing the finish line in pit lane

Lap	Time	Sector 1	Sector 2	Sector 3	Kph	Elapsed	Lap	Time	Sector 1	Sector 2	Sector 3	Kph	Elapsed		
<b>2</b>	<b>Roberto TAMBURINI</b>	ITA						3	1:52.359	19.560	34.913	23.043	148.2	7:45.073	
	TEAM SPEED RACING	KAWASAKI						4	1:51.632	19.793	34.678	<b>22.996</b>	149.2	9:36.705	
								5	<b>1:51.419</b>	<b>19.362</b>	<b>34.574</b>	23.006	149.5	11:28.124	
1	2:37.151	1:01.393	37.257	23.823	102.7	2:37.151									
2	1:53.419	20.214	35.198	23.376	146.9	4:30.570									
3	1:46.385	18.607	33.158	22.139	156.6	6:16.955									
4	<b>1:46.236</b>	<b>18.454</b>	33.143	22.189	156.8	8:03.191									
5	1:48.497	18.467	<b>33.105</b>	<b>21.929</b>	153.5	9:51.688									
6	1:46.259	18.479	33.238	21.993	156.8	11:37.947									
<b>4</b>	<b>Javier ARTIME GONZALEZ</b>	ESP						<b>20</b>	<b>Florian MARINO</b>	FRA					
	TEAM HONDA LAGLISSE	HONDA							BMW EASYRACE TEAM	BMW MOTORRAD					
1	3:21.787	1:25.066	53.237	26.235	80.0	3:21.787	1	1:50.629	21.610	33.810	22.296	145.9	1:50.629		
2	1:58.598	20.362	37.072	24.562	140.5	5:20.385	2	1:46.749	18.644	33.015	21.877	156.0	3:37.378		
3	1:57.857	20.050	36.784	<b>24.235</b>	141.3	7:18.242	3	<b>1:45.237</b>	18.331	<b>32.863</b>	<b>21.744</b>	158.3	5:22.615		
4	<b>1:56.048</b>	19.946	<b>36.323</b>	24.254	143.5	9:14.290	4	1:45.722	<b>18.275</b>	33.119	21.898	157.6	7:08.337		
5	2:06.520	<b>19.932</b>	38.498	29.908	131.7	11:20.810	5	1:46.023	18.389	33.306	21.876	157.1	8:54.360		
							6	1:49.230	18.469	33.005	24.062	152.5	10:43.590		
<b>6</b>	<b>Romain GALLAND</b>	FRA						<b>21</b>	<b>Francisco J. ALONSO HERNANDEZ</b>	ESP					
	YAMAHA STRATOS	YAMAHA							CLUB ALOMOSPORT	KAWASAKI					
1	2:47.763	1:10.889	36.655	24.687	96.2	2:47.763	1	1:58.664	26.684	35.060	23.226	136.0	1:58.664		
2	1:55.012	20.392	35.319	23.906	144.8	4:42.775	2	1:50.185	19.441	33.970	22.664	151.2	3:48.849		
3	<b>1:52.458</b>	19.991	<b>34.892</b>	23.470	148.1	6:35.233	3	<b>1:48.838</b>	19.130	33.959	<b>22.565</b>	153.0	5:37.687		
4	1:58.796	19.903	35.337	23.515	140.2	8:34.029	4	1:49.513	<b>19.068</b>	<b>33.887</b>	22.722	152.1	7:27.200		
5	1:52.672	<b>19.881</b>	35.175	<b>23.426</b>	147.8	10:26.701	5	1:50.870	19.775	34.744	22.741	150.2	9:18.070		
							6	1:54.253	19.609	34.481	26.629	145.8	11:12.323		
<b>8</b>	<b>Joan ZAMORANO ARANDA</b>	ESP						<b>26</b>	<b>Jan Hedegaard JENSEN</b>	DEN					
	ETG RACING	YAMAHA							MDS RACING	KAWASAKI					
1	2:34.030	59.553	35.114	23.752	104.8	2:34.030	1	3:16.305	1:38.930	37.272	24.182	82.2	3:16.305		
2	1:51.266	19.470	33.924	23.065	149.7	4:25.296	2	1:53.486	20.357	35.158	23.637	146.8	5:09.791		
3	1:49.683	<b>19.182</b>	34.360	22.934	151.9	6:14.979	3	<b>1:52.636</b>	19.848	34.833	23.125	147.9	7:02.427		
4	1:49.398	19.214	33.879	23.187	152.3	8:04.377	4	1:55.566	19.942	<b>34.686</b>	<b>22.957</b>	144.1	8:57.993		
5	<b>1:49.231</b>	19.272	33.971	<b>22.640</b>	152.5	9:53.608	5	1:53.069	<b>19.810</b>	35.242	23.350	147.3	10:51.062		
6	1:49.502	19.601	<b>33.809</b>	22.774	152.1	11:43.110									
<b>10</b>	<b>Pablo GARCIA CASTRO</b>	ESP						<b>31</b>	<b>Carmelo MORALES GOMEZ</b>	ESP					
	FIFTY MOTOR SPORT	YAMAHA							CARDOSO RACING	YAMAHA					
1	2:34.055	55.107	37.051	25.682	104.8	2:34.055	1	2:28.909	48.755	34.305	23.190	108.4	2:28.909		
2	1:55.987	20.770	36.109	24.015	143.6	4:30.042	2	2:01.096	18.644	33.218	22.310	137.6	4:30.005		
3	<b>1:54.396</b>	20.749	<b>35.374</b>	23.590	145.6	6:24.438	3	1:46.190	18.526	33.031	22.355	156.9	6:16.195		
4	1:56.024	<b>20.155</b>	35.429	<b>23.358</b>	143.6	8:20.462	4	<b>1:45.487</b>	18.386	33.150	<b>21.817</b>	157.9	8:01.682		
5	2:01.531	20.155	35.477	23.403	137.1	10:21.993	5	1:49.513	18.507	33.236	22.418	152.1	9:51.195		
							6	1:46.130	<b>18.364</b>	<b>32.976</b>	21.864	157.0	11:37.325		
<b>11</b>	<b>Jeremy GUARNONI GOMA</b>	FRA						<b>34</b>	<b>Xavier PINSACH CABAÑAS</b>	ESP					
	TACK KAWASAKI	KAWASAKI							XCTECH	KAWASAKI					
1	2:08.490	35.018	37.126	22.623	125.6	2:08.490	1	1:53.751	25.257	33.593	22.120	141.9	1:53.751		
2	1:45.960	18.662	32.941	22.065	157.2	3:54.450	2	1:45.576	18.775	32.946	21.720	157.8	3:39.327		
3	1:45.798	18.586	32.849	22.074	157.4	5:40.248	3	1:44.727	18.419	<b>32.717</b>	21.719	159.1	5:24.054		
4	1:53.330	19.124	37.108	24.273	147.0	7:33.578	4	1:45.935	18.601	33.289	21.802	157.2	7:09.989		
5	<b>1:45.187</b>	<b>18.416</b>	<b>32.744</b>	<b>22.045</b>	158.4	9:18.765	5	1:45.270	18.287	32.744	22.100	158.2	8:55.259		
6	1:51.348	18.578	34.127	24.416	149.6	11:10.113	6	<b>1:44.672</b>	<b>18.283</b>	32.793	<b>21.711</b>	159.1	10:39.931		
<b>19</b>	<b>Paul DUFOUR</b>	FRA						<b>40</b>	<b>Roman RAMOS ALVARO</b>	ESP					
	SUZUKI JEG RACING	SUZUKI							KAWASAKI PALMETO PL RACING	KAWASAKI					
1	2:24.988 <b>B</b>	36.659	36.678	24.172	111.3	2:24.988	1	2:34.012	1:02.301	36.019	22.510	104.8	2:34.012		
2	3:27.726	1:48.967	39.821	23.702	80.2	5:52.714	2	1:47.226	18.806	33.857	21.945	155.3	4:21.238		
							3	1:47.411	18.731	33.945	21.764	155.1	6:08.649		
							4	1:47.186	19.042	<b>32.973</b>	21.836	155.4	7:55.835		
							5	1:46.355	18.456	33.550	21.795	156.6	9:42.190		
							6	<b>1:45.974</b>	<b>18.385</b>	33.153	<b>21.758</b>	157.2	11:28.164		





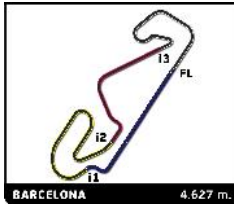
# SBK CAMPEONATO DE ESPAÑA DE SUPERBIKE

Warm Up

Analysis

■ Personal Best ■ Session Best B Crossing the finish line in pit lane

Lap	Time	Sector 1	Sector 2	Sector 3	Kph	Elapsed	Lap	Time	Sector 1	Sector 2	Sector 3	Kph	Elapsed		
<b>47</b>	<b>Angel RODRIGUEZ CAMPILLO</b> ESP							<b>70</b>	<b>Marc ALCOBA ESPI</b> ESP						
GASSS RACING TEAM YAMAHA							ETG RACING YAMAHA								
1	2:44.436	1:13.645	34.484	23.257	98.2	2:44.436	1	2:35.591	1:00.006	35.184	23.372	103.8	2:35.591		
2	1:46.998	18.593	33.444	21.921	155.7	4:31.434	2	1:46.579	19.374	33.255	21.892	156.3	4:22.170		
3	1:46.217	18.958	32.965	21.981	156.8	6:17.651	3	1:49.007	18.397	33.214	22.660	152.8	6:11.177		
4	<b>1:45.592</b>	<b>18.531</b>	<b>32.929</b>	<b>21.880</b>	157.8	8:03.243	4	1:45.179	18.385	<b>32.841</b>	21.785	158.4	7:56.356		
5	2:16.323B	19.095	40.869	24.196	122.2	10:19.566	5	<b>1:44.914</b>	<b>18.320</b>	32.918	<b>21.678</b>	158.8	9:41.270		
							6	1:57.228	19.546	36.949	25.558	142.1	11:38.498		
<b>49</b>	<b>Raül TORRAS MARTINEZ</b> ESP							<b>72</b>	<b>Chris LEESCH</b> LUX						
OPTIMARK ROAD RACING TEAM BY T KAWASAKI							SUZUKI JEG RACING SUZUKI								
1	2:30.527	52.930	37.212	24.384	107.2	2:30.527	1	2:08.447	35.238	35.952	23.040	125.7	2:08.447		
2	1:54.712	20.529	35.670	23.644	145.2	4:25.239	2	1:48.958	19.220	34.037	22.438	152.9	3:57.405		
3	1:53.951	20.359	35.351	<b>23.366</b>	146.2	6:19.190	3	1:48.623	19.024	33.994	22.396	153.3	5:46.028		
4	<b>1:53.304</b>	<b>20.160</b>	<b>35.114</b>	23.517	147.0	8:12.494	4	1:48.377	19.027	33.844	22.465	153.7	7:34.405		
5	2:18.960B	<b>20.049</b>	35.346	23.800	119.9	10:31.454	5	<b>1:48.197</b>	19.047	<b>33.768</b>	<b>22.323</b>	154.0	9:22.602		
							6	1:48.762	<b>18.761</b>	33.956	22.678	153.2	11:11.364		
<b>51</b>	<b>Kevin SIEDER</b> AUT							<b>73</b>	<b>Andoitz BONILLA PORRAS</b> ESP						
SUZUKI JEG RACING SUZUKI							MDR SPAIN CIRCUITS YAMAHA								
1	2:12.920	38.295	37.597	23.021	121.5	2:12.920	1	2:30.505	58.405	34.461	24.241	107.3	2:30.505		
2	1:48.502	19.135	33.974	22.255	153.5	4:01.422	2	1:47.473	19.001	33.349	22.345	155.0	4:17.978		
3	1:48.878	18.752	33.903	23.115	153.0	5:50.300	3	<b>1:46.822</b>	18.815	<b>33.171</b>	<b>22.249</b>	155.9	6:04.800		
4	1:48.050	18.742	33.627	22.365	154.2	7:38.350	4	1:51.317	<b>18.801</b>	33.358	22.275	149.6	7:56.117		
5	<b>1:47.571</b>	<b>18.602</b>	33.603	<b>22.188</b>	154.8	9:25.921	5	1:49.886	19.705	34.726	22.536	151.6	9:46.003		
6	1:47.627	18.674	<b>33.529</b>	22.282	154.8	11:13.548	6	1:47.486	18.874	33.376	22.442	155.0	11:33.489		
<b>57</b>	<b>Christian PALOMARES VILAR</b> ESP							<b>75</b>	<b>Ivo LOPES</b> POR						
SP57 RACING TEAM YAMAHA							EASY RACE TEAM BMW MOTORRAD								
1	2:29.153	50.155	33.869	22.743	108.2	2:29.153	1	1:57.976	25.324	35.613	23.019	136.8	1:57.976		
2	1:46.715	19.196	32.924	22.150	156.1	4:15.868	2	1:49.191	19.178	34.187	22.538	152.6	3:47.167		
3	1:46.092	18.592	33.213	22.036	157.0	6:01.960	3	1:48.265	18.870	33.760	22.341	153.9	5:35.432		
4	1:55.029	18.523	32.894	22.273	144.8	7:56.989	4	1:47.438	18.701	33.593	22.398	155.0	7:22.870		
5	1:46.161	18.753	32.935	22.209	156.9	9:43.150	5	1:47.079	18.651	33.425	22.279	155.6	9:09.949		
6	<b>1:45.412</b>	<b>18.522</b>	<b>32.776</b>	<b>22.023</b>	158.0	11:28.562	6	<b>1:46.925</b>	<b>18.552</b>	<b>33.316</b>	<b>22.155</b>	155.8	10:56.874		
<b>62</b>	<b>Nicholas Peter EDGELEY</b> GBR							<b>81</b>	<b>Jordi TORRES FERNANDEZ</b> ESP						
TEAM EDGE RST RACING BMW MOTORRAD							TEAM HONDA LAGLISSE HONDA								
1	2:33.546	53.715	<b>38.160</b>	<b>25.427</b>	105.1	2:33.546	1	3:05.448	1:31.721	35.809	23.381	87.1	3:05.448		
2	2:26.377B	<b>22.333</b>	41.901	27.743	113.8	4:59.923	2	1:46.122	18.660	33.373	21.844	157.0	4:51.570		
							3	<b>1:45.392</b>	18.306	<b>33.036</b>	<b>21.745</b>	158.0	6:36.962		
							4	1:46.588	18.444	33.665	21.815	156.3	8:23.550		
							5	1:45.842	<b>18.232</b>	33.299	21.859	157.4	10:09.392		
<b>64</b>	<b>Asrin Rodi PAK</b> TUR							<b>85</b>	<b>Pedro Nuno ROMERO BARBOSA</b> POR						
YAMAHA STRATOS YAMAHA							YAMAHA STRATOS YAMAHA								
1	2:36.569	1:02.884	36.038	23.716	103.1	2:36.569	1	2:42.186	1:06.531	36.707	23.806	99.5	2:42.186		
2	1:49.087	19.286	34.362	22.525	152.7	4:25.656	2	1:49.787	19.306	34.371	22.708	151.7	4:31.973		
3	1:48.363	19.121	33.771	22.521	153.7	6:14.019	3	1:47.426	18.820	33.597	22.252	155.1	6:19.399		
4	1:47.215	18.918	<b>33.277</b>	22.291	155.4	8:01.234	4	<b>1:46.946</b>	18.483	<b>33.418</b>	22.245	155.8	8:06.345		
5	<b>1:46.948</b>	18.708	33.369	<b>22.100</b>	155.8	9:48.182	5	1:47.353	18.706	33.528	<b>22.209</b>	155.2	9:53.698		
6	1:47.171	<b>18.591</b>	33.374	22.256	155.4	11:35.353	6	1:47.004	<b>18.439</b>	33.479	22.271	155.7	11:40.702		
<b>66</b>	<b>Philippe LE GALLO</b> FRA							<b>94</b>	<b>Naomichi URAMOTO</b> JPN						
PLG 66 RACING YAMAHA							SUZUKI JEG RACING SUZUKI								
1	3:05.421	1:25.880	38.169	24.844	87.1	3:05.421									
2	<b>1:57.319</b>	<b>20.116</b>	<b>35.999</b>	24.793	142.0	5:02.740									
3	2:00.935	20.548	37.432	<b>24.513</b>	137.7	7:03.675									
4	1:57.404	20.428	36.420	24.844	141.9	9:01.079									
5	2:20.126	20.836	36.148	24.580	118.9	11:21.205									



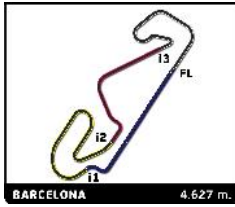
# SBK CAMPEONATO DE ESPAÑA DE SUPERBIKE

Warm Up

Analysis

■ Personal Best ■ Session Best B Crossing the finish line in pit lane

Lap	Time	Sector 1	Sector 2	Sector 3	Kph	Elapsed	Lap	Time	Sector 1	Sector 2	Sector 3	Kph	Elapsed
1	2:03.501	33.083	34.776	22.685	130.7	2:03.501							
2	1:46.128	18.854	32.940	21.900	157.0	3:49.629							
3	1:45.979	18.758	32.912	<b>21.667</b>	157.2	5:35.608							
4	1:46.218	18.654	33.447	21.829	156.8	7:21.826							
5	1:45.902	18.509	33.314	21.945	157.3	9:07.728							
6	<b>1:45.680</b>	<b>18.495</b>	<b>32.834</b>	22.247	157.6	10:53.408							



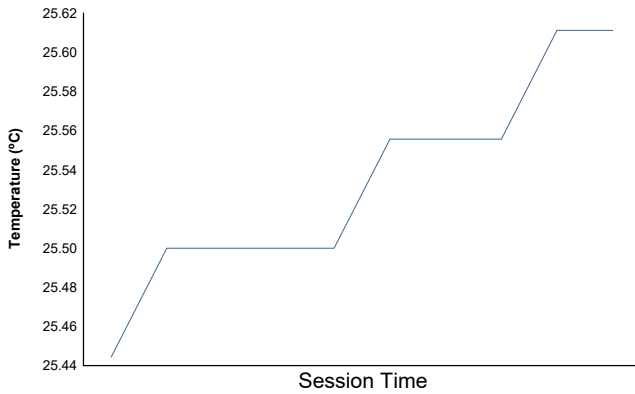
# CAMPEONATO DE ESPAÑA DE SUPERBIKE

SBK

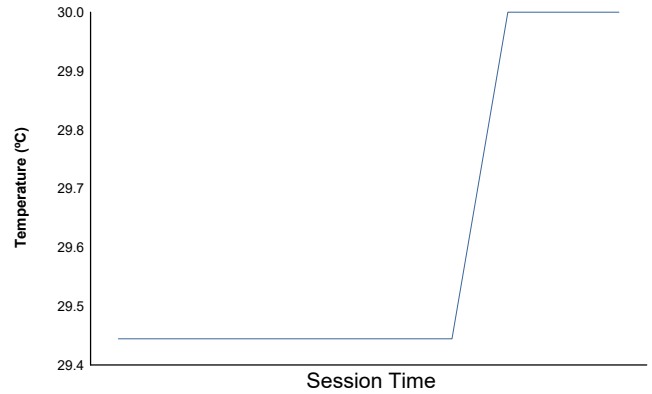
Warm Up

Weather Report

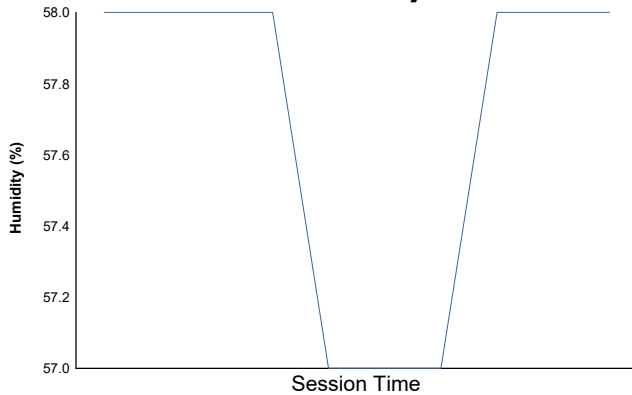
**Air Temperature**



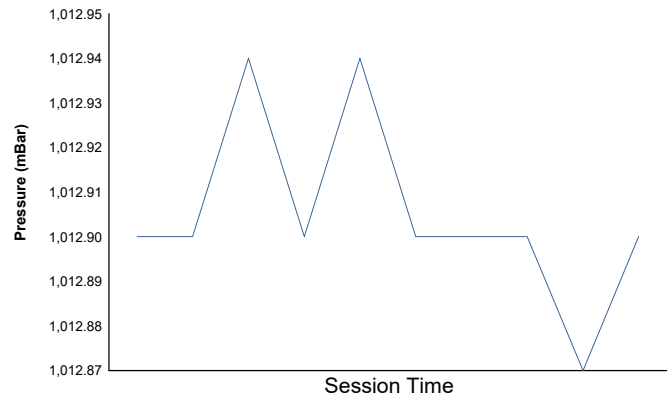
**Track Temperature**



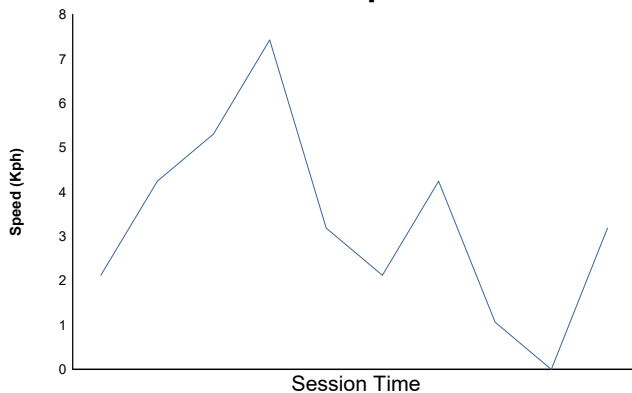
**Humidity**



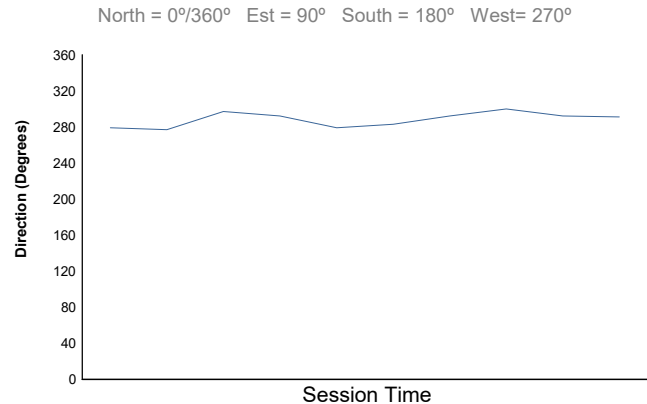
**Pressure**



**Wind Speed**



**Wind direction**



Track Status: **DRY**