



SBK CAMPEONATO DE ESPAÑA DE SUPERBIKE

Entrenamiento Cronometrado

Classification

No	Rider	Nat	Team	Bike	Tires	Cl.	Time	Lap Total	Gap	Kph
1	31 Carmelo MORALES GOMEZ	ESP	CARDOSO RACING	YAMAHA	MICHELIN	SBK	1:43.317	11 12	-	161.2
2	70 Marc ALCOBA ESPI	ESP	ETG RACING	YAMAHA	DUNLOP	SBK	1:43.340	2 11	+0.023 +0.023	161.2
3	47 Angel RODRIGUEZ CAMPILL	ESP	GASSS RACING TEAM	YAMAHA	PIRELLI	SBK	1:43.644	8 9	+0.327 +0.304	160.7
4	81 Jordi TORRES FERNANDEZ	ESP	TEAM HONDA LAGLISSE	HONDA	DUNLOP	SBK	1:43.711	9 14	+0.394 +0.067	160.6
5	34 Xavier PINSACH CABAÑAS	ESP	XCTECH	KAWASAKI	PIRELLI	SBK	1:43.891	10 13	+0.574 +0.180	160.3
6	11 Jeremy GUARNONI GOMA	FRA	TACK KAWASAKI	KAWASAKI	MICHELIN	SBK	1:43.908	12 12	+0.591 +0.017	160.3
7	40 Roman RAMOS ALVARO	ESP	KAWASAKI PALMETO PL RACING	KAWASAKI	MICHELIN	SBK	1:44.068	8 14	+0.751 +0.160	160.1
8	20 Florian MARINO	FRA	BMW EASYRACE TEAM	BMW MOTORRAD	DUNLOP	SBK	1:44.401	10 12	+1.084 +0.333	159.6
9	94 Naomichi URAMOTO	JPN	SUZUKI JEG RACING	SUZUKI	MICHELIN	SBK	1:44.475	4 14	+1.158 +0.074	159.4
10	2 Roberto TAMBURINI	ITA	TEAM SPEED RACING	KAWASAKI	MICHELIN	SBK	1:44.669	9 9	+1.352 +0.194	159.1
11	75 Ivo LOPES	POR	EASY RACE TEAM	BMW MOTORRAD	DUNLOP	Open10C	1:44.711	12 12	+1.394 +0.042	159.1
12	57 Christian PALOMARES VILAR	ESP	SP57 RACING TEAM	YAMAHA	MICHELIN	SBK	1:44.842	3 13	+1.525 +0.131	158.9
13	85 Pedro Nuno ROMERO BARB	POR	YAMAHA STRATOS	YAMAHA	MICHELIN	SBK	1:44.845	11 14	+1.528 +0.003	158.9
14	64 Asrin Rodi PAK	TUR	YAMAHA STRATOS	YAMAHA	MICHELIN	SBK	1:45.300	5 14	+1.983 +0.455	158.2
15	51 Kevin SIEDER	AUT	SUZUKI JEG RACING	SUZUKI	MICHELIN	Open10C	1:45.588	12 15	+2.271 +0.288	157.8
16	72 Chris LEESCH	LUX	SUZUKI JEG RACING	SUZUKI	MICHELIN	Open10C	1:45.670	4 14	+2.353 +0.082	157.6
17	73 Andoitz BONILLA PORRAS	ESP	MDR SPAIN CIRCUITS	YAMAHA	MICHELIN	Open10C	1:46.046	8 8	+2.729 +0.376	157.1
18	19 Paul DUFOUR	FRA	SUZUKI JEG RACING	SUZUKI	MICHELIN	Open10C	1:46.297	12 13	+2.980 +0.251	156.7
19	8 Joan ZAMORANO ARANDA	ESP	ETG RACING	YAMAHA	DUNLOP	Open10C	1:47.440	12 14	+4.123 +1.143	155.0
20	21 Francisco J. ALONSO HERNA	ESP	CLUB ALOMOSPORT	KAWASAKI	PIRELLI	SBK	1:48.410	5 14	+5.093 +0.970	153.7
21	6 Romain GALLAND	FRA	YAMAHA STRATOS	YAMAHA	MICHELIN	Open10C	1:50.508	11 11	+7.191 +2.098	150.7
22	26 Jan Hedegaard JENSEN	DEN	MDS RACING	KAWASAKI	PIRELLI	Open10C	1:50.658	10 12	+7.341 +0.150	150.5
23	49 Raúl TORRAS MARTINEZ	ESP	OPTIMARK ROAD RACING TEAM BY TORRAS RACING	KAWASAKI	MICHELIN	Open10C	1:51.313	6 11	+7.996 +0.655	149.6
24	4 Javier ARTIME GONZALEZ	ESP	TEAM HONDA LAGLISSE	HONDA	DUNLOP	Open10C	1:53.301	11 12	+9.984 +1.988	147.0
25	10 Pablo GARCIA CASTRO	ESP	FIFTY MOTOR SPORT	YAMAHA	MICHELIN	Open10C	1:53.865	3 10	+10.548 +0.564	146.3
26	66 Philippe LE GALLO	FRA	PLG 66 RACING	YAMAHA	DUNLOP	Open10C	1:54.031	2 6	+10.714 +0.166	146.1

Max. qual. time: 1:55.715

7	Genis GELADA RODRIGUEZ	ESP	TEAM SPEED RACING	KAWASAKI	MICHELIN	SBK		2		
62	Nicholas Peter EDGELEY	GBR	TEAM EDGE RST RACING	BMW MOTORRAD	PIRELLI	Open10C		1		

Fastest Lap: Lap 11 | Carmelo MORALES GOMEZ | **1:43.317** | 161.2 Kph

Published at:

Track Status: **DRY**

Race Director:	Timekeeper:
-----------------------	--------------------



Best Sector Times

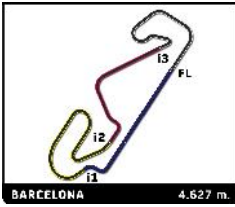
Sector 1			Sector 2			Sector 3			Ideal Lap	Best Lap	
Pos	No Rider	Time	No Rider	Time	No Rider	Time	Pos	No Rider			
1	81 J.TORRES FERNANDEZ	17.968	11 J.GUARNONI GOMA	32.227	81 J.TORRES FERNANDEZ	21.343	1	31 C.MORALES GOMEZ	1:43.317	1:43.317	(1)
2	31 C.MORALES GOMEZ	18.071	70 M.ALCOBA ESPI	32.241	40 R.RAMOS ALVARO	21.373	2	70 M.ALCOBA ESPI	1:43.335	1:43.340	(2)
3	70 M.ALCOBA ESPI	18.103	47 A.RODRIGUEZ CAMPILLO	32.245	70 M.ALCOBA ESPI	21.379	3	47 A.RODRIGUEZ CAMPILLO	1:43.473	1:43.644	(3)
4	20 F.MARINO	18.137	31 C.MORALES GOMEZ	32.249	47 A.RODRIGUEZ CAMPILLO	21.396	4	81 J.TORRES FERNANDEZ	1:43.499	1:43.711	(4)
5	40 R.RAMOS ALVARO	18.150	40 R.RAMOS ALVARO	32.349	31 C.MORALES GOMEZ	21.415	5	40 R.RAMOS ALVARO	1:43.673	1:44.068	(7)
6	85 P.ROMERO BARBOSA	18.216	34 X.PINSACH CABAÑAS	32.384	34 X.PINSACH CABAÑAS	21.520	6	34 X.PINSACH CABAÑAS	1:43.843	1:43.891	(5)
7	11 J.GUARNONI GOMA	18.219	81 J.TORRES FERNANDEZ	32.415	94 N.URAMOTO	21.575	7	11 J.GUARNONI GOMA	1:43.908	1:43.908	(6)
8	75 I.LOPES	18.256	57 C.PALOMARES VILAR	32.480	2 R.TAMBURINI	21.612	8	20 F.MARINO	1:44.206	1:44.401	(8)
9	34 X.PINSACH CABAÑAS	18.274	20 F.MARINO	32.543	20 F.MARINO	21.635	9	94 N.URAMOTO	1:44.274	1:44.475	(9)
10	47 A.RODRIGUEZ CAMPILLO	18.303	94 N.URAMOTO	32.552	11 J.GUARNONI GOMA	21.697	10	57 C.PALOMARES VILAR	1:44.511	1:44.842	(12)
11	57 C.PALOMARES VILAR	18.328	75 I.LOPES	32.650	75 I.LOPES	21.726	11	2 R.TAMBURINI	1:44.611	1:44.669	(10)
12	94 N.URAMOTO	18.329	2 R.TAMBURINI	32.686	72 C.LEESCH	21.815	12	75 I.LOPES	1:44.651	1:44.711	(11)
13	2 R.TAMBURINI	18.347	85 P.ROMERO BARBOSA	32.694	51 K.SIEDER	21.825	13	85 P.ROMERO BARBOSA	1:44.751	1:44.845	(13)
14	51 K.SIEDER	18.377	64 A.PAK	32.775	85 P.ROMERO BARBOSA	21.845	14	64 A.PAK	1:45.281	1:45.300	(14)
15	72 C.LEESCH	18.385	73 A.BONILLA PORRAS	32.900	57 C.PALOMARES VILAR	21.848	15	72 C.LEESCH	1:45.287	1:45.670	(16)
16	64 A.PAK	18.498	72 C.LEESCH	32.954	19 P.DUFOUR	21.860	16	51 K.SIEDER	1:45.486	1:45.588	(15)
17	19 P.DUFOUR	18.556	51 K.SIEDER	32.987	64 A.PAK	21.884	17	19 P.DUFOUR	1:45.985	1:46.297	(18)
18	73 A.BONILLA PORRAS	18.833	19 P.DUFOUR	32.997	73 A.BONILLA PORRAS	22.026	18	73 A.BONILLA PORRAS	1:45.991	1:46.046	(17)
19	8 J.ZAMORANO ARANDA	19.019	8 J.ZAMORANO ARANDA	33.307	8 J.ZAMORANO ARANDA	22.282	19	8 J.ZAMORANO ARANDA	1:47.180	1:47.440	(19)
20	21 F.ALONSO HERNANDEZ	19.025	21 F.ALONSO HERNANDEZ	33.569	21 F.ALONSO HERNANDEZ	22.514	20	21 F.ALONSO HERNANDEZ	1:48.110	1:48.410	(20)
21	7 G.GELADA RODRIGUEZ	19.520	26 J.JENSEN	34.205	26 J.JENSEN	22.968	21	26 J.JENSEN	1:50.415	1:50.658	(22)
22	26 J.JENSEN	19.538	62 N.EDGELEY	34.258	49 R.TORRAS MARTINEZ	23.006	22	6 R.GALLAND	1:50.499	1:50.508	(21)
23	6 R.GALLAND	19.544	6 R.GALLAND	34.462	6 R.GALLAND	23.024	23	49 R.TORRAS MARTINEZ	1:51.069	1:51.313	(23)
24	4 J.ARTIME GONZALEZ	19.576	49 R.TORRAS MARTINEZ	34.463	62 N.EDGELEY	23.152	24	62 N.EDGELEY	1:51.284		
25	62 N.EDGELEY	19.586	4 J.ARTIME GONZALEZ	35.053	66 P.LE GALLO	23.243	25	4 J.ARTIME GONZALEZ	1:53.012	1:53.301	(24)
26	49 R.TORRAS MARTINEZ	19.796	10 P.GARCIA CASTRO	35.258	10 P.GARCIA CASTRO	23.569	26	66 P.LE GALLO	1:53.438	1:54.031	(26)
27	10 P.GARCIA CASTRO	20.161	66 P.LE GALLO	35.350	4 J.ARTIME GONZALEZ	23.574	27	10 P.GARCIA CASTRO	1:53.539	1:53.865	(25)
28	66 P.LE GALLO	20.215	7 G.GELADA RODRIGUEZ	41.309	7 G.GELADA RODRIGUEZ	24.225	28	7 G.GELADA RODRIGUEZ	1:59.730		



After

Event maximum speed

No Rider	Team	Bike	Class	Top Speed	Lap	Session
81 Jordi TORRES FERNANDEZ	TEAM HONDA LAGLISSE	HONDA	SBK	305.9	12	Entrenamiento Cronome
19 Paul DUFOUR	SUZUKI JEG RACING	SUZUKI	Open1000	301.7	11	Entrenamiento Cronome
20 Florian MARINO	BMW EASYRACE TEAM	BMW MOTORRAD	SBK	301.7	4	Entrenamiento Cronome
70 Marc ALCOBA ESPI	ETG RACING	YAMAHA	SBK	301.7	11	Entrenamiento Cronome
40 Roman RAMOS ALVARO	KAWASAKI PALMETO PL RACING	KAWASAKI	SBK	300.8	6	Entrenamiento Cronome
75 Ivo LOPES	EASY RACE TEAM	BMW MOTORRAD	Open1000	300.0	5	Entrenamiento Cronome
72 Chris LEESCH	SUZUKI JEG RACING	SUZUKI	Open1000	297.5	14	Entrenamiento Cronome
85 Pedro Nuno ROMERO BARBOSA	YAMAHA STRATOS	YAMAHA	SBK	297.5	13	Entrenamiento Cronome
94 Naomichi URAMOTO	SUZUKI JEG RACING	SUZUKI	SBK	297.5	11	Entrenamiento Cronome
57 Christian PALOMARES VILAR	SP57 RACING TEAM	YAMAHA	SBK	296.7	5	Entrenamiento Cronome
11 Jeremy GUARNONI GOMA	TACK KAWASAKI	KAWASAKI	SBK	295.9	11	Entrenamiento Cronome
31 Carmelo MORALES GOMEZ	CARDOSO RACING	YAMAHA	SBK	295.9	11	Entrenamiento Cronome
34 Xavier PINSACH CABAÑAS	XCTECH	KAWASAKI	SBK	295.9	4	Entrenamiento Cronome
51 Kevin SIEDER	SUZUKI JEG RACING	SUZUKI	Open1000	295.9	14	Entrenamiento Cronome
47 Angel RODRIGUEZ CAMPILLO	GASSS RACING TEAM	YAMAHA	SBK	290.3	5	Entrenamiento Cronome
64 Asrin Rodi PAK	YAMAHA STRATOS	YAMAHA	SBK	289.5	14	Entrenamiento Cronome
73 Andoitz BONILLA PORRAS	MDR SPAIN CIRCUITS	YAMAHA	Open1000	286.5	6	Entrenamiento Cronome
2 Roberto TAMBURINI	TEAM SPEED RACING	KAWASAKI	SBK	282.7	4	Entrenamiento Cronome
21 Francisco J. ALONSO HERNANDEZ	CLUB ALOMOSPORT	KAWASAKI	SBK	280.5	11	Entrenamiento Cronome
8 Joan ZAMORANO ARANDA	ETG RACING	YAMAHA	Open1000	278.4	10	Entrenamiento Cronome
26 Jan Hedegaard JENSEN	MDS RACING	KAWASAKI	Open1000	274.1	11	Entrenamiento Cronome
49 Raül TORRAS MARTINEZ	OPTIMARK ROAD RACING TEAM BY TORRAS RACING	KAWASAKI	Open1000	274.1	2	Entrenamiento Cronome
10 Pablo GARCIA CASTRO	FIFTY MOTOR SPORT	YAMAHA	Open1000	273.4	4	Entrenamiento Cronome
4 Javier ARTIME GONZALEZ	TEAM HONDA LAGLISSE	HONDA	Open1000	271.4	10	Entrenamiento Cronome
6 Romain GALLAND	YAMAHA STRATOS	YAMAHA	Open1000	270.0	6	Entrenamiento Cronome
7 Genis GELADA RODRIGUEZ	TEAM SPEED RACING	KAWASAKI	SBK	268.0	3	Entrenamiento Cronome
62 Nicholas Peter EDGELEY	TEAM EDGE RST RACING	BMW MOTORRAD	Open1000	260.9	2	Entrenamiento Cronome
66 Philippe LE GALLO	PLG 66 RACING	YAMAHA	Open1000	257.1	4	Entrenamiento Cronome



Fastest Lap Sequence

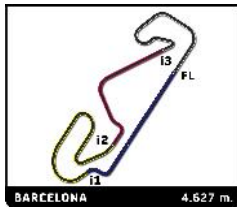
Elapsed	No Rider	Team	Bike	Class	Time	Kph	Lap
---------	----------	------	------	-------	------	-----	-----



Sector Analysis

— Invalidated Lap ■ Personal Best ■ Session Best B Crossing the pit lane

Lap	Time	Sector 1	Sector 2	Sector 3	Kph	Elapsed	Lap	Time	Sector 1	Sector 2	Sector 3	Kph	Elapsed
2 Roberto TAMBURINI ITA													
TEAM SPEED RACING KAWASAKI													
1	3:01.048	1:17.743	37.039	23.361	89.2	3:01.048	9	6:33.686	5:04.232	33.968	22.478	42.3	22:24.920
2	1:49.614	19.466	34.500	22.301	152.0	4:50.662	10	1:49.128	19.419	33.641	22.586	152.6	24:14.048
3	1:45.549	18.582	32.929	21.806	157.8	6:36.211	11	1:47.611	19.382	33.307	22.350	154.8	26:01.659
4	1:50.189	18.500	33.817	22.795	151.2	8:26.400	12	1:47.440	19.052	33.360	22.282	155.0	27:49.099
5	1:54.056	B 18.348	32.914	21.726	146.0	10:20.456	13	1:47.933	19.019	33.533	22.574	154.3	29:37.032
6	15:01.507	...	38.454	24.515	18.5	25:21.963	14	1:48.584	19.067	33.790	22.514	153.4	31:25.616
7	1:45.254	18.496	32.788	21.724	158.3	27:07.217							
8	1:48.566	18.347	33.452	23.631	153.4	28:55.783							
9	1:44.669	18.405	32.686	21.612	159.1	30:40.452							
4 Javier ARTIME GONZALEZ ESP													
TEAM HONDA LAGLISSE HONDA													
1	2:26.921	47.799	38.274	24.591	109.9	2:26.921							
2	1:58.169	20.326	35.989	24.175	141.0	4:25.090							
3	1:55.492	20.204	35.415	23.598	144.2	6:20.582							
4	1:55.926	20.302	35.847	24.148	143.7	8:16.508							
5	1:57.007	20.062	36.226	24.306	142.4	10:13.515							
6	1:56.617	19.984	36.327	24.396	142.8	12:10.132							
7	2:20.111	B 21.710	41.906	28.198	118.9	14:30.243							
8	<u>9:14.140</u>	7:33.699	37.427	27.484	30.1	23:44.383							
9	1:57.024	19.911	37.659	24.505	142.3	25:41.407							
10	1:57.474	19.659	35.290	23.574	141.8	27:38.881							
11	1:53.301	19.576	35.053	23.765	147.0	29:32.182							
12	1:53.942	19.803	35.116	24.214	146.2	31:26.124							
6 Romain GALLAND FRA													
YAMAHA STRATOS YAMAHA													
1	2:47.100	1:11.097	36.662	24.407	96.6	2:47.100							
2	1:52.928	19.932	34.911	23.614	147.5	4:40.028							
3	1:51.879	19.818	34.814	23.351	148.9	6:31.907							
4	2:08.976	B 20.055	35.143	25.054	129.1	8:40.883							
5	8:26.366	6:53.279	35.458	23.621	32.9	17:07.249							
6	1:50.731	19.651	34.468	23.039	150.4	18:57.980							
7	1:50.849	19.580	34.470	23.115	150.3	20:48.829							
8	1:50.651	19.579	34.521	23.024	150.5	22:39.480							
9	2:07.985	B 19.838	36.315	24.087	130.1	24:47.465							
10	3:25.380	1:52.289	35.313	23.663	81.1	28:12.845							
11	1:50.508	19.544	34.462	23.033	150.7	30:03.353							
7 Genis GELADA RODRIGUEZ ESP													
TEAM SPEED RACING KAWASAKI													
1	3:41.320	B 1:36.380	45.051	29.788	72.9	3:41.320							
2	<u>8:57.011</u>	7:16.801	41.309	24.225	31.0	12:38.331							
8 Joan ZAMORANO ARANDA ESP													
ETG RACING YAMAHA													
1	2:52.427	1:18.916	36.202	23.422	93.6	2:52.427							
2	1:50.043	19.259	33.799	22.697	151.4	4:42.470							
3	1:49.573	19.348	33.859	22.700	152.0	6:32.043							
4	1:48.641	19.585	33.784	22.448	153.3	8:20.684							
5	1:49.134	19.180	33.782	23.278	152.6	10:09.818							
6	1:48.049	19.154	33.588	22.485	154.2	11:57.867							
7	1:48.345	19.072	33.886	22.383	153.7	13:46.212							
8	2:05.022	B 19.604	34.842	23.508	133.2	15:51.234							
10 Pablo GARCIA CASTRO ESP													
FIFTY MOTOR SPORT YAMAHA													
1	4:56.356	3:17.576	37.654	24.783	54.5	4:56.356							
2	1:54.769	20.444	35.763	23.753	145.1	6:51.125							
3	1:53.865	20.161	35.413	23.569	146.3	8:44.990							
4	1:54.138	20.207	35.693	23.687	145.9	10:39.128							
5	1:54.697	20.242	35.416	23.633	145.2	12:33.825							
6	1:54.305	20.229	35.258	23.957	145.7	14:28.130							
7	2:20.655	B 20.545	38.919	27.857	118.4	16:48.785							
8	10:12.542	8:34.587	38.879	24.003	27.2	27:01.327							
9	1:54.567	20.478	35.709	23.668	145.4	28:55.894							
10	1:54.460	20.168	35.429	23.740	145.5	30:50.354							
11 Jeremy GUARNONI GOMA FRA													
TACK KAWASAKI KAWASAKI													
1	1:54.202	23.128	34.663	23.095	141.4	1:54.202							
2	1:50.004	18.752	33.325	25.281	151.4	3:44.206							
3	<u>1:45.506</u>	18.453	32.789	21.894	157.9	5:29.712							
4	2:02.670	B 18.893	35.522	23.312	135.8	7:32.382							
5	5:27.752	3:58.404	34.010	22.716	50.8	13:00.134							
6	1:45.283	18.446	32.604	21.785	158.2	14:45.417							
7	1:45.105	18.333	32.513	21.835	158.5	16:30.522							
8	1:44.562	18.244	32.479	21.927	159.3	18:15.084							
9	<u>2:05.197</u>	B 19.387	36.614	23.294	133.0	20:20.281							
10	6:29.525	4:55.961	36.337	23.643	42.8	26:49.806							
11	1:48.792	18.365	32.838	24.882	153.1	28:38.598							
12	1:43.908	18.219	32.227	21.697	160.3	30:22.506							
19 Paul DUFOUR FRA													
SUZUKI JEG RACING SUZUKI													
1	2:12.007	38.326	35.923	23.587	122.3	2:12.007							
2	1:48.948	19.233	33.998	22.455	152.9	4:00.955							
3	1:48.032	18.982	33.498	22.391	154.2	5:48.987							
4	1:47.814	18.948	33.634	22.213	154.5	7:36.801							
5	1:47.411	18.908	33.241	22.275	155.1	9:24.212							
6	1:49.811	18.724	33.592	23.292	151.7	11:14.023							
7	1:47.287	18.737	33.278	22.178	155.3	13:01.310							
8	<u>2:09.030</u>	B 20.170	38.084	23.494	129.1	15:10.340							
9	6:02.006	4:28.236	36.059	23.449	46.0	21:12.346							
10	1:46.767	18.821	33.110	22.037	156.0	22:59.113							
11	1:46.392	18.556	32.997	22.114	156.6	24:45.505							
12	1:46.297	18.768	33.097	21.860	156.7	26:31.802							
13	<u>2:22.274</u>	B 22.201	39.942	26.059	117.1	28:54.076							
20 Florian MARINO FRA													
BMW EASYRACE TEAM BMW MOTORRAD													
1	1:51.542	22.420	34.056	22.664	144.7	1:51.542							
2	1:44.918	18.453	32.743	21.785	158.8	3:36.460							
3	1:50.378	19.760	33.400	25.021	150.9	5:26.838							
4	1:58.154	B 18.137	33.651	22.009	141.0	7:24.992							



Sector Analysis

— Invalidated Lap ■ Personal Best ■ Session Best B Crossing the pit lane

Lap	Time	Sector 1	Sector 2	Sector 3	Kph	Elapsed	Lap	Time	Sector 1	Sector 2	Sector 3	Kph	Elapsed
10	1:51.752	20.150	34.551	23.068	149.1	23:42.459							
11	<u>2:28.536</u> B	21.151	47.566	24.937	112.1	26:10.995							
51	Kevin SIEDER					AUT	66	Philippe LE GALLO					FRA
	SUZUKI JEG RACING					SUZUKI		PLG 66 RACING					YAMAHA
1	2:23.623	47.042	38.078	24.492	112.4	2:23.623	1	2:42.550	1:05.360	36.178	23.444	99.3	2:42.550
2	1:47.757	19.038	33.511	22.279	154.6	4:11.380	2	<u>1:54.031</u>	20.315	35.475	23.243	146.1	4:36.581
3	1:46.386	18.745	33.075	22.100	156.6	5:57.766	3	1:54.664	20.215	35.350	23.639	145.3	6:31.245
4	1:46.519	18.685	33.203	22.023	156.4	7:44.285	4	1:54.888	20.326	36.424	23.508	145.0	8:26.133
5	1:46.597	18.595	33.061	22.201	156.3	9:30.882	5	2:17.468 B	20.402	39.979	24.844	121.2	10:43.601
6	1:46.540	18.655	33.376	21.990	156.3	11:17.422	6	16:27.716 B	...	38.193	31.032	16.9	27:11.317
7	1:46.414	18.722	33.172	22.044	156.5	13:03.836							
8	1:50.023	18.441	33.265	22.041	151.4	14:53.859	70	Marc ALCOBA ESPI					ESP
9	2:04.423 B	18.646	33.825	23.776	133.9	16:58.282		ETG RACING					YAMAHA
10	5:12.129	3:37.226	37.762	24.278	53.4	22:10.411	1	2:37.552	1:08.434	34.800	22.089	102.5	2:37.552
11	1:46.318	18.688	33.231	21.908	156.7	23:56.729	2	<u>1:43.340</u>	18.108	32.241	21.379	161.2	4:20.892
12	<u>1:45.588</u>	18.439	32.987	21.836	157.8	25:42.317	3	2:00.109 B	18.978	32.909	21.509	138.7	6:21.001
13	1:45.961	18.740	33.099	21.825	157.2	27:28.278	4	8:04.052	6:37.473	32.836	21.697	34.4	14:25.053
14	1:46.065	18.377	33.251	22.021	157.0	29:14.343	5	1:44.215	18.222	32.538	21.629	159.8	16:09.268
15	1:46.063	18.540	32.993	21.878	157.1	31:00.406	6	1:44.413	18.261	32.647	21.603	159.5	17:53.681
							7	<u>2:02.666</u> B	19.299	34.321	22.177	135.8	19:56.347
57	Christian PALOMARES VILAR					ESP	8	6:08.515	4:37.674	32.800	22.428	45.2	26:04.862
	SP57 RACING TEAM					YAMAHA	9	1:44.260	18.103	32.317	21.438	159.8	27:49.122
1	2:25.444	51.388	38.177	23.141	111.0	2:25.444	10	1:43.815	18.117	32.343	21.710	160.5	29:32.937
2	1:44.943	18.438	32.555	21.940	158.7	4:10.387	11	<u>1:54.075</u>	21.094	37.766	22.354	146.0	31:27.012
3	<u>1:44.842</u>	18.328	32.677	21.892	158.9	5:55.229							
4	<u>1:44.774</u>	18.490	32.581	21.848	159.0	7:40.003	72	Chris LEESCH					LUX
5	1:58.033 B	18.725	34.834	22.279	141.1	9:38.036		SUZUKI JEG RACING					SUZUKI
6	9:01.442	7:24.515	35.056	27.053	30.8	18:39.478	1	2:19.113	47.884	35.693	22.583	116.0	2:19.113
7	1:45.033	18.587	32.615	21.908	158.6	20:24.511	2	1:46.438	18.605	33.224	21.900	156.5	4:05.551
8	1:44.883	18.472	32.480	21.950	158.8	22:09.394	3	1:46.147	18.565	33.281	21.842	156.9	5:51.698
9	<u>2:04.831</u>	20.126	39.461	24.501	133.4	24:14.225	4	<u>1:45.670</u>	18.699	33.023	21.815	157.6	7:37.368
10	1:44.903	18.491	32.626	21.931	158.8	25:59.128	5	2:05.416 B	18.554	34.409	23.811	132.8	9:42.784
11	1:44.956	18.510	32.668	21.885	158.7	27:44.084	6	2:46.407	1:13.772	34.885	23.730	100.1	12:29.191
12	<u>1:42.644</u>	18.582	35.899	22.930	151.9	29:33.728	7	1:49.682	18.602	33.073	21.847	151.9	14:18.873
13	2:02.219 B	18.541	33.627	22.738	136.3	31:35.947	8	1:45.686	18.494	33.052	21.830	157.6	16:04.559
							9	2:00.769 B	18.868	33.880	22.602	137.9	18:05.328
62	Nicholas Peter EDGELEY					GBR	10	4:43.197	3:09.879	36.200	23.538	58.8	22:48.525
	TEAM EDGE RST RACING					BMW MOTORRAD	11	1:50.280	18.385	32.954	23.608	151.0	24:38.805
1	2:14.826	40.566	35.823	24.149	119.7	2:14.826	12	1:53.969	18.424	33.071	22.117	146.2	26:32.774
							13	1:52.143	19.499	37.164	22.538	148.5	28:24.917
							14	1:45.764	18.410	33.110	21.894	157.5	30:10.681
64	Asrin Rodi PAK					TUR							
	YAMAHA STRATOS					YAMAHA	73	Andoitz BONILLA PORRAS					ESP
1	2:30.613	48.102	35.829	23.499	107.2	2:30.613		MDR SPAIN CIRCUITS					YAMAHA
2	<u>1:47.851</u>	19.001	33.670	22.758	154.4	4:18.464	1	2:22.807	48.485	35.761	23.133	113.0	2:22.807
3	1:46.101	18.771	33.071	21.884	157.0	6:04.565	2	1:49.579	19.051	33.551	22.254	152.0	4:12.386
4	<u>1:45.763</u>	18.628	32.998	21.994	157.5	7:50.328	3	2:08.824 B	18.866	32.900	22.166	129.3	6:21.210
5	1:45.300	18.498	32.775	21.903	158.2	9:35.628	4	10:21.295	8:45.449	37.556	25.380	26.8	16:42.505
6	1:58.624 B	18.592	33.019	22.139	140.4	11:34.252	5	1:46.655	18.919	33.084	22.298	156.2	18:29.160
7	5:13.149	3:43.964	34.116	22.604	53.2	16:47.401	6	1:56.382 B	18.914	33.116	22.180	143.1	20:25.542
8	1:45.937	18.656	32.883	22.095	157.2	18:33.338	7	8:26.800	6:56.489	34.778	22.425	32.9	28:52.342
9	1:45.988	18.739	32.899	22.099	157.2	20:19.326	8	1:46.046	18.833	32.955	22.026	157.1	30:38.388
10	1:45.977	18.771	32.840	22.139	157.2	22:05.303							
11	1:46.038	18.757	32.961	22.134	157.1	23:51.341	75	Ivo LOPES					POR
12	1:58.990 B	18.935	33.183	22.420	140.0	25:50.331		EASY RACE TEAM					BMW MOTORRAD
13	2:55.521	1:25.228	35.343	22.360	94.9	28:45.852	1	1:53.864	23.841	34.435	22.626	141.8	1:53.864
14	1:46.399	18.622	33.086	22.113	156.6	30:32.251	2	1:46.874	18.888	33.328	22.127	155.9	3:40.738
							3	1:45.872	18.589	33.075	21.921	157.3	5:26.610



Sector Analysis

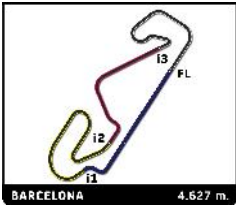
— Invalidated Lap ■ Personal Best ■ Session Best B Crossing the pit lane

Lap	Time	Sector 1	Sector 2	Sector 3	Kph	Elapsed	Lap	Time	Sector 1	Sector 2	Sector 3	Kph	Elapsed
4	1:45.547	18.491	33.027	21.860	157.8	7:12.157	12	1:44.936	18.380	32.682	21.860	158.7	27:59.171
5	1:45.194	18.256	32.905	21.914	158.3	8:57.351	13	1:44.719	18.329	32.593	21.744	159.1	29:43.890
6	2:05.371 B	18.560	35.066	23.280	132.9	11:02.722	14	1:44.843	18.438	32.651	21.747	158.9	31:28.733
7	7:46.809	6:14.361	34.623	22.957	35.7	18:49.531							
8	1:44.983	18.389	32.802	21.773	158.7	20:34.514							
9	1:45.012	18.454	32.700	21.774	158.6	22:19.526							
10	2:00.762 B	18.402	32.737	22.087	137.9	24:20.288							
11	4:12.173	2:43.989	33.793	22.112	66.1	28:32.461							
12	1:44.711	18.291	32.650	21.726	159.1	30:17.172							

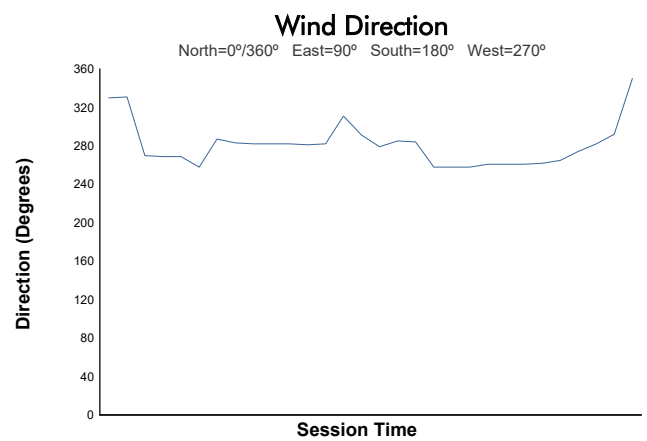
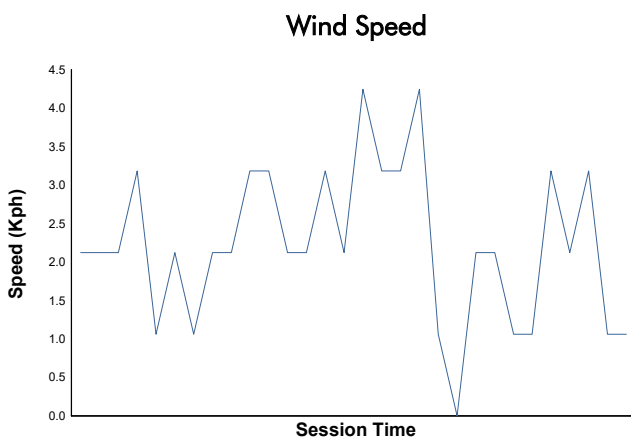
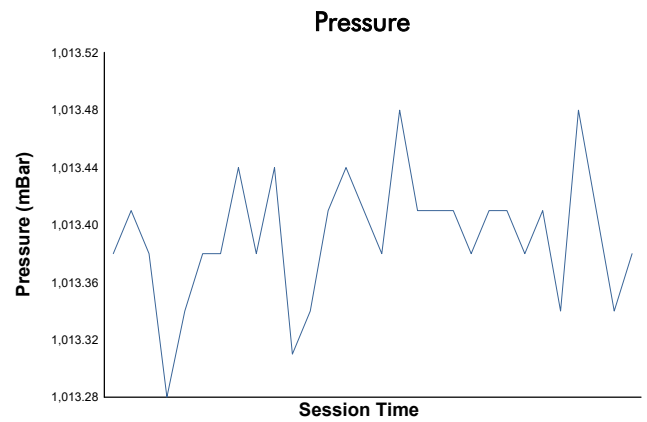
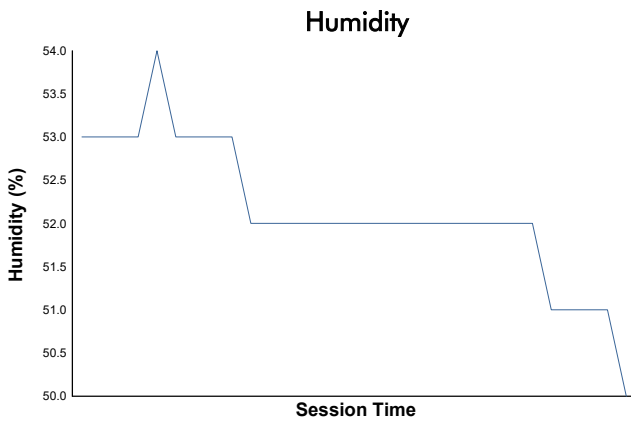
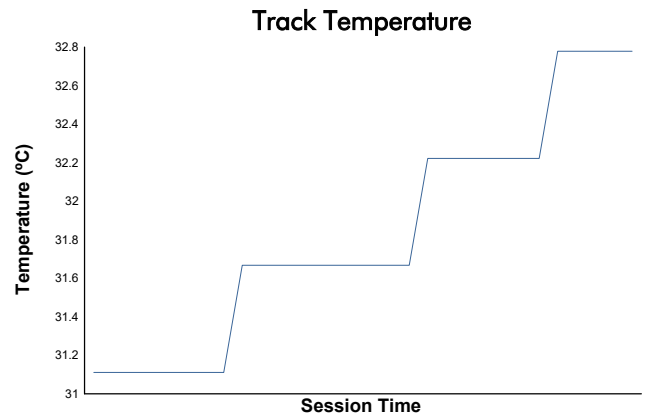
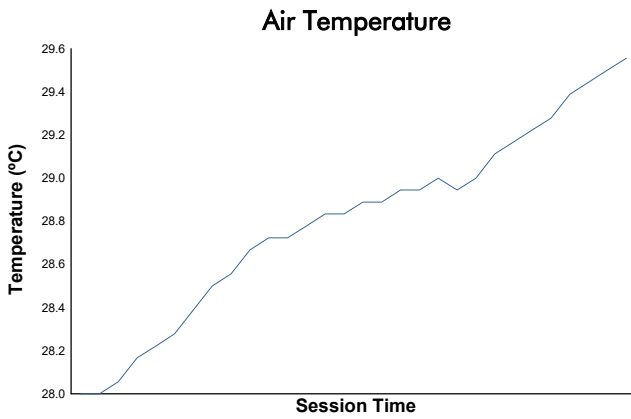
81		Jordi TORRES FERNANDEZ					ESP
		TEAM HONDA LAGLISSE					HONDA
1	2:36.060	1:03.280	36.339	23.510	103.4	2:36.060	
2	1:49.879	18.222	37.152	21.860	151.6	4:25.939	
3	<u>1:46.001</u>	18.606	32.927	21.716	157.1	6:11.940	
4	<u>1:44.075</u>	18.099	32.561	21.565	160.0	7:56.015	
5	1:44.138	18.062	32.550	21.601	160.0	9:40.153	
6	1:44.337	18.064	32.667	21.559	159.6	11:24.490	
7	2:01.022 B	18.360	33.254	21.922	137.6	13:25.512	
8	7:17.453	5:47.323	34.968	22.384	38.1	20:42.965	
9	1:43.711	18.166	32.415	21.343	160.6	22:26.676	
10	1:44.120	18.082	32.583	21.518	160.0	24:10.796	
11	1:43.819	17.968	32.568	21.510	160.4	25:54.615	
12	1:44.094	18.055	32.602	21.379	160.0	27:38.709	
13	1:44.446	18.095	32.699	21.571	159.5	29:23.155	
14	1:44.858	18.071	32.863	21.720	158.9	31:08.013	

85		Pedro Nuno ROMERO BARBOSA					POR
		YAMAHA STRATOS					YAMAHA
1	2:15.909	43.922	35.693	23.324	118.8	2:15.909	
2	1:46.909	18.784	33.609	22.239	155.8	4:02.818	
3	<u>1:46.258</u>	18.575	32.872	22.040	156.8	5:49.076	
4	1:45.490	18.312	32.732	22.188	157.9	7:34.566	
5	1:45.488	18.435	32.857	21.976	157.9	9:20.054	
6	1:45.328	18.391	32.794	22.011	158.1	11:05.382	
7	1:56.738 B	18.540	33.125	22.228	142.7	13:02.120	
8	<u>6:42.265</u>	5:13.621	33.866	22.326	41.4	19:44.385	
9	1:45.296	18.378	32.747	22.006	158.2	21:29.681	
10	1:45.208	18.280	32.786	21.926	158.3	23:14.889	
11	1:44.845	18.246	32.694	21.855	158.9	24:59.734	
12	1:44.909	18.216	32.758	21.845	158.8	26:44.643	
13	1:48.307	18.592	33.572	23.430	153.8	28:32.950	
14	1:44.992	18.320	32.798	21.878	158.7	30:17.942	

94		Naomichi URAMOTO					JPN
		SUZUKI JEG RACING					SUZUKI
1	2:23.148	46.832	38.008	24.409	112.8	2:23.148	
2	1:46.558	19.053	33.127	21.792	156.3	4:09.706	
3	1:44.645	18.445	32.582	21.656	159.2	5:54.351	
4	1:44.475	18.498	32.584	21.575	159.4	7:38.826	
5	<u>2:03.112 B</u>	19.938	35.270	22.509	135.3	9:41.938	
6	<u>4:52.985</u>	3:23.167	35.427	22.014	56.9	14:34.923	
7	1:45.039	18.448	32.787	21.716	158.6	16:19.962	
8	1:44.796	18.334	32.552	21.662	158.9	18:04.758	
9	<u>2:01.232 B</u>	18.536	34.420	22.645	137.4	20:05.990	
10	<u>4:20.040</u>	2:51.246	33.994	21.859	64.1	24:26.030	
11	1:48.205	18.365	32.555	24.222	153.9	26:14.235	



Weather Report



Track Status: XXXXXXXXXX