

SBK

CAMPEONATO DE ESPAÑA DE SUPERBIKE

Carrera 1 ((16 laps, 73.9 km.))

Classification

Rider	Nat	Team	Bike	Cl.	Laps	Total Time	Gap	Kph	Best Lap		
									Lap	Time Kph	
1	31	Carmelo MORALES GOMEZ	ESP CARDOSO RACING	YAMAHA	SBK	16	28:04.322	-	157.9	3	1:44.643 159.2
2	81	Jordi TORRES FERNANDEZ	ESP TEAM HONDA LAGLISSE	HONDA	SBK	16	28:05.097	+0.775	157.9	3	1:44.609 159.2
3	70	Marc ALCOBA ESPI	ESP ETG RACING	YAMAHA	SBK	16	28:07.422	+3.100	157.6	2	1:44.668 159.1
4	40	Roman RAMOS ALVARO	ESP KAWASAKI PALMETO FL RACING	KAWASAKI	SBK	16	28:10.511	+6.189	157.3	4	1:44.956 158.7
5	34	Xavier PINSACH CABAÑAS	ESP XCTECH	KAWASAKI	SBK	16	28:12.895	+8.573	157.1	2	1:44.761 159.0
6	20	Florian MARINO	FRA BMW EASYRACE TEAM	BMW MOTORRAD	SBK	16	28:21.136	+16.814	156.4	15	1:45.635 157.7
7	57	Christian PALOMARES VILAR	ESP SP57 RACING TEAM	YAMAHA	SBK	16	28:21.883	+17.561	156.3	3	1:45.782 157.5
8	75	Ivo LOPES	POR EASY RACE TEAM	BMW MOTORRAD	Open1000	16	28:26.369	+22.047	155.9	7	1:45.687 157.6
9	2	Roberto TAMBURINI	ITA TEAM SPEED RACING	KAWASAKI	SBK	16	28:28.484	+24.162	155.7	3	1:45.710 157.6
10	85	Pedro Nuno ROMERO BARBOSA	POR YAMAHA STRATOS	YAMAHA	SBK	16	28:28.594	+24.272	155.7	4	1:45.915 157.3
11	47	Angel RODRIGUEZ CAMPILLO	ESP GASSS RACING TEAM	YAMAHA	SBK	16	28:37.723	+33.401	154.9	4	1:45.741 157.5
12	64	Asrin Rodi PAK	TUR YAMAHA STRATOS	YAMAHA	SBK	16	28:42.481	+38.159	154.4	4	1:46.474 156.4
13	19	Paul DUFOUR	FRA SUZUKI JEG RACING	SUZUKI	Open1000	16	29:05.015	+1:00.693	152.4	4	1:47.832 154.5
14	8	Joan ZAMORANO ARANDA	ESP ETG RACING	YAMAHA	Open1000	16	29:05.150	+1:00.828	152.4	3	1:48.130 154.0
15	73	Andoitz BONILLA PORRAS	ESP MDR SPAIN CIRCUITS	YAMAHA	Open1000	16	29:31.777	+1:27.455	150.1	8	1:47.170 155.4
16	26	Jan Hedegaard JENSEN	DEN MDS RACING	KAWASAKI	Open1000	15	28:18.696	1 Lap	146.8	12	1:51.337 149.6
17	49	Raül TORRAS MARTINEZ	ESP OPTIMARK ROAD RACING TEAM BY TORRAS RACING	KAWASAKI	Open1000	15	28:21.162	1 Lap	146.6	10	1:51.719 149.1
18	72	Chris LEESCH	LUX SUZUKI JEG RACING	SUZUKI	Open1000	15	28:38.997	1 Lap	145.1	3	1:46.665 156.2
19	4	Javier ARTIME GONZALEZ	ESP TEAM HONDA LAGLISSE	HONDA	Open1000	15	28:45.414	1 Lap	144.5	3	1:52.189 148.5
20	66	Philippe LE GALLO	FRA PLG 66 RACING	YAMAHA	Open1000	15	28:46.457	1 Lap	144.4	3	1:53.032 147.4
21	10	Pablo GARCIA CASTRO	ESP FIFTY MOTOR SPORT	YAMAHA	Open1000	15	29:45.673	1 Lap	139.6	8	1:55.404 144.3
22	21	Francisco J. ALONSO HERNANDEZ	ESP CLUB ALOMOSPORT	KAWASAKI	SBK	14	29:07.368	2 Laps	133.2	13	1:49.546 152.1

Not classified:

11	Jeremy GUARNONI GOMA	FRA	TACK KAWASAKI	KAWASAKI	SBK	7	18:04.720			4	1:45.070 158.5
----	----------------------	-----	---------------	----------	-----	---	------------------	--	--	---	-----------------------

Retired

94	Naomichi URAMOTO	JPN	SUZUKI JEG RACING	SUZUKI	SBK	11	19:35.681			3	1:44.518 159.4
6	Romain GALLAND	FRA	YAMAHA STRATOS	YAMAHA	Open1000	9	17:11.698			7	1:52.356 148.3
51	Kevin SIEDER	AUT	SUZUKI JEG RACING	SUZUKI	Open1000	4	8:25.840			2	1:46.225 156.8

Pole Position

MORALES GOMEZ, Carme	1:43.317	
----------------------	-----------------	--

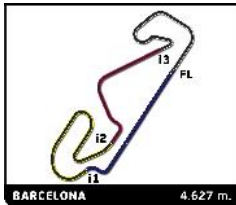
Fastest Lap

Lap 3	Naomichi URAMOTO	1:44.518	159.4 Kph
-------	------------------	-----------------	-----------

Published at:

Track Status: **DRY**

Stewards:	Timekeeper:
-----------	-------------



SBK CAMPEONATO DE ESPAÑA DE SUPERBIKE

Carrera 1

Classification by Class

Nr. Rider	Nat	Team	Bike	Time	Lap Total	Gap	Kph
Open1000							
1	75	Ivo LOPES	POR EASY RACE TEAM	BMW MOTORRAD	1:45.687	7 16	157.6
2	19	Paul DUFOUR	FRA SUZUKI JEG RACING	SUZUKI	1:47.832	4 16 +38.646+38.646	154.5
3	8	Juan ZAMORANO ARANDA	ESP ETG RACING	YAMAHA	1:48.130	3 16 +38.781 +0.135	154.0
4	73	Andoitz BONILLA PORRAS	ESP MDR SPAIN CIRCUITS	YAMAHA	1:47.170	8 16+1'05.408+26.627	155.4
5	26	Jan Hedegaard JENSEN	DEN MDS RACING	KAWASAKI	1:51.337	12 15 1 Laps 1 Laps	149.6
6	49	Raül TORRAS MARTINEZ	ESP OPTIMARK ROAD RACING TEAM BY TORRAS RACING	KAWASAKI	1:51.719	10 15 1 Laps +2.466	149.1
7	72	Chris LEESCH	LUX SUZUKI JEG RACING	SUZUKI	1:46.665	3 15 1 Laps+17.835	156.2
8	4	Javier ARTIME GONZALEZ	ESP TEAM HONDA LAGLISSE	HONDA	1:52.189	3 15 1 Laps +6.417	148.5
9	66	Philippe LE GALLO	FRA PLG 66 RACING	YAMAHA	1:53.032	3 15 1 Laps +1.043	147.4
10	10	Pablo GARCIA CASTRO	ESP FIFTY MOTOR SPORT	YAMAHA	1:55.404	8 15 1 Laps+59.216	144.3
Retired							
6	Romain GALLAND	FRA YAMAHA STRATOS	YAMAHA	1:52.356	7 9		148.3
51	Kevin SIEDER	AUT SUZUKI JEG RACING	SUZUKI	1:46.225	2 4 12 Laps -5 Laps		156.8
SBK							
1	31	Carmelo MORALES GOMEZ	ESP CARDOSO RACING	YAMAHA	1:44.643	3 16	159.2
2	81	Jordi TORRES FERNANDEZ	ESP TEAM HONDA LAGLISSE	HONDA	1:44.609	3 16 +0.775 +0.775	159.2
3	70	Marc ALCOBA ESPI	ESP ETG RACING	YAMAHA	1:44.668	2 16 +3.100 +2.325	159.1
4	40	Roman RAMOS ALVARO	ESP KAWASAKI PALMETO PL RACING	KAWASAKI	1:44.956	4 16 +6.189 +3.089	158.7
5	34	Xavier PINSACH CABAÑAS	ESP XCTECH	KAWASAKI	1:44.761	2 16 +8.573 +2.384	159.0
6	20	Florian MARINO	FRA BMW EASYRACE TEAM	BMW MOTORRAD	1:45.635	15 16 +16.814 +8.241	157.7
7	57	Christian PALOMARES VILAR	ESP SP57 RACING TEAM	YAMAHA	1:45.782	3 16 +17.561 +0.747	157.5
8	2	Roberto TAMBURINI	ITA TEAM SPEED RACING	KAWASAKI	1:45.710	3 16 +24.162 +6.601	157.6
9	85	Pedro Nuno ROMERO BARBOSA	POR YAMAHA STRATOS	YAMAHA	1:45.915	4 16 +24.272 +0.110	157.3
10	47	Angel RODRIGUEZ CAMPILLO	ESP GASSS RACING TEAM	YAMAHA	1:45.741	4 16 +33.401 +9.129	157.5
11	64	Asrin Rodi PAK	TUR YAMAHA STRATOS	YAMAHA	1:46.474	4 16 +38.159 +4.758	156.4
12	21	Francisco J. ALONSO HERNANDEZ	ESP CLUB ALOMOSPORT	KAWASAKI	1:49.546	13 14 2 Laps 2 Laps	152.1
Not classified:							
11	Jeremy GUARNONI GOMA	FRA TACK KAWASAKI	KAWASAKI	1:45.070	4 7		158.5
Retired							
94	Naomichi URAMOTO	JPN SUZUKI JEG RACING	SUZUKI	1:44.518	3 11 5 Laps -4 Laps		159.4

Published at:

Track Status: **DRY**

Stewards:	Timekeeper:
-----------	-------------



SBK
CAMPEONATO DE ESPAÑA DE SUPERBIKE
Carrera 1

Lap Chart

		LAP																
Nr	Pos	Grid	1	2	3	4	5	6	7	8	9	10	11	12	13	14	15	16
31	1	31	70	70	70	70	70	34	70	81	70	81	81	70	81	31	31	31
70	2	70	34	34	34	34	34	70	81	70	81	70	70	81	31	81	81	81
47	3	47	31	31	31	31	31	31	34	31	31	31	31	31	70	70	70	70
81	4	81	47	81	81	81	81	81	31	94	94	34	34	34	34	40	40	40
34	5	34	40	40	94	94	94	94	94	34	34	94	40	40	40	34	34	34
11	6	11	81	94	40	40	40	40	40	40	40	40	20	20	20	20	20	20
40	7	40	20	11	11	11	20	20	20	20	20	20	57	57	57	57	57	57
20	8	20	94	20	20	20	57	57	57	57	57	57	75	75	75	75	75	75
94	9	94	11	57	57	57	2	2	75	75	75	75	2	2	2	2	2	2
2	10	2	57	2	2	2	75	75	2	2	2	2	85	85	85	85	85	85
75	11	75	75	75	75	75	85	85	85	85	85	85	94	47	47	47	47	47
57	12	57	2	85	85	85	64	64	64	64	64	64	47	64	64	64	64	64
85	13	85	85	64	64	64	11	47	47	47	47	47	64	19	19	19	19	19
64	14	64	64	72	72	19	47	19	19	19	19	19	8	8	8	8	8	8
51	15	51	72	51	51	47	19	8	8	8	8	8	8	73	73	73	73	73
72	16	72	19	19	19	8	8	26	73	73	73	73	73	26	26	26	26	26
73	17	73	51	8	8	26	26	73	26	26	49	49	49	49	49	49	49	49
19	18	19	73	47	47	49	49	49	49	49	26	26	26	66	66	72	72	72
8	19	8	21	26	26	6	6	6	6	6	6	6	4	4	4	4	4	4
21	20	21	8	49	49	4	4	4	4	4	66	4	66	72	72	66	66	66
6	21	6	26	6	6	66	73	66	66	66	4	72	72	10	10	10	10	10
26	22	26	49	4	4	73	66	10	10	10	72	10	10	21	21	21	21	21
49	23	49	6	66	66	10	10	11	72	72	10	21	21					
4	24	4	4	10	73	51	72	72	21	21	21							
10	25	10	66	73	10	72	21	21	11									
66	26	66	10	21	21	21												



SBK

CAMPEONATO DE ESPAÑA DE SUPERBIKE

Carrera 1

Best Sector Times

SECTOR 1			SECTOR 2		SECTOR 3					
Pos	Rider	Time	Rider	Time	Rider	Time	Pos	Rider	Ideal Lap	Best Lap
1	81 J.TORRES FERNANDEZ	18.131	94 N.URAMOTO	32.501	70 M.ALCOBA ESPI	21.627	1	81 J.TORRES FERNANDEZ	1:44.269	1:44.609 (2)
2	40 R.RAMOS ALVARO	18.197	81 J.TORRES FERNANDEZ	32.529	34 X.PINSACH CABAÑAS	21.643	2	94 N.URAMOTO	1:44.365	1:44.518 (1)
3	70 M.ALCOBA ESPI	18.201	31 C.MORALES GOMEZ	32.529	31 C.MORALES GOMEZ	21.653	3	31 C.MORALES GOMEZ	1:44.372	1:44.643 (3)
4	94 N.URAMOTO	18.269	11 J.GUARNONI GOMA	32.597	40 R.RAMOS ALVARO	21.682	4	70 M.ALCOBA ESPI	1:44.455	1:44.668 (4)
5	20 F.MARINO	18.281	40 R.RAMOS ALVARO	32.622	81 J.TORRES FERNANDEZ	21.684	5	34 X.PINSACH CABAÑAS	1:44.562	1:44.761 (5)
6	31 C.MORALES GOMEZ	18.296	34 X.PINSACH CABAÑAS	32.640	94 N.URAMOTO	21.744	6	40 R.RAMOS ALVARO	1:44.660	1:44.956 (6)
7	34 X.PINSACH CABAÑAS	18.296	70 M.ALCOBA ESPI	32.668	47 A.RODRIGUEZ CAMPILLO	21.763	7	11 J.GUARNONI GOMA	1:44.880	1:45.070 (7)
8	75 I.LOPES	18.367	47 A.RODRIGUEZ CAMPILLO	32.790	11 J.GUARNONI GOMA	21.841	8	47 A.RODRIGUEZ CAMPILLO	1:45.128	1:45.741 (11)
9	2 R.TAMBURINI	18.411	85 P.ROMERO BARBOSA	32.870	20 F.MARINO	21.847	9	20 F.MARINO	1:45.424	1:45.635 (8)
10	11 J.GUARNONI GOMA	18.435	57 C.PALOMARES VILAR	32.872	2 R.TAMBURINI	21.961	10	75 I.LOPES	1:45.541	1:45.687 (9)
11	85 P.ROMERO BARBOSA	18.440	20 F.MARINO	32.909	75 I.LOPES	21.965	11	57 C.PALOMARES VILAR	1:45.597	1:45.782 (12)
12	57 C.PALOMARES VILAR	18.487	75 I.LOPES	32.916	57 C.PALOMARES VILAR	22.038	12	2 R.TAMBURINI	1:45.656	1:45.710 (10)
13	51 K.SIEDER	18.521	2 R.TAMBURINI	32.961	72 C.LEESCH	22.081	13	85 P.ROMERO BARBOSA	1:45.754	1:45.915 (13)
14	47 A.RODRIGUEZ CAMPILLO	18.536	64 A.PAK	32.986	85 P.ROMERO BARBOSA	22.102	14	51 K.SIEDER	1:46.103	1:46.225 (14)
15	72 C.LEESCH	18.558	51 K.SIEDER	33.126	51 K.SIEDER	22.105	15	64 A.PAK	1:46.109	1:46.474 (15)
16	64 A.PAK	18.606	73 A.BONILLA PORRAS	33.275	64 A.PAK	22.188	16	72 C.LEESCH	1:46.400	1:46.665 (16)
17	19 P.DUFOUR	18.778	72 C.LEESCH	33.323	19 P.DUFOUR	22.289	17	73 A.BONILLA PORRAS	1:47.020	1:47.170 (17)
18	73 A.BONILLA PORRAS	18.865	19 P.DUFOUR	33.468	73 A.BONILLA PORRAS	22.294	18	19 P.DUFOUR	1:47.643	1:47.832 (18)
19	8 J.ZAMORANO ARANDA	19.079	8 J.ZAMORANO ARANDA	33.524	8 J.ZAMORANO ARANDA	22.491	19	8 J.ZAMORANO ARANDA	1:47.847	1:48.130 (19)
20	21 F.ALONSO HERNANDEZ	19.254	21 F.ALONSO HERNANDEZ	33.868	21 F.ALONSO HERNANDEZ	22.592	20	21 F.ALONSO HERNANDEZ	1:48.817	1:49.546 (20)
21	4 J.ARTIME GONZALEZ	19.379	26 J.JENSEN	34.280	26 J.JENSEN	23.013	21	26 J.JENSEN	1:50.912	1:51.337 (21)
22	26 J.JENSEN	19.615	49 R.TORRAS MARTINEZ	34.522	49 R.TORRAS MARTINEZ	23.158	22	49 R.TORRAS MARTINEZ	1:51.443	1:51.719 (22)
23	66 P.LE GALLO	19.758	6 R.GALLAND	34.762	4 J.ARTIME GONZALEZ	23.202	23	6 R.GALLAND	1:51.891	1:52.356 (24)
24	6 R.GALLAND	19.843	4 J.ARTIME GONZALEZ	35.046	66 P.LE GALLO	23.272	24	4 J.ARTIME GONZALEZ	1:51.949	1:52.189 (23)
25	49 R.TORRAS MARTINEZ	19.904	66 P.LE GALLO	35.162	6 R.GALLAND	23.427	25	66 P.LE GALLO	1:52.659	1:53.032 (25)
26	10 P.GARCIA CASTRO	20.220	10 P.GARCIA CASTRO	35.670	10 P.GARCIA CASTRO	23.853	26	10 P.GARCIA CASTRO	1:54.653	1:55.404 (26)



SBK CAMPEONATO DE ESPAÑA DE SUPERBIKE After Carrera 1

Event maximum speed

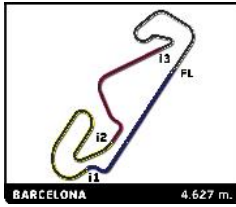
Rider	Team	Bike	Class	T. Speed	Lap	Session
81 Jordi TORRES FERNANDEZ	TEAM HONDA LAGLISSE	HONDA	SBK	305.9	12	Entrenamiento Cronometrado
19 Paul DUFOUR	SUZUKI JEG RACING	SUZUKI	Open100	301.7	11	Entrenamiento Cronometrado
20 Florian MARINO	BMW EASYRACE TEAM	BMW MOTORRAD	SBK	301.7	4	Entrenamiento Cronometrado
70 Marc ALCOBA ESPI	ETG RACING	YAMAHA	SBK	301.7	11	Entrenamiento Cronometrado
40 Roman RAMOS ALVARO	KAWASAKI PALMETO PL RACING	KAWASAKI	SBK	300.8	6	Entrenamiento Cronometrado
75 Ivo LOPES	EASY RACE TEAM	BMW MOTORRAD	Open100	300.0	5	Entrenamiento Cronometrado
31 Carmelo MORALES GOMEZ	CARDOSO RACING	YAMAHA	SBK	297.5	8	Carrera 1
72 Chris LEESCH	SUZUKI JEG RACING	SUZUKI	Open100	297.5	14	Entrenamiento Cronometrado
85 Pedro Nuno ROMERO BARBOSA	YAMAHA STRATOS	YAMAHA	SBK	297.5	13	Entrenamiento Cronometrado
94 Naomichi URAMOTO	SUZUKI JEG RACING	SUZUKI	SBK	297.5	11	Entrenamiento Cronometrado
57 Christian PALOMARES VILAR	SP57 RACING TEAM	YAMAHA	SBK	296.7	5	Entrenamiento Cronometrado
11 Jeremy GUARNONI GOMA	TACK KAWASAKI	KAWASAKI	SBK	295.9	11	Entrenamiento Cronometrado
34 Xavier PINSACH CABAÑAS	XCTECH	KAWASAKI	SBK	295.9	4	Entrenamiento Cronometrado
51 Kevin SIEDER	SUZUKI JEG RACING	SUZUKI	Open100	295.9	14	Entrenamiento Cronometrado
47 Angel RODRIGUEZ CAMPILLO	GASSS RACING TEAM	YAMAHA	SBK	290.3	5	Entrenamiento Cronometrado
64 Asrin Rodi PAK	YAMAHA STRATOS	YAMAHA	SBK	289.5	14	Entrenamiento Cronometrado
73 Andoitz BONILLA PORRAS	MDR SPAIN CIRCUITS	YAMAHA	Open100	286.5	6	Entrenamiento Cronometrado
2 Roberto TAMBURINI	TEAM SPEED RACING	KAWASAKI	SBK	285.0	2	Carrera 1
21 Francisco J. ALONSO HERVADEZ	CLUB ALOMOSPORT	KAWASAKI	SBK	280.5	11	Entrenamiento Cronometrado
8 Joan ZAMORANO ARANDA	ETG RACING	YAMAHA	Open100	278.4	10	Entrenamiento Cronometrado
26 Jan Hedegaard JENSEN	MDS RACING	KAWASAKI	Open100	274.1	11	Entrenamiento Cronometrado
4 Javier ARTIME GONZALEZ	TEAM HONDA LAGLISSE	HONDA	Open100	274.1	3	Carrera 1
49 Raúl TORRAS MARTINEZ	OPTIMARK ROAD RACING TEAM BY TORRAS RACING	KAWASAKI	Open100	274.1	2	Entrenamiento Cronometrado
10 Pablo GARCIA CASTRO	FIFTY MOTOR SPORT	YAMAHA	Open100	273.4	4	Entrenamiento Cronometrado
6 Romain GALLAND	YAMAHA STRATOS	YAMAHA	Open100	270.0	6	Entrenamiento Cronometrado
66 Philippe LE GALLO	PLG 66 RACING	YAMAHA	Open100	268.7	2	Carrera 1
7 Genis GELADA RODRIGUEZ	TEAM SPEED RACING	KAWASAKI	SBK	268.0	3	Entrenamiento Cronometrado
62 Nicholas Peter EDGELEY	TEAM EDGE RST RACING	BMW MOTORRAD	Open100	260.9	2	Entrenamiento Cronometrado



SBK CAMPEONATO DE ESPAÑA DE SUPERBIKE Carrera 1

Leader Sequence

Nr	Rider	Team	Bike	Start Lap	End Lap	Laps	Total Laps
Open1000							
75	Ivo LOPES	EASY RACE TEAM	BMW MOTORRAD	1	16	16	16
SBK							
70	Marc ALCOBA ESPI	ETG RACING	YAMAHA	1	5	5	5
34	Xavier PINSACH CABAÑAS	XCTECH	KAWASAKI	6	6	1	1
70	Marc ALCOBA ESPI	ETG RACING	YAMAHA	7	7	1	6
81	Jordi TORRES FERNANDEZ	TEAM HONDA LAGLISSE	HONDA	8	8	1	1
70	Marc ALCOBA ESPI	ETG RACING	YAMAHA	9	9	1	7
81	Jordi TORRES FERNANDEZ	TEAM HONDA LAGLISSE	HONDA	10	11	2	3
70	Marc ALCOBA ESPI	ETG RACING	YAMAHA	12	12	1	8
81	Jordi TORRES FERNANDEZ	TEAM HONDA LAGLISSE	HONDA	13	13	1	4
31	Carmelo MORALES GOMEZ	CARDOSO RACING	YAMAHA	14	16	3	3



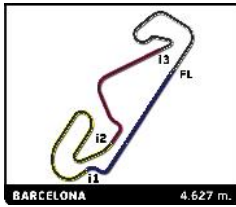
SBK

CAMPEONATO DE ESPAÑA DE SUPERBIKE

Carrera 1

Fastest Lap Sequence

Practice Time	Rider	Team	Bike	Class	Time	Kph	Lap
3:32.017	70 Marc ALCOBA ESPI	ETG RACING	YAMAHA	SBK	1:44.668	159.1	2
3:34.246	94 Naomichi URAMOTO	SUZUKI JEG RACING	SUZUKI	SBK	1:44.606	159.2	2
5:18.764	94 Naomichi URAMOTO	SUZUKI JEG RACING	SUZUKI	SBK	1:44.518	159.4	3



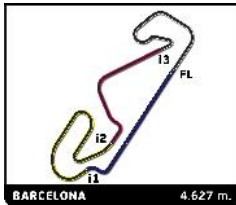
SBK CAMPEONATO DE ESPAÑA DE SUPERBIKE

Carrera 1

Analysis by lap

Lapped

Nr	Lap Time	Gap	Nr	Lap Time	Gap	Nr	Lap Time	Gap	Nr	Lap Time	Gap	Nr	Lap Time	Gap			
Lap 1			Lap 3			Lap 5			Lap 7			Lap 9					
70	1:47.349		70	1:44.809		70	1:45.135		70	1:45.091	1 Lap	70	1:45.182		70	1:45.182	
34	1:47.675	0.326	34	1:44.856	0.466	34	1:44.979	0.169	34	1:45.055		81	1:45.283	0.036	34	1:45.316	1.771
31	1:48.019	0.670	31	1:44.643	1.032	31	1:44.643	0.334	31	1:45.170	0.257	31	1:45.170	0.257	31	1:45.170	0.257
47	1:48.143	0.794	81	1:44.609	1.490	81	1:44.627	0.601	40	1:45.248	2.316	40	1:45.380	3.058	40	1:45.380	3.058
40	1:48.504	1.155	94	1:44.518	1.938	94	1:44.682	1.099	20	1:45.835	7.991	20	1:45.974	12.555	20	1:45.974	12.555
81	1:48.622	1.273	40	1:45.096	2.360	40	1:45.196	2.375	57	1:46.197	9.007	57	1:46.383	13.173	57	1:46.383	13.173
20	1:49.536	2.187	11	1:45.107	3.543	20	1:45.991	6.622	75	1:46.687	9.991	75	1:46.935	13.502	75	1:46.935	13.502
94	1:49.640	2.291	20	1:45.775	4.879	57	1:46.112	7.325	2	1:46.410	10.637	2	1:46.619	16.725	2	1:46.619	16.725
11	1:50.095	2.746	57	1:45.782	5.354	2	1:46.324	8.398	85	1:46.393	11.404	85	1:46.562	17.419	85	1:46.562	17.419
57	1:50.490	3.141	2	1:45.710	6.314	75	1:45.949	8.665	21	1:54.604	2 Laps	19	1:49.045	31.623	19	1:49.045	31.623
75	1:50.922	3.573	75	1:46.159	7.032	85	1:46.018	9.234	64	1:47.359	14.887	8	1:49.135	35.464	8	1:49.135	35.464
2	1:51.023	3.674	85	1:46.482	7.438	64	1:46.685	10.891	47	1:46.610	18.235	73	1:47.309	54.477	73	1:47.309	54.477
85	1:51.171	3.822	64	1:46.614	7.869	11	1:55.678	14.154	19	1:48.410	24.436	49	1:53.559	1:11.462	49	1:53.559	1:11.462
64	1:51.430	4.081	72	1:46.665	8.503	47	1:46.119	15.783	8	1:48.337	27.533	26	1:54.683	1:12.512	26	1:54.683	1:12.512
72	1:51.738	4.389	51	1:46.493	8.581	19	1:48.802	18.245	73	1:47.263	50.257	6	2:05.592	1:24.028	6	2:05.592	1:24.028
19	1:52.485	5.136	19	1:48.038	11.748	8	1:48.832	20.824	26	1:52.775	55.359	66	1:55.443	1:26.297	66	1:55.443	1:26.297
51	1:52.689	5.340	8	1:48.130	13.777	26	1:53.221	40.149	49	1:52.633	55.629	4	2:06.204	1:28.564	4	2:06.204	1:28.564
73	1:52.729	5.380	47	1:46.244	14.060	49	1:53.406	40.440	6	1:52.356	56.045	Lap 10			81	1:45.138	
21	1:53.247	5.898	26	1:52.528	24.225	6	1:53.191	40.888	4	1:53.238	58.796	81	1:45.138		70	1:45.338	0.164
8	1:53.510	6.161	49	1:52.596	24.503	4	1:52.576	42.559	66	1:55.469	1:06.735	70	1:45.338	0.164	31	1:45.170	0.253
26	1:55.835	8.486	6	1:52.719	25.099	73	1:48.286	44.316	10	1:55.417	1:26.256	31	1:45.170	0.253	34	1:45.463	2.060
49	1:56.251	8.902	4	1:52.189	27.244	66	1:54.106	47.558	Lap 8			34	1:45.463	2.060			
6	1:56.724	9.375	66	1:53.032	28.861	10	1:55.899	1:05.807	81	1:44.925		94	1:46.256	2.471			
4	1:58.928	11.579	73	1:50.187	37.670	72	1:51.428	1:36.974	70	1:45.077	0.065	40	1:45.213	2.588			
66	1:59.502	12.153	10	2:00.135	39.802	Lap 6			31	1:44.695	0.334	72	1:49.887	1 Lap			
10	2:00.884	13.535	21	5:00.362	1 Lap	34	1:45.186		34	1:46.955	1.318	20	1:46.120	11.491			
Lap 2			Lap 4			70	1:45.393	0.038	40	1:45.408	2.712	57	1:45.990	11.700			
70	1:44.668		70	1:45.002		31	1:45.365	0.344	72	1:52.363	1 Lap	75	1:45.950	12.477			
34	1:44.761	0.419	34	1:44.861	0.325	81	1:45.152	0.398	20	1:46.807	9.786	2	1:46.828	15.016			
31	1:45.196	1.198	31	1:44.796	0.826	81	1:44.974	0.718	57	1:46.119	10.114	85	1:46.782	15.767			
81	1:45.085	1.690	81	1:44.621	1.109	40	1:45.141	2.161	75	1:46.008	10.987	10	2:13.895	1 Lap			
40	1:45.586	2.073	94	1:44.616	1.552	21	1:52.104	2 Laps	2	1:46.400	12.025	64	1:47.353	21.352			
94	1:44.606	2.229	40	1:44.956	2.314	20	1:45.982	7.249	85	1:46.606	12.998	47	1:46.563	21.676			
11	1:45.167	3.245	11	1:45.070	3.611	57	1:45.933	7.903	64	1:47.226	17.101	21	1:50.313	2 Laps			
20	1:46.394	3.913	20	1:45.889	5.766	2	1:46.277	9.320	21	1:50.286	2 Laps	11	5:53.538	3 Laps			
57	1:45.908	4.381	57	1:45.996	6.348	75	1:46.087	9.397	47	1:46.165	19.388	19	1:49.500	35.949			
2	1:46.407	5.413	2	1:45.897	7.209	85	1:46.225	10.104	19	1:48.401	27.825	8	1:48.914	39.204			
75	1:46.777	5.682	75	1:45.821	7.851	64	1:47.085	12.621	8	1:49.055	31.576	73	1:47.858	57.161			
85	1:46.611	5.765	85	1:45.915	8.351	47	1:46.290	16.718	73	1:47.170	52.415	49	1:51.719	1:18.007			
64	1:46.651	6.064	64	1:46.474	9.341	19	1:48.229	21.119	26	1:52.729	1:03.076	26	1:51.862	1:19.200			
72	1:46.926	6.647	19	1:47.832	14.578	8	1:48.820	24.289	49	1:52.533	1:03.150	66	1:54.858	1:35.981			
51	1:46.225	6.897	47	1:45.741	14.799	26	1:52.883	47.677	6	1:52.650	1:03.683	4	1:52.855	1:36.245			
19	1:48.051	8.519	8	1:48.352	17.127	73	1:49.126	48.087	4	1:53.823	1:07.607	Lap 11					
8	1:48.963	10.456	26	1:52.840	32.063	49	1:53.004	48.089	66	1:54.378	1:16.101	81	1:44.910				
47	1:56.499	12.625	49	1:52.668	32.169	6	1:53.249	48.782	10	1:55.404	1:36.648	70	1:44.828	0.082			
26	1:52.688	16.506	6	1:52.735	32.832	4	1:53.447	50.651	34	1:45.352	2.502	31	1:45.079	0.422			
49	1:52.482	16.716	4	1:52.876	35.118	66	1:54.156	56.359	40	1:45.380	3.058	34	1:45.352	2.502			
6	1:52.482	17.189	66	1:54.728	38.587	10	1:55.480	1:15.932	20	1:45.974	12.555	40	1:45.380	3.058			
4	1:52.953	19.864	73	1:48.497	41.165	11	3:10.065	1:38.864	57	1:46.383	13.173	20	1:45.974	12.555			
66	1:53.153	20.638	10	2:00.243	55.043	72	1:49.403	1:41.022	75	1:46.935	13.502	57	1:46.383	13.173			
10	1:55.609	24.476	51	3:00.433	1:24.012	Lap 7			75	1:46.935	13.502	2	1:46.619	16.725			
73	2:11.580	32.292	72	3:07.180	1:30.681	70	1:45.055		85	1:46.562	17.419	85	1:46.562	17.419			
			21	1:50.091	1 Lap				94	2:00.366	17.927	94	2:00.366	17.927			



SBK CAMPEONATO DE ESPAÑA DE SUPERBIKE

Carrera 1

Analysis by lap

■ Lapped

Nr	Lap Time	Gap	Nr	Lap Time	Gap	Nr	Lap Time	Gap	Nr	Lap Time	Gap	Nr	Lap Time	Gap
72	1:52.954	1 Lap	26	1:51.905	1:38.351	20	1:46.284	16.814						
47	1:46.737	23.503	49	1:52.825	1:40.544	49	1:53.786	1 Lap						
64	1:47.955	24.397	Lap 14			57	1:46.026	17.561						
21	1:51.566	2 Laps	31	1:45.115		75	1:47.059	22.047						
10	2:01.432	1 Lap	81	1:45.318	0.155	2	1:46.942	24.162						
19	1:48.801	39.840	70	1:45.811	1.538	85	1:46.523	24.272						
8	1:48.270	42.564	40	1:45.799	4.635	47	1:47.932	33.401						
73	1:47.718	59.969	34	1:46.685	5.383	72	1:48.093	1 Lap						
49	1:52.098	1:25.195	20	1:46.308	15.749	64	1:48.492	38.159						
26	1:51.370	1:25.660	57	1:46.755	16.417	4	1:53.145	1 Lap						
Lap 12			75	1:47.489	18.275	66	1:53.615	1 Lap						
70	1:45.172		2	1:47.125	21.108	19	1:49.978	1:00.693						
81	1:45.307	0.053	85	1:46.866	21.741	8	1:49.141	1:00.828						
31	1:45.108	0.276	66	1:55.597	1 Lap	21	1:50.044	2 Laps						
34	1:45.876	3.124	4	1:56.150	1 Lap	73	1:52.805	1:27.455						
40	1:45.710	3.514	47	1:46.731	27.959	10	1:57.550	1 Lap						
4	1:58.888	1 Lap	72	1:48.649	1 Lap									
66	1:59.706	1 Lap	64	1:48.142	32.021									
20	1:46.365	13.666	19	1:49.095	51.781									
57	1:46.263	14.182	8	1:49.196	53.642									
75	1:46.360	14.608	21	1:53.115	2 Laps									
2	1:46.387	17.858	73	1:49.823	1:13.959									
85	1:46.623	18.788	10	2:00.080	1 Lap									
72	1:49.510	1 Lap	Lap 15											
47	1:46.562	24.811	31	1:45.573										
64	1:47.381	26.524	81	1:45.420	0.002									
21	1:50.609	2 Laps	70	1:45.810	1.775									
19	1:49.518	44.104	40	1:45.991	5.053									
8	1:48.702	46.012	34	1:46.932	6.742									
10	2:00.368	1 Lap	26	1:59.392	1 Lap									
73	1:49.352	1:04.067	49	1:58.527	1 Lap									
26	1:51.337	1:31.743	20	1:45.635	15.811									
49	1:53.075	1:33.016	57	1:45.972	16.816									
Lap 13			75	1:47.567	20.269									
81	1:45.244		2	1:46.966	22.501									
31	1:45.069	0.048	85	1:46.862	23.030									
70	1:46.187	0.890	47	1:48.364	30.750									
34	1:46.034	3.861	72	1:48.712	1 Lap									
40	1:45.782	3.999	4	1:53.239	1 Lap									
66	1:53.748	1 Lap	66	1:54.966	1 Lap									
4	1:54.903	1 Lap	64	1:48.500	34.948									
20	1:46.235	14.604	19	1:49.788	55.996									
57	1:45.940	14.825	8	1:48.899	56.968									
75	1:46.638	15.949	21	1:49.546	2 Laps									
2	1:46.585	19.146	73	1:51.545	1:19.931									
85	1:46.547	20.038	10	1:56.731	1 Lap									
72	1:48.163	1 Lap	Lap 16											
47	1:46.877	26.391	31	1:45.281										
64	1:47.815	29.042	81	1:46.054	0.775									
21	1:51.246	2 Laps	70	1:46.606	3.100									
19	1:49.042	47.849	40	1:46.417	6.189									
8	1:48.894	49.609	34	1:47.112	8.573									
10	1:56.546	1 Lap	26	1:52.648	1 Lap									
73	1:50.529	1:09.299												



SBK CAMPEONATO DE ESPAÑA DE SUPERBIKE

Carrera 1

Analysis

Personal Best Session Best B Crossing the finish line in pit lane

Lap	Time	Sector 1	Sector 2	Sector 3	Kph	Elapsed	Lap	Time	Sector 1	Sector 2	Sector 3	Kph	Elapsed	
2	Roberto TAMBURINI ITA							6	1:48.820	19.377	33.868	22.581	153.1	10:56.607
	TEAM SPEED RACING KAWASAKI							7	1:48.337	19.322	33.692	22.491	153.8	12:44.944
1	1:51.023	22.040	33.775	22.502	145.4	1:51.023	8	1:49.055	19.323	33.695	22.946	152.7	14:33.999	
2	1:46.407	18.678	33.270	22.006	156.5	3:37.430	9	1:49.135	19.373	33.874	22.683	152.6	16:23.134	
3	1:45.710	18.465	32.961	21.961	157.6	5:23.140	10	1:48.914	19.223	33.932	22.761	152.9	18:12.048	
4	1:45.897	18.411	33.073	21.979	157.3	7:09.037	11	1:48.270	19.079	33.814	22.531	153.8	20:00.318	
5	1:46.324	18.496	33.033	22.049	156.7	8:55.361	12	1:48.702	19.224	33.835	22.694	153.2	21:49.020	
6	1:46.277	18.506	33.168	21.988	156.7	10:41.638	13	1:48.894	19.205	33.833	22.527	153.0	23:37.914	
7	1:46.410	18.732	33.144	22.002	156.5	12:28.048	14	1:49.196	19.283	33.797	22.756	152.5	25:27.110	
8	1:46.400	18.479	33.081	22.094	156.6	14:14.448	15	1:48.899	19.377	33.810	22.641	153.0	27:16.009	
9	1:46.584	18.425	33.234	22.162	156.3	16:01.032	16	1:49.141	19.401	33.950	22.811	152.6	29:05.150	
10	1:46.828	18.581	33.253	22.061	155.9	17:47.860								
11	1:46.619	18.532	33.268	22.049	156.2	19:34.479								
12	1:46.387	18.478	33.161	22.058	156.6	21:20.866								
13	1:46.585	18.457	33.294	22.118	156.3	23:07.451								
14	1:47.125	18.431	33.202	22.707	155.5	24:54.576								
15	1:46.966	18.561	33.356	22.095	155.7	26:41.542								
16	1:46.942	18.516	33.342	22.193	155.8	28:28.484								
4	Javier ARTIME GONZALEZ ESP							10	Pablo GARCIA CASTRO ESP					
	TEAM HONDA LAGLISSE HONDA								FIFTY MOTOR SPORT YAMAHA					
1	1:58.928	24.939	35.638	23.788	135.7	1:58.928	1	2:00.884	25.899	35.934	23.977	133.5	2:00.884	
2	1:52.953	19.487	35.246	23.583	147.5	3:51.881	2	1:55.609	20.220	35.670	24.151	144.1	3:56.493	
3	1:52.189	19.526	35.130	23.202	148.5	5:44.070	3	2:00.135	22.916	37.092	24.094	138.7	5:56.628	
4	1:52.876	19.593	35.221	23.368	147.6	7:36.946	4	2:00.243	23.432	37.598	24.137	138.5	7:56.871	
5	1:52.576	19.571	35.170	23.513	148.0	9:29.522	5	1:55.899	20.718	36.120	23.955	143.7	9:52.770	
6	1:53.447	19.946	35.472	23.520	146.8	11:22.969	6	1:55.480	20.666	35.923	23.853	144.2	11:48.250	
7	1:53.238	19.919	35.318	23.458	147.1	13:16.207	7	1:55.417	20.752	35.777	23.909	144.3	13:43.667	
8	1:53.823	19.650	35.567	23.865	146.3	15:10.030	8	1:55.404	20.493	35.954	24.047	144.3	15:39.071	
9	2:06.204	19.580	35.741	24.070	132.0	17:16.234	9	2:13.895	20.715	36.846	29.497	124.4	17:52.966	
10	1:52.855	19.684	35.046	23.489	147.6	19:09.089	10	2:01.432	22.744	36.804	24.603	137.2	19:54.398	
11	1:58.888	19.437	35.103	23.697	140.1	21:07.977	11	2:00.368	20.635	37.578	26.646	138.4	21:54.766	
12	1:54.903	19.528	35.472	24.960	145.0	23:02.880	12	1:56.546	20.897	36.233	24.058	142.9	23:51.312	
13	1:56.150	20.086	35.168	25.030	143.4	24:59.030	13	2:00.080	20.972	36.411	26.842	138.7	25:51.392	
14	1:53.239	19.715	35.211	23.647	147.1	26:52.269	14	1:56.731	21.091	36.450	24.034	142.7	27:48.123	
15	1:53.145	19.379	35.108	23.685	147.2	28:45.414	15	1:57.550	21.246	36.468	24.294	141.7	29:45.673	
6	Romain GALLAND FRA							11	Jeremy GUARNONI GOMA FRA					
	YAMAHA STRATOS YAMAHA								TACK KAWASAKI KAWASAKI					
1	1:56.724	24.328	35.110	23.427	138.3	1:56.724	1	1:50.095	22.100	33.687	22.248	146.6	1:50.095	
2	1:52.482	19.843	34.968	23.625	148.1	3:49.206	2	1:45.167	18.435	32.756	21.935	158.4	3:35.262	
3	1:52.719	20.010	34.962	23.624	147.8	5:41.925	3	1:45.107	18.462	32.597	22.041	158.5	5:20.369	
4	1:52.735	19.990	35.242	23.502	147.8	7:34.660	4	1:45.070	18.462	32.713	21.841	158.5	7:05.439	
5	1:53.191	20.017	34.982	24.011	147.2	9:27.851	5	1:55.678	18.435	42.650	22.507	144.0	9:01.117	
6	1:53.249	20.113	35.246	23.509	147.1	11:21.100	6	3:10.065 B	23.440	1:33.054	25.721	87.6	12:11.182	
7	1:52.356	19.972	34.762	23.444	148.3	13:13.456	7	5:53.538 B	3:58.826	33.692	26.830	47.1	18:04.720	
8	1:52.650	20.011	34.889	23.521	147.9	15:06.106								
9	2:05.592 B	19.909	35.127	23.685	132.6	17:11.698								
8	Joan ZAMORANO ARANDA ESP							19	Paul DUFOUR FRA					
	ETG RACING YAMAHA								SUZUKI JEG RACING SUZUKI					
1	1:53.510	23.374	34.249	22.739	142.2	1:53.510	1	1:52.485	22.428	34.287	22.388	143.5	1:52.485	
2	1:48.963	19.301	34.039	22.870	152.9	3:42.473	2	1:48.051	18.778	33.784	22.381	154.2	3:40.536	
3	1:48.130	19.107	33.524	22.634	154.0	5:30.603	3	1:48.038	18.852	33.468	22.426	154.2	5:28.574	
4	1:48.352	19.179	33.651	22.650	153.7	7:18.955	4	1:47.832	18.872	33.535	22.289	154.5	7:16.406	
5	1:48.832	19.289	33.796	22.689	153.1	9:07.787	5	1:48.802	18.996	33.655	22.526	153.1	9:05.208	
							6	1:48.229	19.006	33.533	22.502	153.9	10:53.437	
							7	1:48.410	19.115	33.541	22.600	153.7	12:41.847	
							8	1:48.401	18.995	33.583	22.497	153.7	14:30.248	
							9	1:49.045	18.970	33.710	22.628	152.8	16:19.293	
							10	1:49.500	18.976	34.306	22.625	152.1	18:08.793	
							11	1:48.801	18.975	33.842	22.486	153.1	19:57.594	
							12	1:49.518	19.123	34.325	22.489	152.1	21:47.112	
							13	1:49.042	18.964	34.021	22.477	152.8	23:36.154	
							14	1:49.095	18.892	33.860	22.544	152.7	25:25.249	
							15	1:49.788	19.184	34.068	22.618	151.7	27:15.037	



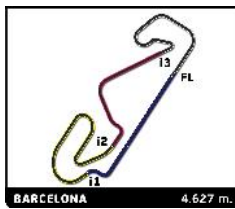
SBK CAMPEONATO DE ESPAÑA DE SUPERBIKE

Carrera 1

Analysis

Personal Best Session Best B Crossing the finish line in pit lane

Lap	Time	Sector 1	Sector 2	Sector 3	Kph	Elapsed	Lap	Time	Sector 1	Sector 2	Sector 3	Kph	Elapsed
16	1:49.978	19.347	34.064	22.824	151.5	29:05.015							
20	Florian MARINO						31	Carmelo MORALES GOMEZ					
	FRA							ESP					
	BMW EASYRACE TEAM							CARDOSO RACING					
	BMW MOTORRAD							YAMAHA					
1	1:49.536	21.599	33.333	22.025	147.4	1:49.536	1	1:48.019	20.921	32.923	21.835	149.5	1:48.019
2	1:46.394	18.651	33.184	22.172	156.6	3:35.930	2	1:45.196	18.641	32.724	21.659	158.3	3:33.215
3	1:45.775	18.357	32.909	21.954	157.5	5:21.705	3	1:44.643	18.337	32.628	21.755	159.2	5:17.858
4	1:45.889	18.289	32.974	21.955	157.3	7:07.594	4	1:44.796	18.418	32.617	21.827	158.9	7:02.654
5	1:45.991	18.351	33.117	22.010	157.2	8:53.585	5	1:44.643	18.337	32.674	21.738	159.2	8:47.297
6	1:45.982	18.355	33.166	21.904	157.2	10:39.567	6	1:45.365	18.552	32.661	21.905	158.1	10:32.662
7	1:45.835	18.281	33.053	21.963	157.4	12:25.402	7	1:45.400	18.706	32.712	21.836	158.0	12:18.062
8	1:46.807	18.956	33.243	22.004	156.0	14:12.209	8	1:44.695	18.407	32.529	21.668	159.1	14:02.757
9	1:46.006	18.403	33.108	22.009	157.1	15:58.215	9	1:45.170	18.348	32.933	21.777	158.4	15:47.927
10	1:46.120	18.298	33.038	21.954	157.0	17:44.335	10	1:45.170	18.542	32.859	21.763	158.4	17:33.097
11	1:45.974	18.367	33.146	21.927	157.2	19:30.309	11	1:45.079	18.423	32.725	21.808	158.5	19:18.176
12	1:46.365	18.282	33.132	22.481	156.6	21:16.674	12	1:45.108	18.320	32.814	21.785	158.5	21:03.284
13	1:46.235	18.367	33.129	21.956	156.8	23:02.909	13	1:45.069	18.296	32.913	21.735	158.5	22:48.353
14	1:46.308	18.820	33.126	21.863	156.7	24:49.217	14	1:45.115	18.315	32.824	21.653	158.5	24:33.468
15	1:45.635	18.327	33.036	21.847	157.7	26:34.852	15	1:45.573	18.954	32.627	21.771	157.8	26:19.041
16	1:46.284	18.403	33.199	21.932	156.7	28:21.136	16	1:45.281	18.495	32.890	21.690	158.2	28:04.322
21	Francisco J. ALONSO HERNANDEZ						34	Xavier PINSACH CABAÑAS					
	ESP							ESP					
	CLUB ALOMOSPORT							XCTECH					
	KAWASAKI							KAWASAKI					
1	1:53.247	23.192	34.084	22.868	142.6	1:53.247	1	1:47.675	21.232	32.762	21.698	149.9	1:47.675
2	5:00.362	19.547	3:38.734	27.569	55.5	6:53.609	2	1:44.761	18.365	32.640	21.744	159.0	3:32.436
3	1:50.091	19.458	34.164	22.864	151.3	8:43.700	3	1:44.856	18.324	32.767	21.697	158.9	5:17.292
4	1:52.104	19.254	34.034	22.671	148.6	10:35.804	4	1:44.861	18.372	32.786	21.643	158.9	7:02.153
5	1:54.604	19.796	33.982	23.461	145.3	12:30.408	5	1:44.979	18.371	32.771	21.703	158.7	8:47.132
6	1:50.286	19.328	34.311	23.044	151.0	14:20.694	6	1:45.186	18.387	32.821	21.742	158.4	10:32.318
7	1:50.235	19.471	34.116	22.641	151.1	16:10.929	7	1:45.616	18.625	32.967	21.809	157.7	12:17.934
8	1:50.313	19.726	34.098	22.592	151.0	18:01.242	8	1:46.191	18.667	33.335	21.957	156.9	14:04.125
9	1:51.566	19.777	34.872	22.984	149.3	19:52.808	9	1:45.316	18.395	32.948	21.763	158.2	15:49.441
10	1:50.609	19.316	34.304	22.786	150.6	21:43.417	10	1:45.463	18.345	32.961	21.763	157.9	17:34.904
11	1:51.246	19.475	34.497	22.934	149.7	23:34.663	11	1:45.352	18.347	32.917	21.884	158.1	19:20.256
12	1:53.115	19.412	34.269	24.469	147.3	25:27.778	12	1:45.876	18.296	33.007	21.906	157.3	21:06.132
13	1:49.546	19.357	33.868	22.878	152.1	27:17.324	13	1:46.034	18.373	33.224	21.860	157.1	22:52.166
14	1:50.044	19.349	34.009	22.831	151.4	29:07.368	14	1:46.685	18.730	33.463	21.991	156.1	24:38.851
26	Jan Hedegaard JENSEN						40	Roman RAMOS ALVARO					
	DEN							ESP					
	MDS RACING							KAWASAKI PALMETO PL RACING					
	KAWASAKI							KAWASAKI					
1	1:55.835	23.714	34.495	23.301	139.4	1:55.835	1	1:48.504	21.207	33.261	21.856	148.8	1:48.504
2	1:52.688	19.615	34.845	23.469	147.8	3:48.523	2	1:45.586	18.678	32.750	21.919	157.8	3:34.090
3	1:52.528	20.087	34.683	23.463	148.0	5:41.051	3	1:45.096	18.501	32.714	21.692	158.5	5:19.186
4	1:52.840	20.128	34.984	23.296	147.6	7:33.891	4	1:44.956	18.303	32.622	21.708	158.7	7:04.142
5	1:53.221	20.150	35.170	23.689	147.1	9:27.112	5	1:45.196	18.482	32.736	21.743	158.3	8:49.338
6	1:52.883	20.185	35.189	23.293	147.6	11:19.995	6	1:45.141	18.453	32.652	21.795	158.4	10:34.479
7	1:52.775	19.918	34.991	23.499	147.7	13:12.770	7	1:45.248	18.324	32.797	21.682	158.3	12:19.727
8	1:52.729	19.856	34.828	23.403	147.8	15:05.499	8	1:45.408	18.474	32.859	21.759	158.0	14:05.135
9	1:54.683	19.893	34.940	23.249	145.2	17:00.182	9	1:45.084	18.242	32.890	21.793	158.5	15:50.219
10	1:51.862	19.927	34.573	23.294	148.9	18:52.044	10	1:45.213	18.265	32.833	21.730	158.3	17:35.432
11	1:51.370	19.753	34.432	23.181	149.6	20:43.414	11	1:45.380	18.197	32.967	21.831	158.1	19:20.812
12	1:51.337	19.924	34.280	23.013	149.6	22:34.751	12	1:45.710	18.392	33.007	21.855	157.6	21:06.522
13	1:51.905	19.728	34.733	23.108	148.9	24:26.656	13	1:45.782	18.359	32.989	21.951	157.5	22:52.304
14	1:59.392	19.906	37.096	27.286	139.5	26:26.048	14	1:45.799	18.340	33.045	21.827	157.4	24:38.103
15	1:52.648	19.667	34.991	23.408	147.9	28:18.696	15	1:45.991	18.501	33.074	21.835	157.2	26:24.094
							16	1:46.417	18.619	33.134	21.936	156.5	28:10.511



SBK CAMPEONATO DE ESPAÑA DE SUPERBIKE

Carrera 1

Analysis

Personal Best Session Best B Crossing the finish line in pit lane

Lap	Time	Sector 1	Sector 2	Sector 3	Kph	Elapsed	Lap	Time	Sector 1	Sector 2	Sector 3	Kph	Elapsed	
47	Angel RODRIGUEZ CAMPILLO ESP							11	1:46.383	18.640	33.085	22.038	156.6	19:30.927
	GASSS RACING TEAM YAMAHA							12	1:46.263	18.529	33.059	22.189	156.8	21:17.190
1	1:48.143	21.339	32.859	21.822	149.3	1:48.143	13	1:45.940	18.487	32.954	22.111	157.2	23:03.130	
2	1:56.499	18.623	32.790	21.763	143.0	3:44.642	14	1:46.755	19.378	33.065	22.045	156.0	24:49.885	
3	1:46.244	18.949	32.923	22.133	156.8	5:30.886	15	1:45.972	18.512	33.099	22.053	157.2	26:35.857	
4	1:45.741	18.621	33.097	21.984	157.5	7:16.627	16	1:46.026	18.498	33.061	22.103	157.1	28:21.883	
5	1:46.119	18.835	33.126	22.071	157.0	9:02.746								
6	1:46.290	18.782	33.060	21.969	156.7	10:49.036								
7	1:46.610	18.685	33.150	22.037	156.2	12:35.646								
8	1:46.165	18.592	33.153	22.104	156.9	14:21.811								
9	1:46.146	18.536	33.276	22.111	156.9	16:07.957								
10	1:46.563	18.594	33.173	22.199	156.3	17:54.520								
11	1:46.737	18.678	33.199	22.128	156.1	19:41.257								
12	1:46.562	18.631	33.302	22.113	156.3	21:27.819								
13	1:46.877	18.776	33.453	22.163	155.9	23:14.696								
14	1:46.731	18.677	33.305	22.063	156.1	25:01.427								
15	1:48.364	18.777	33.789	22.725	153.7	26:49.791								
16	1:47.932	18.829	33.605	22.395	154.3	28:37.723								
49	Raül TORRAS MARTINEZ ESP							11	1:51.430	22.626	33.509	22.466	144.9	1:51.430
	OPTIMARK ROAD RACING TEAM BY T KAWASAKI							12	1:46.651	18.606	33.316	22.400	156.2	3:38.081
1	1:56.251	24.062	35.077	23.253	138.9	1:56.251	13	1:46.614	18.778	32.986	22.343	156.2	5:24.695	
2	1:52.482	19.904	34.630	23.296	148.1	3:48.733	14	1:46.474	18.651	33.060	22.188	156.4	7:11.169	
3	1:52.596	20.223	34.899	23.607	147.9	5:41.329	15	1:46.685	18.766	33.102	22.216	156.1	8:57.854	
4	1:52.668	20.192	35.104	23.222	147.8	7:33.997	16	1:47.085	18.905	33.181	22.338	155.6	10:44.939	
5	1:53.406	20.345	34.989	24.063	146.9	9:27.403	1	1:47.359	18.873	33.390	22.499	155.2	12:32.298	
6	1:53.004	20.247	35.269	23.260	147.4	11:20.407	2	1:47.226	18.812	33.346	22.454	155.3	14:19.524	
7	1:52.633	20.217	34.698	23.359	147.9	13:13.040	3	1:47.319	18.931	33.336	22.401	155.2	16:06.843	
8	1:52.533	20.127	34.872	23.464	148.0	15:05.573	4	1:47.353	18.912	33.271	22.457	155.2	17:54.196	
9	1:53.559	20.132	34.994	23.204	146.7	16:59.132	5	1:47.955	19.100	33.377	22.600	154.3	19:42.151	
10	1:51.719	20.038	34.533	23.158	149.1	18:50.851	6	1:47.381	18.758	33.449	22.515	155.1	21:29.532	
11	1:52.098	19.957	34.522	23.342	148.6	20:42.949	7	1:47.815	18.940	33.588	22.435	154.5	23:17.347	
12	1:53.075	20.621	34.998	23.240	147.3	22:36.024	8	1:48.142	18.943	33.668	22.474	154.0	25:05.489	
13	1:52.825	20.239	34.972	23.446	147.6	24:28.849	9	1:48.500	19.041	33.758	22.603	153.5	26:53.989	
14	1:58.527	20.157	36.549	26.352	140.5	26:27.376	10	1:48.492	19.024	33.791	22.695	153.5	28:42.481	
15	1:53.786	20.485	35.290	23.552	146.4	28:21.162								
51	Kevin SIEDER AUT							11	1:59.502	25.382	35.886	23.767	135.1	1:59.502
	SUZUKI JEG RACING SUZUKI							12	1:53.153	19.758	35.188	23.639	147.2	3:52.655
1	1:52.689	22.821	34.079	22.369	143.3	1:52.689	13	1:53.032	19.912	35.251	23.272	147.4	5:45.687	
2	1:46.225	18.596	33.126	22.105	156.8	3:38.914	14	1:54.728	19.977	35.666	23.601	145.2	7:40.415	
3	1:46.493	18.521	33.437	22.184	156.4	5:25.407	15	1:54.106	20.448	35.327	23.531	146.0	9:34.521	
4	3:00.433B	18.678	1:13.755	31.726	92.3	8:25.840	16	1:54.156	20.240	35.406	23.849	145.9	11:28.677	
57	Christian PALOMARES VILAR ESP							1	1:59.706	20.223	35.297	23.810	139.2	21:08.531
	SP57 RACING TEAM YAMAHA							2	1:53.748	19.994	35.162	23.730	146.4	23:02.279
1	1:50.490	22.305	33.439	22.091	146.1	1:50.490	3	1:55.597	20.167	36.067	24.371	144.1	24:57.876	
2	1:45.908	18.585	32.882	22.158	157.3	3:36.398	4	1:54.966	20.282	35.185	23.836	144.9	26:52.842	
3	1:45.782	18.495	32.992	22.091	157.5	5:22.180	5	1:53.615	19.903	35.377	23.579	146.6	28:46.457	
4	1:45.996	18.591	32.902	22.114	157.1	7:08.176								
5	1:46.112	18.772	33.021	22.119	157.0	8:54.288								
6	1:45.933	18.554	32.872	22.098	157.2	10:40.221								
7	1:46.197	18.728	32.940	22.211	156.9	12:26.418								
8	1:46.119	18.563	33.063	22.168	157.0	14:12.537								
9	1:46.017	18.547	33.076	22.151	157.1	15:58.554								
10	1:45.990	18.567	32.909	22.118	157.2	17:44.544								
70	Marc ALCOBA ESPI ESP							1	1:47.349	20.786	32.760	21.690	150.4	1:47.349
	ETG RACING YAMAHA							2	1:44.668	18.309	32.668	21.722	159.1	3:32.017
1	1:44.809	18.353	32.696	21.680	158.9	5:16.826	3	1:45.002	18.402	32.785	21.627	158.6	7:01.828	
2	1:45.782	18.495	32.992	22.091	157.5	8:52.180	4	1:45.135	18.388	32.727	21.763	158.4	10:37.963	
3	1:45.996	18.591	32.902	22.114	157.1	10:23.176	5	1:45.393	18.329	32.715	21.646	158.0	12:09.356	
4	1:46.112	18.772	33.021	22.119	157.0	11:54.288	6	1:45.055	18.355	32.808	21.787	158.6	13:41.111	
5	1:45.933	18.554	32.872	22.098	157.2	13:27.221	7	1:45.077	18.392	32.884	21.685	158.5	15:12.488	
6	1:46.197	18.728	32.940	22.211	156.9	14:59.418	8	1:45.182	18.214	32.847	21.723	158.4	16:44.670	
7	1:46.119	18.563	33.063	22.168	157.0	16:35.537	9	1:45.338	18.567	32.895	21.762	158.1	18:20.008	
8	1:46.017	18.547	33.076	22.151	157.1	18:06.554	10	1:44.828	18.282	32.765	21.822	158.9	19:51.836	
9	1:46.017	18.547	33.076	22.151	157.1	19:52.554								
10	1:45.990	18.567	32.909	22.118	157.2	21:38.544								



SBK CAMPEONATO DE ESPAÑA DE SUPERBIKE

Carrera 1

Analysis

Personal Best Session Best B Crossing the finish line in pit lane

Lap	Time	Sector 1	Sector 2	Sector 3	Kph	Elapsed	Lap	Time	Sector 1	Sector 2	Sector 3	Kph	Elapsed
12	1:45.172	18.201	32.888	21.835	158.4	21:03.008	13	1:46.638	18.748	33.228	22.172	156.2	23:04.254
13	1:46.187	18.429	33.145	21.892	156.9	22:49.195	14	1:47.489	18.826	33.758	22.210	155.0	24:51.743
14	1:45.811	18.456	33.043	21.868	157.4	24:35.006	15	1:47.567	18.676	33.417	22.457	154.9	26:39.310
15	1:45.810	18.477	33.005	21.887	157.4	26:20.816	16	1:47.059	18.738	33.239	22.248	155.6	28:26.369
16	1:46.606	18.608	33.201	21.999	156.3	28:07.422							

72 Chris LEESCH LUX						
SUZUKI JEG RACING SUZUKI						
1	1:51.738	22.685	33.816	22.286	144.5	1:51.738
2	1:46.926	18.667	33.323	22.282	155.8	3:38.664
3	1:46.665	18.646	33.498	22.083	156.2	5:25.329
4	3:07.180	18.628	1:41.377	31.011	89.0	8:32.509
5	1:51.428	19.937	34.867	22.817	149.5	10:23.937
6	1:49.403	19.273	34.496	22.524	152.3	12:13.340
7	1:52.363	19.001	34.748	23.566	148.2	14:05.703
8	1:47.326	18.725	33.443	22.165	155.2	15:53.029
9	1:49.887	18.724	33.707	22.898	151.6	17:42.916
10	1:52.954	20.722	34.427	22.254	147.5	19:35.870
11	1:49.510	18.558	33.593	22.543	152.1	21:25.380
12	1:48.163	18.881	33.768	22.389	154.0	23:13.543
13	1:48.649	18.727	33.671	22.411	153.3	25:02.192
14	1:48.712	18.752	33.752	22.757	153.2	26:50.904
15	1:48.093	18.832	33.858	22.081	154.1	28:38.997

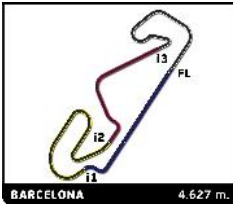
73 Andoitz BONILLA PORRAS ESP						
MDR SPAIN CIRCUITS YAMAHA						
1	1:52.729	22.939	34.197	22.442	143.2	1:52.729
2	2:11.580	18.865	53.951	24.796	126.6	4:04.309
3	1:50.187	19.412	34.190	23.031	151.2	5:54.496
4	1:48.497	19.215	33.786	22.614	153.5	7:42.993
5	1:48.286	19.134	33.727	22.360	153.8	9:31.279
6	1:49.126	19.057	33.999	22.649	152.6	11:20.405
7	1:47.263	19.044	33.275	22.294	155.3	13:07.668
8	1:47.170	18.965	33.289	22.330	155.4	14:54.838
9	1:47.309	18.951	33.390	22.356	155.2	16:42.147
10	1:47.858	19.170	33.497	22.386	154.4	18:30.005
11	1:47.718	18.959	33.445	22.406	154.6	20:17.723
12	1:49.352	19.293	33.649	22.657	152.3	22:07.075
13	1:50.529	19.905	33.948	22.880	150.7	23:57.604
14	1:49.823	19.847	33.789	22.825	151.7	25:47.427
15	1:51.545	20.248	34.251	23.139	149.3	27:38.972
16	1:52.805	20.584	34.609	23.497	147.7	29:31.777

75 Ivo LOPES POR						
EASY RACE TEAM BMW MOTORRAD						
1	1:50.922	21.952	33.412	22.035	145.5	1:50.922
2	1:46.777	18.785	33.091	22.129	156.0	3:37.699
3	1:46.159	18.625	33.055	22.133	156.9	5:23.858
4	1:45.821	18.421	32.916	22.191	157.4	7:09.679
5	1:45.949	18.547	32.963	22.082	157.2	8:55.628
6	1:46.087	18.596	33.050	22.024	157.0	10:41.715
7	1:45.687	18.459	32.927	21.965	157.6	12:27.402
8	1:46.008	18.387	33.152	22.093	157.1	14:13.410
9	1:45.961	18.393	33.088	22.136	157.2	15:59.371
10	1:45.950	18.367	33.005	22.139	157.2	17:45.321
11	1:45.935	18.393	33.040	22.104	157.2	19:31.256
12	1:46.360	18.509	33.055	22.163	156.6	21:17.616

81 Jordi TORRES FERNANDEZ ESP						
TEAM HONDA LAGLISSE HONDA						
1	1:48.622	21.473	33.097	21.929	148.6	1:48.622
2	1:45.085	18.266	32.854	21.819	158.5	3:33.707
3	1:44.609	18.230	32.593	21.757	159.2	5:18.316
4	1:44.621	18.256	32.529	21.789	159.2	7:02.937
5	1:44.627	18.257	32.639	21.806	159.2	8:47.564
6	1:45.152	18.441	32.666	21.898	158.4	10:32.716
7	1:44.782	18.425	32.655	21.724	159.0	12:17.498
8	1:44.925	18.193	32.851	21.711	158.8	14:02.423
9	1:45.283	18.386	32.884	21.741	158.2	15:47.706
10	1:45.138	18.340	32.844	21.750	158.4	17:32.844
11	1:44.910	18.197	32.858	21.716	158.8	19:17.754
12	1:45.307	18.324	33.035	21.752	158.2	21:03.061
13	1:45.244	18.184	33.035	21.745	158.3	22:48.305
14	1:45.318	18.196	33.198	21.684	158.2	24:33.623
15	1:45.420	18.131	33.139	21.698	158.0	26:19.043
16	1:46.054	18.365	33.311	21.853	157.1	28:05.097

85 Pedro Nuno ROMERO BARBOSA POR						
YAMAHA STRATOS YAMAHA						
1	1:51.171	22.470	33.500	22.386	145.2	1:51.171
2	1:46.611	18.755	33.315	22.102	156.2	3:37.782
3	1:46.482	18.696	33.258	22.115	156.4	5:24.264
4	1:45.915	18.521	32.870	22.182	157.3	7:10.179
5	1:46.018	18.493	33.046	22.133	157.1	8:56.197
6	1:46.225	18.516	33.077	22.157	156.8	10:42.422
7	1:46.393	18.559	33.127	22.257	156.6	12:28.815
8	1:46.606	18.584	33.139	22.263	156.3	14:15.421
9	1:46.408	18.457	33.204	22.192	156.5	16:01.829
10	1:46.782	18.621	33.255	22.229	156.0	17:48.611
11	1:46.562	18.470	33.399	22.209	156.3	19:35.173
12	1:46.623	18.555	33.245	22.265	156.2	21:21.796
13	1:46.547	18.530	33.354	22.128	156.3	23:08.343
14	1:46.866	18.440	33.240	22.642	155.9	24:55.209
15	1:46.862	18.653	33.233	22.296	155.9	26:42.071
16	1:46.523	18.487	33.295	22.197	156.4	28:28.594

94 Naomichi URAMOTO JPN						
SUZUKI JEG RACING SUZUKI						
1	1:49.640	21.847	33.290	21.846	147.2	1:49.640
2	1:44.606	18.338	32.528	21.805	159.2	3:34.246
3	1:44.518	18.269	32.549	21.819	159.4	5:18.764
4	1:44.616	18.373	32.501	21.744	159.2	7:03.380
5	1:44.682	18.426	32.602	21.803	159.1	8:48.062
6	1:44.974	18.386	32.673	21.834	158.7	10:33.036
7	1:45.350	18.640	32.750	21.904	158.1	12:18.386
8	1:45.355	18.424	32.886	21.925	158.1	14:03.741
9	1:45.318	18.370	32.875	21.824	158.2	15:49.059
10	1:46.256	18.415	33.003	21.948	156.8	17:35.315
11	2:00.366 B	18.639	33.332	22.213	138.4	19:35.681



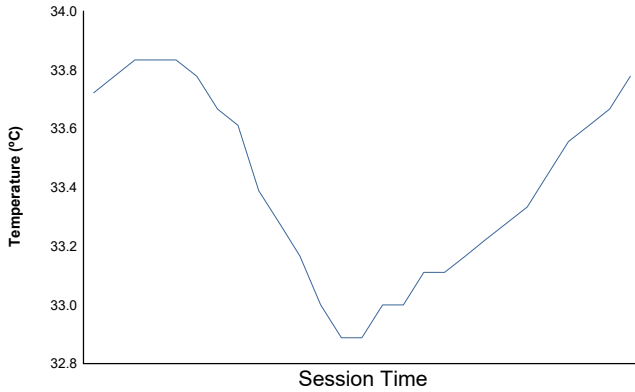
CAMPEONATO DE ESPAÑA DE SUPERBIKE

SBK

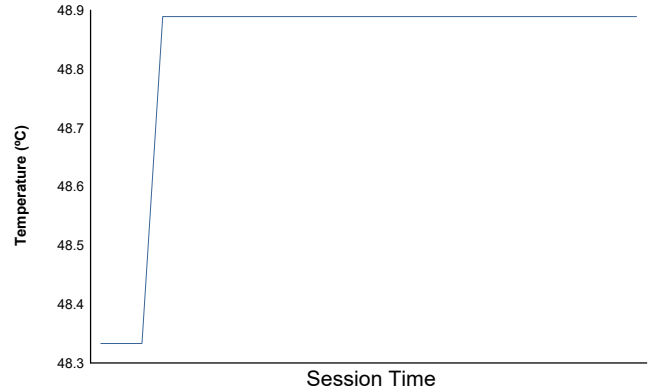
Carrera 1

Weather Report

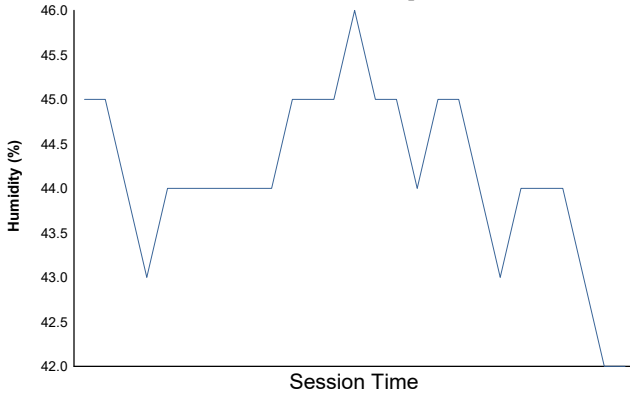
Air Temperature



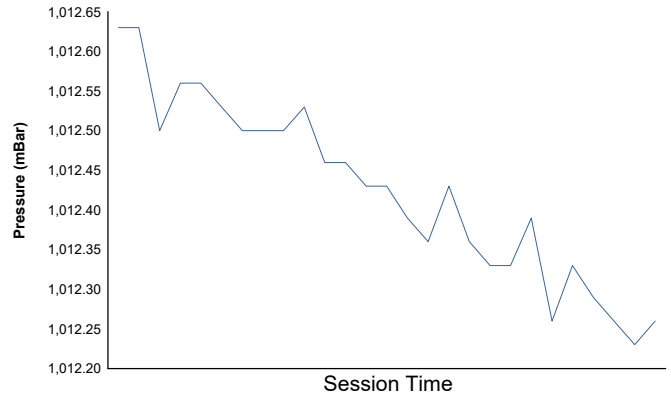
Track Temperature



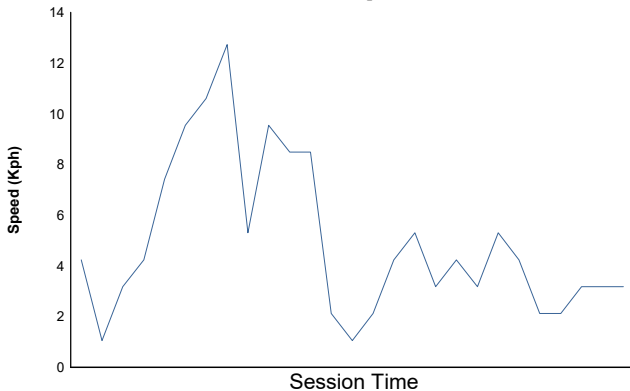
Humidity



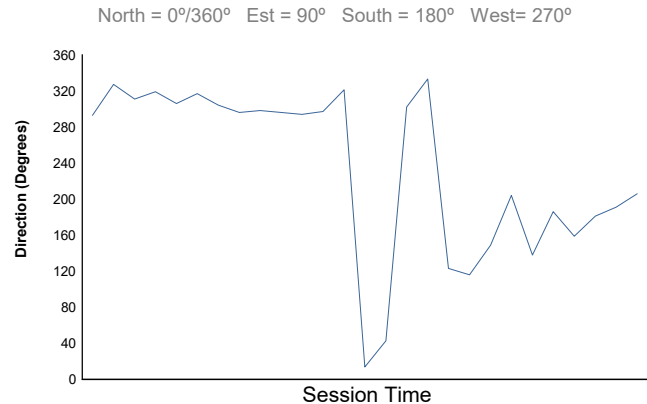
Pressure



Wind Speed



Wind direction



Track Status: **DRY**