

Moto4 CAMPEONATO DE ESPAÑA DE SUPERBIKE

Warm Up

Classification

No	Rider	Nat	Team	Bike	Tires	Cl.	Time	Lap	Total	Gap	Kph
1	19	Pol SOLA FLORENSA	ESP SCHOOL TEAM MONLAU REPSOL	BEON	BRIDGEST		2:00.561	5	5	-	138.2
2	28	Maximo MARTINEZ QUILES	ESP GASSS RACING TEAM	BEON	BRIDGEST		2:00.646	5	5	+0.085	138.1
3	51	Brian URIARTE DIEGO	ESP SCHOOL TEAM MONLAU REPSOL	BEON	BRIDGEST		2:01.859	2	5	+1.298	136.7
4	24	Owen VAN TRIGT	NED FUERTES TEAM	BEON	BRIDGEST		2:02.242	4	5	+1.681	136.3
5	11	Jesus TORRES CABRERA	ESP HMA LLINSUAL BLUMAQ	BEON	BRIDGEST		2:02.572	3	5	+2.011	135.9
6	47	Antonio TORRES DOMINGUE	ESP JEREZ ANDALUCIA MOTOR TALENT		BRIDGEST		2:02.668	4	5	+2.107	135.8
7	4	David GARCIA ALMANSA	ESP MRE TALENT	CORSE	BRIDGEST		2:02.820	4	5	+2.259	135.6
8	25	Gonzalo PEREZ ALVAREZ	ESP SCHOOL TEAM MONLAU REPSOL	BEON	BRIDGEST		2:03.010	4	5	+2.449	135.4
9	21	Ruche MOODLEY	RSA SMC RACING TIME ROTEK	ROTEK	BRIDGEST		2:03.141	4	5	+2.580	135.3
10	45	Alex LONGARELA MONTES	ESP IGAXTEAM	BEON	BRIDGEST		2:03.204	4	5	+2.643	135.2
11	69	Fernando BUJOSA GARCIA	ESP MALLORCA NEW LIMITS	MIR RACING	BRIDGEST		2:03.311	3	5	+2.750	135.1
12	26	Jose Manuel OSUNA SAEZ	ESP JEREZ ANDALUCIA MOTOR TALENT		BRIDGEST		2:03.359	4	5	+2.798	135.0
13	34	Eitan Gabriel GRAS CORDON	URU AUSTIN RACING & VHC LIQUI MOLY	CORSE	BRIDGEST		2:03.653	5	5	+3.092	134.7
14	12	Adriano DONOSO RODRIGO	ESP HMA LLINSUAL BLUMAQ	BEON	BRIDGEST		2:03.810	2	4	+3.249	134.5
15	16	Uriel HIDALGO MIMBRERO	ESP XCTECH	BEON	BRIDGEST		2:04.282	2	4	+3.721	134.0
16	82	Valentin PERRONE CANTON	ARG HAWKERS MIR ARO JUNIOR TEAM	MIR RACING	BRIDGEST		2:04.300	3	5	+3.739	134.0
17	20	Pau ALSINA SANCHEZ	ESP MOTO SPORT TEAM		BRIDGEST		2:04.323	3	5	+3.762	134.0
18	17	Pedro ALOMAR BOVER	ESP MRE TALENT	CORSE	BRIDGEST		2:04.410	3	5	+3.849	133.9
19	10	Afonso DUARTE DE ALMEIDA	POR MIGUEL OLIVEIRA-FUN CLUB	BEON	BRIDGEST		2:05.470	5	5	+4.909	132.8
20	38	Eduardo GUTIERREZ COBO	ESP APEX CARDOSO RACING		BRIDGEST		2:05.770	2	5	+5.209	132.4
21	14	Ivan UCEDA LOPEZ	ESP HAWKERS MIR ARO JUNIOR TEAM	MIR RACING	BRIDGEST		2:06.281	5	5	+5.720	131.9
22	43	Amanuel David BRINTON	ESP IGAXTEAM	BEON	BRIDGEST		2:06.619	4	4	+6.058	131.6
23	22	Ben Richard AUSTIN	GBR AUSTIN RACING&VHC LIQUI MOLY	CORSE	BRIDGEST		2:06.985	3	5	+6.424	131.2
24	41	Yvonne CERPA CUELLAR	ESP SPEED RACING	CORSE	BRIDGEST		2:07.167	5	5	+6.606	131.0
25	8	Marios FOURTHIOTIS SPYRID	GRE ROTEK POWER BIKE ITALY	ROTEK	BRIDGEST		2:08.095	5	5	+7.534	130.0
26	37	Francisco PENALVA MARCO	ESP TEAM RACING FRANPE	MIR RACING	BRIDGEST		2:17.180	2	4	+16.619	121.4
27	27	Rico SALMELA	FIN LLINSUAL HMA RACING	BEON	BRIDGEST						
28	31	Max SANCHEZ QUESADA	ESP TEAM BOX 64 TECHNOLOGY		BRIDGEST				1		

Fastest Lap: Lap 5 | Pol SOLA FLORENSA | 2:00.561 | 138.2 Kph

Published at:

Track Status: **DRY**

Race Director:	Timekeeper:
-----------------------	--------------------



Moto4

CAMPEONATO DE ESPAÑA DE SUPERBIKE

Warm Up

Best Sector Times

Sector 1			Sector 2			Sector 3			Ideal Lap	Best Lap
Pos	No Rider	Time	No Rider	Time	No Rider	Time	Pos	No Rider		
1	19 P.SOLA FLORENSA	23.919	19 P.SOLA FLORENSA	36.343	28 M.MARTINEZ QUILES	25.330	1	19 P.SOLA FLORENSA	2:00.484	2:00.561 (1)
2	24 O.VAN TRIGT	23.982	51 B.URIARTE DIEGO	36.436	19 P.SOLA FLORENSA	25.350	2	28 M.MARTINEZ QUILES	2:00.514	2:00.646 (2)
3	28 M.MARTINEZ QUILES	24.009	28 M.MARTINEZ QUILES	36.490	24 O.VAN TRIGT	25.692	3	51 B.URIARTE DIEGO	2:01.289	2:01.859 (3)
4	11 J.TORRES CABRERA	24.031	4 D.GARCIA ALMANSA	36.710	51 B.URIARTE DIEGO	25.711	4	24 O.VAN TRIGT	2:01.739	2:02.242 (4)
5	69 F.BUJOSA GARCIA	24.145	69 F.BUJOSA GARCIA	36.746	47 A.TORRES DOMINGUEZ	25.729	5	11 J.TORRES CABRERA	2:01.797	2:02.572 (5)
6	51 B.URIARTE DIEGO	24.180	11 J.TORRES CABRERA	36.794	11 J.TORRES CABRERA	25.738	6	4 D.GARCIA ALMANSA	2:02.506	2:02.820 (7)
7	21 R.MOODLEY	24.240	24 O.VAN TRIGT	36.875	26 J.OSUNA SAEZ	25.753	7	69 F.BUJOSA GARCIA	2:02.653	2:03.311 (11)
8	47 A.TORRES DOMINGUEZ	24.320	25 G.PEREZ ALVAREZ	36.958	25 G.PEREZ ALVAREZ	25.996	8	47 A.TORRES DOMINGUEZ	2:02.668	2:02.668 (6)
9	16 U.HIDALGO MIMBRERO	24.352	34 E.GRAS CORDON	36.959	4 D.GARCIA ALMANSA	26.004	9	26 J.OSUNA SAEZ	2:02.676	2:03.359 (12)
10	26 J.OSUNA SAEZ	24.383	45 A.LONGARELA MONTES	36.989	45 A.LONGARELA MONTES	26.014	10	25 G.PEREZ ALVAREZ	2:02.829	2:03.010 (8)
11	17 P.ALOMAR BOVER	24.445	47 A.TORRES DOMINGUEZ	37.017	16 U.HIDALGO MIMBRERO	26.018	11	45 A.LONGARELA MONTES	2:02.915	2:03.204 (10)
12	12 A.DONOSO RODRIGO	24.524	12 A.DONOSO RODRIGO	37.086	34 E.GRAS CORDON	26.090	12	21 R.MOODLEY	2:03.141	2:03.141 (9)
13	38 E.GUTIERREZ COBO	24.586	21 R.MOODLEY	37.189	21 R.MOODLEY	26.117	13	12 A.DONOSO RODRIGO	2:03.405	2:03.810 (14)
14	25 G.PEREZ ALVAREZ	24.617	17 P.ALOMAR BOVER	37.205	12 A.DONOSO RODRIGO	26.235	14	34 E.GRAS CORDON	2:03.422	2:03.653 (13)
15	4 D.GARCIA ALMANSA	24.636	26 J.OSUNA SAEZ	37.241	69 F.BUJOSA GARCIA	26.256	15	16 U.HIDALGO MIMBRERO	2:03.444	2:04.282 (15)
16	45 A.LONGARELA MONTES	24.687	82 V.PERRONE CANTON	37.351	82 V.PERRONE CANTON	26.331	16	82 V.PERRONE CANTON	2:04.126	2:04.300 (16)
17	20 P.ALSINA SANCHEZ	24.695	16 U.HIDALGO MIMBRERO	37.421	17 P.ALOMAR BOVER	26.378	17	20 P.ALSINA SANCHEZ	2:04.169	2:04.323 (17)
18	82 V.PERRONE CANTON	24.788	20 P.ALSINA SANCHEZ	37.440	20 P.ALSINA SANCHEZ	26.378	18	17 P.ALOMAR BOVER	2:04.218	2:04.410 (18)
19	31 M.SANCHEZ QUESADA	24.808	38 E.GUTIERREZ COBO	37.588	10 A.DUARTE DE ALMEIDA	26.472	19	38 E.GUTIERREZ COBO	2:05.144	2:05.770 (20)
20	34 E.GRAS CORDON	24.847	10 A.DUARTE DE ALMEIDA	37.651	38 E.GUTIERREZ COBO	26.561	20	10 A.DUARTE DE ALMEIDA	2:05.470	2:05.470 (19)
21	22 B.AUSTIN	24.913	31 M.SANCHEZ QUESADA	37.705	37 F.PENALVA MARCO	26.616	21	22 B.AUSTIN	2:06.069	2:06.985 (23)
22	43 A.BRINTON	24.981	22 B.AUSTIN	37.845	41 Y.CERPA CUELLAR	26.784	22	14 I.UCEDA LOPEZ	2:06.254	2:06.281 (21)
23	14 I.UCEDA LOPEZ	25.287	14 I.UCEDA LOPEZ	37.882	14 I.UCEDA LOPEZ	26.822	23	43 A.BRINTON	2:06.495	2:06.619 (22)
24	37 F.PENALVA MARCO	25.305	43 A.BRINTON	38.084	43 A.BRINTON	26.826	24	41 Y.CERPA CUELLAR	2:07.026	2:07.167 (24)
25	8 M.FOURTHIOTIS SPYRIDON	25.368	37 F.PENALVA MARCO	38.173	8 M.FOURTHIOTIS SPYRIDON	26.868	25	37 F.PENALVA MARCO	2:07.181	2:17.180 (26)
26	10 A.DUARTE DE ALMEIDA	25.398	41 Y.CERPA CUELLAR	38.386	22 B.AUSTIN	26.981	26	31 M.SANCHEZ QUESADA	2:07.349	
27	41 Y.CERPA CUELLAR	25.896	27 R.SALMELA	38.586	31 M.SANCHEZ QUESADA	28.376	27	8 M.FOURTHIOTIS SPYRIDON	2:07.423	2:08.095 (25)



Moto4

CAMPEONATO DE ESPAÑA DE SUPERBIKE

After Warm Up

Event maximum speed

No Rider	Team	Bike	Class	Top Speed	Lap	Session
25 Gonzalo PEREZ ALVAREZ	SCHOOL TEAM MONLAU REPSOL	BEON		187.5	6	Entrenamiento Cronome
19 Pol SOLA FLORENSA	SCHOOL TEAM MONLAU REPSOL	BEON		187.2	7	Carrera 1
43 Amanuel David BRINTON	IGAXTEAM	BEON		186.9	2	Carrera 1
51 Brian URIARTE DIEGO	SCHOOL TEAM MONLAU REPSOL	BEON		186.5	6	Entrenamiento Cronome
47 Antonio TORRES DOMINGUEZ	JEREZ ANDALUCIA MOTOR TALENT			186.2	3	Carrera 1
21 Ruche MOODLEY	SMC RACING TIME ROTEK	ROTEK		185.9	11	Entrenamiento Cronome
45 Alex LONGARELA MONTES	IGAXTEAM	BEON		184.3	4	Entrenamiento Cronome
69 Fernando BUJOSA GARCIA	MALLORCA NEW LIMITS	MIR RACING		183.7	4	Carrera 1
26 Jose Manuel OSUNA SAEZ	JEREZ ANDALUCIA MOTOR TALENT			183.1	2	Carrera 1
38 Eduardo GUTIERREZ COBO	APEX CARDOSO RACING			183.1	2	Warm Up
16 Uriel HIDALGO MIMBRERO	XCTECH	BEON		182.4	5	Carrera 1
82 Valentin PERRONE CANTON	HAWKERS MIR ARO JUNIOR TEAM	MIR RACING		182.4	3	Entrenamiento Cronome
14 Ivan UCEDA LOPEZ	HAWKERS MIR ARO JUNIOR TEAM	MIR RACING		181.8	2	Carrera 1
24 Owen VAN TRIGT	FUERTES TEAM	BEON		181.8	4	Warm Up
34 Eitan Gabriel GRAS CORDON	AUSTIN RACING & VHC LIQUI MOLY	CORSE		181.8	10	Entrenamiento Cronome
4 David GARCIA ALMANSA	MRE TALENT	CORSE		181.8	3	Carrera 1
17 Pedro ALOMAR BOYER	MRE TALENT	CORSE		181.5	2	Carrera 1
41 Yvonne CERPA CUELLAR	SPEED RACING	CORSE		181.5	2	Entrenamiento Cronome
10 Afonso DUARTE DE ALMEIDA	MIGUEL OLIVEIRA-FUN CLUB	BEON		181.2	2	Entrenamiento Cronome
28 Maximo MARTINEZ QUILES	GASSS RACING TEAM	BEON		181.2	3	Entrenamiento Cronome
20 Pau ALSINA SANCHEZ	MOTO SPORT TEAM			180.6	11	Entrenamiento Cronome
11 Jesus TORRES CABRERA	HMA LLINSUAL BLUMAQ	BEON		180.3	2	Warm Up
31 Max SANCHEZ QUESADA	TEAM BOX 64 TECHNOLOGY			178.5	3	Carrera 1
27 Rico SALMELA	LLINSUAL HMA RACING	BEON		177.3	2	Entrenamiento Cronome
12 Adriano DONOSO RODRIGO	HMA LLINSUAL BLUMAQ	BEON		176.8	13	Entrenamiento Cronome
22 Ben Richard AUSTIN	AUSTIN RACING&VHC LIQUI MOLY	CORSE		174.8	3	Entrenamiento Cronome
37 Francisco PENALVA MARCO	TEAM RACING FRANPE	MIR RACING		173.9	2	Warm Up
8 Marinos FOURTHIOTIS SPYRIDON	ROTEK POWER BIKE ITALY	ROTEK		172.8	10	Entrenamiento Cronome



Moto4

CAMPEONATO DE ESPAÑA DE SUPERBIKE

Warm Up

Fastest Lap Sequence

Elapsed	No	Rider	Team	Bike	Class	Time	Kph	Lap
4:19.226	26	Jose Manuel OSUNA SAEZ	JEREZ ANDALUCIA MOTOR TALENT			2:04.428	133.9	2
4:21.312	11	Jesus TORRES CABRERA	HMA LLINSUAL BLUMAQ	BEON		2:02.758	135.7	2
4:52.803	28	Maximo MARTINEZ QUILES	GASSS RACING TEAM	BEON		2:02.051	136.5	2
5:03.638	51	Brian URIARTE DIEGO	SCHOOL TEAM MONLAU REPSOL	BEON		2:01.859	136.7	2
6:54.477	28	Maximo MARTINEZ QUILES	GASSS RACING TEAM	BEON		2:01.674	136.9	3
8:55.702	28	Maximo MARTINEZ QUILES	GASSS RACING TEAM	BEON		2:01.225	137.4	4
9:10.168	19	Pol SOLA FLORENSA	SCHOOL TEAM MONLAU REPSOL	BEON		2:01.157	137.5	4
10:56.348	28	Maximo MARTINEZ QUILES	GASSS RACING TEAM	BEON		2:00.646	138.1	5
11:10.729	19	Pol SOLA FLORENSA	SCHOOL TEAM MONLAU REPSOL	BEON		2:00.561	138.2	5

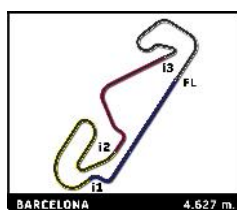


Moto4 CAMPEONATO DE ESPAÑA DE SUPERBIKE Warm Up

Sector Analysis

— Invalidated Lap ■ Personal Best ■ Session Best B Crossing the pit lane

Lap	Time	Sector 1	Sector 2	Sector 3	Kph	Elapsed	Lap	Time	Sector 1	Sector 2	Sector 3	Kph	Elapsed	
4	David GARCIA ALMANSA ESP							17	Pedro ALOMAR BOVER ESP					
	MRE TALENT CORSE								MRE TALENT CORSE					
1	2:17.229	34.304	38.577	27.099	117.6	2:17.229	1	2:16.147	33.698	38.887	27.109	118.6	2:16.147	
2	2:04.151	24.930	37.324	26.377	134.2	4:21.380	2	2:06.671	25.453	38.118	26.910	131.5	4:22.818	
3	2:03.128	24.650	36.710	26.088	135.3	6:24.508	3	2:04.410	24.445	37.205	26.378	133.9	6:27.228	
4	2:02.820	24.636	37.024	26.004	135.6	8:27.328	4	2:07.225	25.855	38.144	26.845	130.9	8:34.453	
5	2:04.391	24.989	37.713	26.161	133.9	10:31.719	5	2:07.074	25.742	38.073	26.896	131.1	10:41.527	
8	Marios FOURTHIOTIS SPYRIDON GRE							19	Poi SOLA FLORENSA ESP					
	ROTEK POWER BIKE ITALY ROTEK								SCHOOL TEAM MONLAU REPSOL BEON					
1	2:22.967	37.265	40.254	28.046	112.9	2:22.967	1	3:01.203	1:20.699	37.817	26.801	89.1	3:01.203	
2	2:09.653	25.854	39.092	27.398	128.5	4:32.620	2	2:02.406	24.564	37.033	25.793	136.1	5:03.609	
3	2:08.163	25.368	38.746	27.211	130.0	6:40.783	3	2:05.402	26.725	37.734	25.734	132.8	7:09.011	
4	2:08.286	25.929	38.703	26.868	129.8	8:49.069	4	2:01.157	24.297	36.429	25.559	137.5	9:10.168	
5	2:08.095	25.728	38.749	27.134	130.0	10:57.164	5	2:00.561	23.919	36.343	25.350	138.2	11:10.729	
10	Afonso DUARTE DE ALMEIDA POR							20	Pau ALSINA SANCHEZ ESP					
	MIGUEL OLIVEIRA-FUN CLUB BEON								MOTO SPORT TEAM					
1	2:47.244	1:03.585	38.867	27.754	96.5	2:47.244	1	2:32.373	49.557	39.028	27.180	105.9	2:32.373	
2	2:08.482	26.466	38.369	27.182	129.6	4:55.726	2	2:05.495	25.035	37.622	26.794	132.7	4:37.868	
3	2:06.964	25.610	38.049	26.775	131.2	7:02.690	3	2:04.323	24.777	37.463	26.378	134.0	6:42.191	
4	2:08.577	26.020	37.910	26.597	129.6	9:11.267	4	2:04.627	24.695	37.682	26.428	133.7	8:46.818	
5	2:05.470	25.398	37.651	26.472	132.8	11:16.737	5	2:04.606	25.066	37.440	26.444	133.7	10:51.424	
11	Jesus TORRES CABRERA ESP							21	Ruche MOODLEY RSA					
	HMA LLINSUAL BLUMAQ BEON								SMC RACING TIME ROTEK ROTEK					
1	2:18.554	36.159	38.537	26.404	116.5	2:18.554	1	2:13.945	32.284	38.515	26.805	120.5	2:13.945	
2	2:02.758	24.031	37.165	26.144	135.7	4:21.312	2	2:05.483	25.011	37.767	26.601	132.7	4:19.428	
3	2:02.572	24.393	36.794	25.794	135.9	6:23.884	3	2:05.981	25.215	37.505	26.565	132.2	6:25.409	
4	2:03.184	24.828	36.947	25.919	135.2	8:27.068	4	2:03.141	24.240	37.189	26.117	135.3	8:28.550	
5	2:07.309	28.166	38.171	25.738	130.8	10:34.377	5	2:05.114	24.246	37.765	26.599	133.1	10:33.664	
12	Adriano DONOSO RODRIGO ESP							22	Ben Richard AUSTIN GBR					
	HMA LLINSUAL BLUMAQ BEON								AUSTIN RACING&VHC LIQUI MOLY CORSE					
1	2:18.247	36.221	38.671	26.588	116.8	2:18.247	1	2:29.685	44.053	40.028	28.094	107.8	2:29.685	
2	2:03.810	24.717	37.298	26.235	134.5	4:22.057	2	2:08.751	25.856	38.868	27.697	129.4	4:38.436	
3	2:23.543 B	24.524	37.086	27.158	116.0	6:45.600	3	2:06.985	24.913	37.845	26.981	131.2	6:45.421	
4	3:17.915	1:34.788	40.219	26.774	84.2	10:03.515	4	2:08.942	25.937	38.697	27.474	129.2	8:54.363	
							5	2:08.127	25.901	38.221	27.203	130.0	11:02.490	
14	Ivan UCEDA LOPEZ ESP							24	Owen VAN TRIGT NED					
	HAWKERS MIR ARO JUNIOR TEAM MIR RACING								FUERTES TEAM BEON					
1	2:47.193	1:02.894	39.263	27.648	96.6	2:47.193	1	2:18.514	35.318	37.845	27.350	116.5	2:18.514	
2	2:08.496	26.670	38.288	27.080	129.6	4:55.689	2	2:04.370	24.646	37.625	25.969	133.9	4:22.884	
3	2:06.860	25.414	38.049	26.947	131.3	7:02.549	3	2:02.409	23.982	36.875	25.692	136.1	6:25.293	
4	2:06.926	25.796	37.966	26.901	131.2	9:09.475	4	2:02.242	24.158	37.154	25.740	136.3	8:27.535	
5	2:06.281	25.287	37.882	26.822	131.9	11:15.756	5	2:04.639	24.645	38.280	26.464	133.6	10:32.174	
16	Uriel HIDALGO MIMBRERO ESP							25	Gonzalo PEREZ ALVAREZ ESP					
	XCTECH BEON								SCHOOL TEAM MONLAU REPSOL BEON					
1	3:02.833	1:21.645	38.545	26.775	88.3	3:02.833	1	3:03.964	1:21.611	39.498	26.594	87.8	3:03.964	
2	2:04.282	24.352	37.657	26.311	134.0	5:07.115	2	2:04.653	24.617	37.002	27.279	133.6	5:08.617	
3	2:04.706	25.147	37.533	26.373	133.6	7:11.821	3	2:03.166	24.831	37.005	25.996	135.2	7:11.783	
4	2:46.227 B	24.573	37.421	26.018	100.2	9:58.048	4	2:03.010	24.768	36.958	26.026	135.4	9:14.793	
							5	2:03.256	24.825	37.033	26.020	135.1	11:18.049	



Moto4

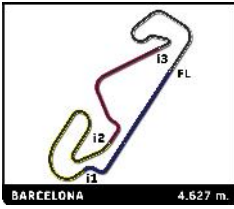
CAMPEONATO DE ESPAÑA DE SUPERBIKE

Warm Up

Sector Analysis

— Invalidated Lap ■ Personal Best ■ Session Best B Crossing the pit lane

Lap	Time	Sector 1	Sector 2	Sector 3	Kph	Elapsed	Lap	Time	Sector 1	Sector 2	Sector 3	Kph	Elapsed	
26	Jose Manuel OSUNA SAEZ ESP							3	2:10.867	25.303	38.245	26.826	127.3	8:27.025
	JEREZ ANDALUCIA MOTOR TALENT							4	2:06.619	24.981	38.084	26.950	131.6	10:33.644
1	2:14.798	33.389	38.754	26.695	119.8	2:14.798								
2	2:04.428	24.383	37.820	26.271	133.9	4:19.226								
3	2:04.386	24.725	37.580	26.294	133.9	6:23.612								
4	2:03.359	25.015	37.292	25.753	135.0	8:26.971								
5	2:04.692	25.419	37.241	26.335	133.6	10:31.663								
28	Maximo MARTINEZ QUILES ESP													
	GASSS RACING TEAM BEON													
1	2:50.752	1:11.072	37.948	26.194	94.5	2:50.752								
2	2:02.051	24.185	36.619	25.666	136.5	4:52.803								
3	2:01.674	24.109	36.737	25.773	136.9	6:54.477								
4	2:01.225	24.296	36.676	25.568	137.4	8:55.702								
5	2:00.646	24.009	36.490	25.330	138.1	10:56.348								
31	Max SANCHEZ QUESADA ESP													
	TEAM BOX 64 TECHNOLOGY													
1	3:02.480	1:16.245	41.399	28.376	88.5	3:02.480								
34	Eitan Gabriel GRAS CORDON URU													
	AUSTIN RACING & VHC LIQUI MOLY CORSE													
1	2:27.366	45.333	38.584	26.818	109.5	2:27.366								
2	2:04.842	24.930	37.437	26.126	133.4	4:32.208								
3	2:04.754	24.933	37.555	26.400	133.5	6:36.962								
4	2:03.995	25.061	37.297	26.111	134.3	8:40.957								
5	2:03.653	24.847	36.959	26.090	134.7	10:44.610								
37	Francisco PENALVA MARCO ESP													
	TEAM RACING FRANPE MIR RACING													
1	2:17.237	32.227	39.977	27.605	117.6	2:17.237								
2	2:17.180	25.305	38.173	26.616	121.4	4:34.417								
3	2:22.563 B	25.531	38.434	27.361	116.8	6:56.980								
4	3:03.434	1:18.664	40.010	27.673	90.8	10:00.414								
38	Eduardo GUTIERREZ COBO ESP													
	APEX CARDOSO RACING													
1	2:18.782	35.543	38.624	27.106	116.3	2:18.782								
2	2:05.770	24.586	37.588	26.627	132.4	4:24.552								
3	2:06.839	25.107	37.739	27.102	131.3	6:31.391								
4	2:07.548	25.560	38.229	27.099	130.6	8:38.939								
5	2:06.781	25.666	38.145	26.561	131.4	10:45.720								
41	Yvonne CERPA CUELLAR ESP													
	SPEED RACING CORSE													
1	2:39.942	54.744	39.879	27.813	100.9	2:39.942								
2	2:08.766	26.058	38.649	27.228	129.4	4:48.708								
3	2:07.694	26.067	38.503	26.864	130.4	6:56.402								
4	2:07.905	25.896	38.707	27.006	130.2	9:04.307								
5	2:07.167	26.037	38.386	26.784	131.0	11:11.474								
43	Amanuel David BRINTON ESP													
	IGAXTEAM BEON													
1	2:28.794 B	32.741	39.048	27.886	108.5	2:28.794								
2	3:47.364	2:02.328	40.391	27.463	73.3	6:16.158								
45	Alex LONGARELA MONTES ESP													
	IGAXTEAM BEON													
1	2:13.528	32.524	38.474	26.501	120.9	2:13.528								
2	2:05.751	25.081	37.747	26.871	132.5	4:19.279								
3	2:04.561	24.893	37.650	26.150	133.7	6:23.840								
4	2:03.204	24.687	36.989	26.014	135.2	8:27.044								
5	2:05.187	25.597	37.526	26.839	133.1	10:32.231								
47	Antonio TORRES DOMINGUEZ ESP													
	JEREZ ANDALUCIA MOTOR TALENT													
1	2:13.183	31.795	38.485	26.736	121.2	2:13.183								
2	2:06.168	25.705	37.578	26.836	132.0	4:19.351								
3	2:05.326	24.976	37.639	26.111	132.9	6:24.677								
4	2:02.668	24.320	37.017	25.729	135.8	8:27.345								
5	2:07.976	25.180	39.202	26.765	130.2	10:35.321								
51	Brian URIARTE DIEGO ESP													
	SCHOOL TEAM MONLAU REPSOL BEON													
1	3:01.779	1:19.761	38.408	27.753	88.8	3:01.779								
2	2:01.859	24.180	37.006	25.711	136.7	5:03.638								
3	2:02.419	24.310	36.768	25.982	136.1	7:06.057								
4	2:01.947	24.340	36.436	26.111	136.6	9:08.004								
5	2:02.245	24.417	36.596	25.960	136.3	11:10.249								
69	Fernando BUJOSA GARCIA ESP													
	MALLORCA NEW LIMITS MIR RACING													
1	2:17.375	34.779	38.217	27.308	117.5	2:17.375								
2	2:04.246	24.581	37.739	26.420	134.1	4:21.621								
3	2:03.311	24.561	36.746	26.256	135.1	6:24.932								
4	2:03.853	24.376	37.320	26.410	134.5	8:28.785								
5	2:04.965	24.145	37.674	26.847	133.3	10:33.750								
82	Valentin PERRONE CANTON ARG													
	HAWKERS MIR ARO JUNIOR TEAM MIR RACING													
1	2:32.415	50.466	38.609	26.709	105.9	2:32.415								
2	2:05.641	24.916	37.884	26.711	132.6	4:38.056								
3	2:04.300	24.788	37.351	26.331	134.0	6:42.356								
4	2:05.419	24.806	37.548	26.346	132.8	8:47.775								
5	2:04.626	25.191	37.431	26.348	133.7	10:52.401								

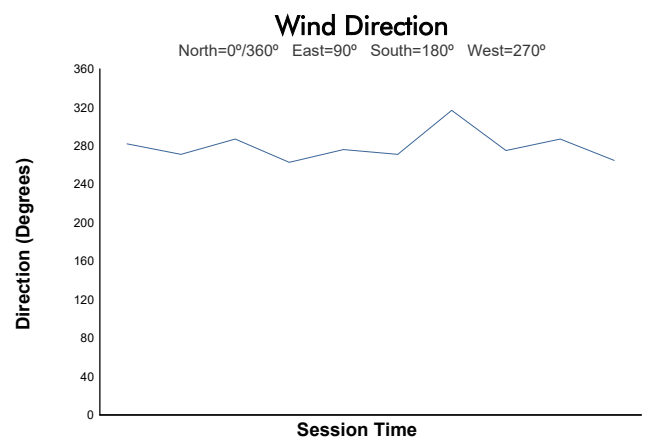
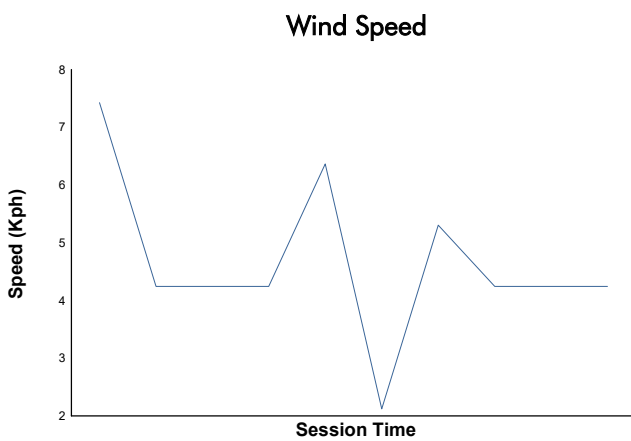
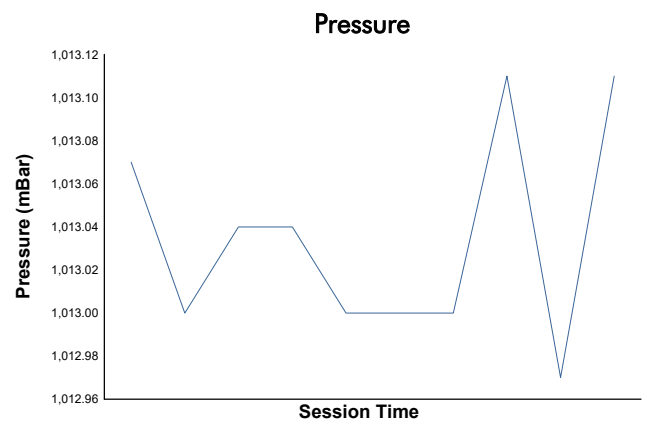
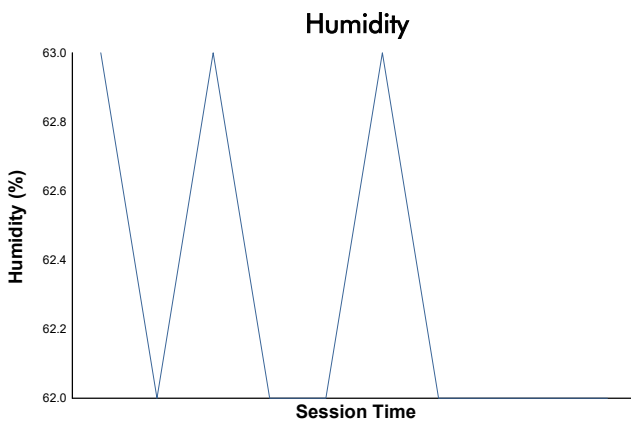
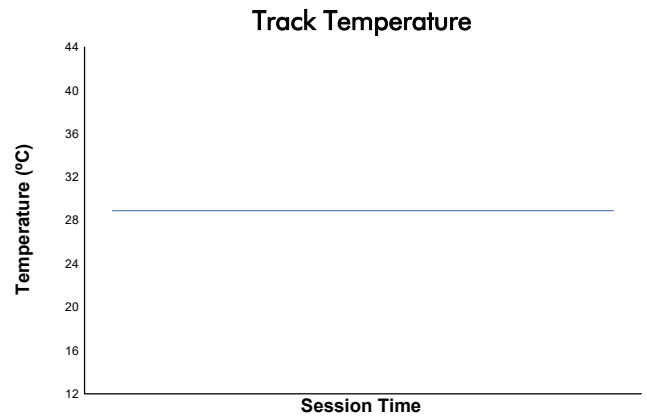
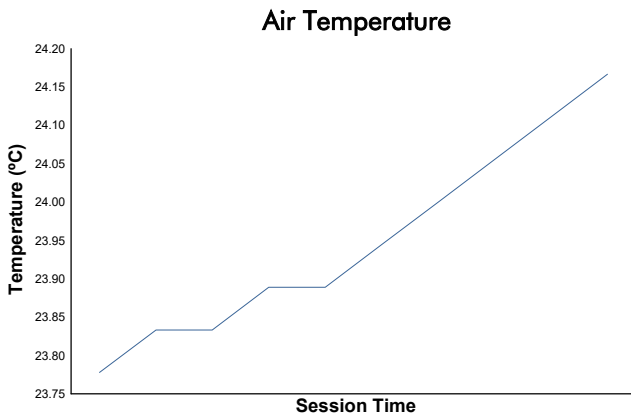


CAMPEONATO DE ESPAÑA DE SUPERBIKE

Moto4

Warm Up

Weather Report



Track Status: **DRY**