

Moto4

CAMPEONATO DE ESPAÑA DE SUPERBIKE

Carrera 2 ((8 laps, 36.9 km.))

Revised

Classification

Rider	Nat	Team	Bike	Cl.	Laps	Total Time	Gap	Kph	Best Lap			
									Lap	Time	Kph	
1	51	Brian URIARTE DIEGO	ESP	SCHOOL TEAM MONLLOU REPSOL	BEON	8	16:10.972	-	136.7	6	2:00.543	138.2
2	28	Maximo MARTINEZ QUILES	ESP	GASSS RACING TEAM	BEON	8	16:10.989	+0.017	136.7	6	2:00.535	138.2
3	19	Pol SOLA FLORENSA	ESP	SCHOOL TEAM MONLLOU REPSOL	BEON	8	16:11.278	+0.306	136.7	4	2:00.701	138.0
4	11	Jesus TORRES CABRERA	ESP	HMA LLINSUAL BLUMAQ	BEON	8	16:19.901	+8.929	135.5	3	2:01.180	137.5
5	34	Eitan Gabriel GRAS CORDON	URU	AUSTIN RACING & VHC LIQUI MOLY	CORSE	8	16:19.906	+8.934	135.5	2	2:01.136	137.5
6	25	Gonzalo PEREZ ALVAREZ	ESP	SCHOOL TEAM MONLLOU REPSOL	BEON	8	16:19.985	+9.013	135.5	3	2:00.844	137.8
7	26	Jose Manuel OSUNA SAEZ	ESP	JEREZ ANDALUCIA MOTOR TALENT	BEON	8	16:20.011	+9.039	135.5	3	2:01.168	137.5
8	45	Alex LONGARELA MONTES	ESP	IGAXTEAM	BEON	8	16:20.034	+9.062	135.4	2	2:01.308	137.3
9	31	Max SANCHEZ QUESADA	ESP	TEAM BOX 64 TECHNOLOGY	BEON	8	16:20.133	+9.161	135.4	4	2:01.120	137.5
10	4	David GARCIA ALMANSA	ESP	MRE TALENT	CORSE	8	16:20.539	+9.567	135.4	3	2:01.299	137.3
11	47	Antonio TORRES DOMINGUEZ	ESP	JEREZ ANDALUCIA MOTOR TALENT	BEON	8	16:20.612	+9.640	135.4	2	2:01.254	137.4
12	82	Valentin PERRONE CANTON	ARG	HAWKERS MIR ARO JUNIOR TEAM	MIR RACING	8	16:20.708	+9.736	135.4	4	2:01.135	137.5
13	21	Ruche MOODLEY	RSA	SMC RACING TIME ROTEK	ROTEK	8	16:33.713	+22.741	133.6	2	2:01.690	136.9
14	43	Amanuel David BRINTON	ESP	IGAXTEAM	BEON	8	16:47.571	+36.599	131.7	3	2:05.003	133.3
15	16	Uriel HIDALGO MIMBRERO	ESP	XCTECH	BEON	8	16:47.933	+36.961	131.7	3	2:04.460	133.8
16	38	Eduardo GUTIERREZ COBO	ESP	APEX CARDOSO RACING	BEON	8	16:48.002	+37.030	131.7	5	2:04.668	133.6
17	24	Owen VAN TRIGT	NED	FUERTES TEAM	BEON	8	16:48.129	+37.157	131.7	6	2:04.690	133.6
18	41	Yvonne CERPA CUELLAR	ESP	SPEED RACING	CORSE	8	16:48.368	+37.396	131.6	5	2:04.871	133.4
19	10	Afonso DUARTE DE ALMEIDA	POR	MIGUEL OLIVEIRA-FUN CLUB	BEON	8	16:48.440	+37.468	131.6	3	2:04.779	133.5
20	22	Ben Richard AUSTIN	GBR	AUSTIN RACING&VHC LIQUI MOLY	CORSE	8	16:48.839	+37.867	131.6	6	2:04.981	133.3
21	17	Pedro ALOMAR BOVER	ESP	MRE TALENT	CORSE	8	16:47.874	+36.902	131.7	6	2:05.126	133.1
22	8	Marios FOURTHIOTIS SPYRIDON	GRE	ROTEK POWER BIKE ITALY	ROTEK	8	17:03.279	+52.307	129.7	2	2:06.632	131.5
23	14	Ivan UCEDA LOPEZ	ESP	HAWKERS MIR ARO JUNIOR TEAM	MIR RACING	8	17:08.185	+57.213	129.1	3	2:04.886	133.4
24	69	Fernando BUJOSA GARCIA	ESP	MALLORCA NEW LIMITS	MIR RACING	8	17:17.732	+1:06.760	127.9	5	2:03.754	134.6
25	37	Francisco PENALVA MARCO	ESP	TEAM RACING FRANPE	MIR RACING	6	13:08.261	2 Laps	126.1	2	2:07.275	130.9
Not classified:												
20		Pau ALSINA SANCHEZ	ESP	MOTO SPORT TEAM		8	16:20.191			3	2:00.509	138.2
12		Adriano DONOSO RODRIGO	ESP	HMA LLINSUAL BLUMAQ	BEON	8	16:47.721			3	2:04.743	133.5
Not started												
27		Rico SALMELA	FIN	LLINSUAL HMA RACING	BEON							
Pole Position				B. URIARTE DIEGO		2:00.941		137.7 Kph				
Fastest Lap				Lap 3 Pau ALSINA SANCHEZ		2:00.509		138.2 Kph				

Rider #17 - 6 puestos de penalización por conducción irresponsable - Art.1.21.2

Published at:

Track Status: **DRY**

Stewards:	Timekeeper:
------------------	--------------------



Moto4

CAMPEONATO DE ESPAÑA DE SUPERBIKE

Carrera 2

Lap Chart

LAP

Nr	Pos	Grid	1	2	3	4	5	6	7	8
51	1	51	28	28	28	28	28	28	28	51
28	2	28	51	51	19	51	51	51	51	28
19	3	19	19	19	19	51	19	19	19	19
11	4	11	26	47	45	25	11	26	25	11
47	5	47	11	45	11	47	26	45	45	34
34	6	34	45	11	26	20	34	11	11	25
26	7	26	47	26	47	26	45	4	26	26
20	8	20	20	25	25	45	20	20	47	45
45	9	45	25	34	20	11	47	47	34	31
4	10	4	31	4	34	34	25	31	20	20
25	11	25	4	20	4	31	4	34	4	4
27	12	27	34	31	31	4	31	25	31	47
12	13	12	82	82	82	82	82	82	82	82
69	14	69	21	21	21	21	21	21	21	21
21	15	21	43	24	43	43	43	24	43	43
31	16	31	16	43	12	24	38	43	24	12
16	17	16	14	38	38	12	41	16	16	17
43	18	43	24	12	16	16	12	38	12	16
24	19	24	12	17	24	41	16	12	38	38
82	20	82	38	16	14	38	24	17	41	24
14	21	14	17	14	17	17	17	41	17	41
38	22	38	10	41	41	10	10	22	22	10
41	23	41	41	22	10	22	22	10	10	22
10	24	10	22	10	22	8	8	8	8	8
22	25	22	37	8	8	37	37	14	14	14
17	26	17	8	37	37	14	14	37	69	69
8	27	8	69	69	69	69	69	69	69	69
37	28	37								



Moto4

CAMPEONATO DE ESPAÑA DE SUPERBIKE

Carrera 2

Best Sector Times

SECTOR 1			SECTOR 2			SECTOR 3			Pos	Rider	Ideal Lap	Best Lap
Pos	Rider	Time	Rider	Time	Rider	Time						
1	25 G. PEREZ ALVAREZ	23.426	51 B. URIARTE DIEGO	36.227	47 A. TORRES DOMINGUEZ	25.326	1	51 B. URIARTE DIEGO	1:59.756	2:00.543	(3)	
2	34 E. GRAS CORDON	23.471	19 P. SOLA FLORENSA	36.300	11 J. TORRES CABRERA	25.369	2	19 P. SOLA FLORENSA	1:59.900	2:00.701	(4)	
3	20 P. ALSINA SANCHEZ	23.580	28 M. MARTINEZ QUILES	36.345	28 M. MARTINEZ QUILES	25.411	3	25 G. PEREZ ALVAREZ	2:00.006	2:00.844	(5)	
4	21 R. MOODLEY	23.657	47 A. TORRES DOMINGUEZ	36.348	34 E. GRAS CORDON	25.426	4	28 M. MARTINEZ QUILES	2:00.089	2:00.535	(2)	
5	19 P. SOLA FLORENSA	23.694	25 G. PEREZ ALVAREZ	36.382	20 P. ALSINA SANCHEZ	25.444	5	34 E. GRAS CORDON	2:00.333	2:01.136	(8)	
6	82 V. PERRONE CANTON	23.712	45 A. LONGARELA MONTES	36.442	25 G. PEREZ ALVAREZ	25.461	6	20 P. ALSINA SANCHEZ	2:00.376	2:00.509	(1)	
7	31 M. SANCHEZ QUESADA	23.726	34 E. GRAS CORDON	36.465	19 P. SOLA FLORENSA	25.478	7	47 A. TORRES DOMINGUEZ	2:00.394	2:01.254	(11)	
8	51 B. URIARTE DIEGO	23.728	26 J. OSUNA SAEZ	36.504	51 B. URIARTE DIEGO	25.511	8	11 J. TORRES CABRERA	2:00.491	2:01.180	(10)	
9	45 A. LONGARELA MONTES	23.730	11 J. TORRES CABRERA	36.517	4 D. GARCIA ALMANSA	25.564	9	45 A. LONGARELA MONTES	2:00.593	2:01.308	(13)	
10	11 J. TORRES CABRERA	23.754	4 D. GARCIA ALMANSA	36.544	8 V. PERRONE CANTON	25.583	10	26 J. OSUNA SAEZ	2:00.675	2:01.168	(9)	
11	26 J. OSUNA SAEZ	23.757	20 P. ALSINA SANCHEZ	36.603	26 J. OSUNA SAEZ	25.598	11	82 V. PERRONE CANTON	2:00.836	2:01.135	(7)	
12	4 D. GARCIA ALMANSA	23.773	31 M. SANCHEZ QUESADA	36.713	31 M. SANCHEZ QUESADA	25.632	12	31 M. SANCHEZ QUESADA	2:00.889	2:01.120	(6)	
13	28 M. MARTINEZ QUILES	23.969	82 V. PERRONE CANTON	36.739	45 A. LONGARELA MONTES	25.704	13	4 D. GARCIA ALMANSA	2:00.955	2:01.299	(12)	
14	47 A. TORRES DOMINGUEZ	23.972	21 R. MOODLEY	36.893	21 R. MOODLEY	25.925	14	21 R. MOODLEY	2:01.619	2:01.690	(14)	
15	22 B. AUSTIN	24.187	69 F. BUJOSA GARCIA	37.206	10 A. DUARTE DE ALMEIDA	26.154	15	69 F. BUJOSA GARCIA	2:03.594	2:03.754	(15)	
16	16 U. HIDALGO MIMBRERO	24.264	24 O. VAN TRIGT	37.416	41 Y. CERPA CUELLAR	26.300	16	41 Y. CERPA CUELLAR	2:03.913	2:04.871	(21)	
17	24 O. VAN TRIGT	24.266	43 A. BRINTON	37.432	14 I. UCEDA LOPEZ	26.318	17	16 U. HIDALGO MIMBRERO	2:03.994	2:04.460	(16)	
18	41 Y. CERPA CUELLAR	24.299	10 A. DUARTE DE ALMEIDA	37.443	17 P. ALOMAR BOVER	26.321	18	24 O. VAN TRIGT	2:04.027	2:04.690	(18)	
19	14 I. UCEDA LOPEZ	24.328	38 E. GUTIERREZ COBO	37.458	22 B. AUSTIN	26.325	19	12 A. DONOSO RODRIGO	2:04.099	2:04.743	(19)	
20	12 A. DONOSO RODRIGO	24.355	41 Y. CERPA CUELLAR	37.479	16 U. HIDALGO MIMBRERO	26.335	20	10 A. DUARTE DE ALMEIDA	2:04.158	2:04.779	(20)	
21	17 P. ALOMAR BOVER	24.413	16 U. HIDALGO MIMBRERO	37.509	38 E. GUTIERREZ COBO	26.367	21	14 I. UCEDA LOPEZ	2:04.283	2:04.886	(22)	
22	43 A. BRINTON	24.481	17 P. ALOMAR BOVER	37.514	12 A. DONOSO RODRIGO	26.393	22	17 P. ALOMAR BOVER	2:04.297	2:05.126	(25)	
23	10 A. DUARTE DE ALMEIDA	24.493	14 I. UCEDA LOPEZ	37.532	24 O. VAN TRIGT	26.405	23	22 B. AUSTIN	2:04.364	2:04.981	(23)	
24	38 E. GUTIERREZ COBO	24.603	12 A. DONOSO RODRIGO	37.609	43 A. BRINTON	26.476	24	38 E. GUTIERREZ COBO	2:04.399	2:04.668	(17)	
25	69 F. BUJOSA GARCIA	24.773	22 B. AUSTIN	37.681	69 F. BUJOSA GARCIA	26.503	25	43 A. BRINTON	2:04.433	2:05.003	(24)	
26	8 M. FOURTHIOTIS SPYRIDON	24.956	37 F. PENALVA MARCO	38.280	8 M. FOURTHIOTIS SPYRIDON	26.893	26	8 M. FOURTHIOTIS SPYRIDON	2:06.309	2:06.632	(26)	
27	37 F. PENALVA MARCO	25.264	8 M. FOURTHIOTIS SPYRIDON	38.355	37 F. PENALVA MARCO	26.993	27	37 F. PENALVA MARCO	2:07.072	2:07.275	(27)	



Moto4

CAMPEONATO DE ESPAÑA DE SUPERBIKE

After Carrera 2

Event maximum speed

Rider	Team	Bike	Class	T. Speed	Lap	Session
25 Gonzalo PEREZ ALVAREZ	SCHOOL TEAM MONLAU REPSOL	BEON		187.5	6	Entrenamiento Cronometrado
19 Pol SOLA FLORENSA	SCHOOL TEAM MONLAU REPSOL	BEON		187.2	7	Carrera 1
31 Max SANCHEZ QUESADA	TEAM BOX 64 TECHNOLOGY			186.9	3	Carrera 2
43 Amanuel David BRINTON	IGAXTEAM	BEON		186.9	2	Carrera 1
51 Brian URIARTE DIEGO	SCHOOL TEAM MONLAU REPSOL	BEON		186.5	6	Entrenamiento Cronometrado
47 Antonio TORRES DOMINGUEZ	JEREZ ANDALUCIA MOTOR TALENT			186.2	3	Carrera 1
21 Ruche MOODLEY	SMC RACING TIME ROTEK	ROTEK		185.9	11	Entrenamiento Cronometrado
26 Jose Manuel OSUNA SAEZ	JEREZ ANDALUCIA MOTOR TALENT			185.6	2	Carrera 2
20 Pau ALSINA SANCHEZ	MOTO SPORT TEAM			185.2	3	Carrera 2
45 Alex LONGARELA MONTES	IGAXTEAM	BEON		184.3	4	Entrenamiento Cronometrado
38 Eduardo GUTIERREZ COBO	APEX CARDOSO RACING			184.0	3	Carrera 2
69 Fernando BUJOSA GARCIA	MALLORCA NEW LIMITS	MIR RACING		183.7	4	Carrera 1
82 Valentin PERRONE CANTON	HAWKERS MIR ARO JUNIOR TEAM	MIR RACING		183.4	8	Carrera 2
11 Jesus TORRES CABRERA	HMA LLINSUAL BLUMAQ	BEON		182.4	2	Carrera 2
16 Uriel HIDALGO MIMBRERO	XCTECH	BEON		182.4	5	Carrera 1
34 Eitan Gabriel GRAS CORDON	AUSTIN RACING & VHC LIQUI MOLY	CORSE		182.1	2	Carrera 2
4 David GARCIA ALMANSA	MRE TALENT	CORSE		182.1	5	Carrera 2
41 Yvonne CERPA CUELLAR	SPEED RACING	CORSE		182.1	2	Carrera 2
10 Afonso DUARTE DE ALMEIDA	MIGUEL OLIVEIRA-FUN CLUB	BEON		181.8	8	Carrera 2
14 Ivan UCEDA LOPEZ	HAWKERS MIR ARO JUNIOR TEAM	MIR RACING		181.8	2	Carrera 1
22 Ben Richard AUSTIN	AUSTIN RACING&VHC LIQUI MOLY	CORSE		181.8	2	Carrera 2
24 Owen VAN TRIGT	FUERTES TEAM	BEON		181.8	4	Warm Up
17 Pedro ALOMAR BOVER	MRE TALENT	CORSE		181.5	2	Carrera 1
28 Maximo MARTINEZ QUILES	GASSS RACING TEAM	BEON		181.2	3	Entrenamiento Cronometrado
27 Rico SALMELA	LLINSUAL HMA RACING	BEON		177.3	2	Entrenamiento Cronometrado
12 Adriano DONOSO RODRIGO	HMA LLINSUAL BLUMAQ	BEON		176.8	13	Entrenamiento Cronometrado
37 Francisco PENALVA MARCO	TEAM RACING FRANPE	MIR RACING		173.9	2	Warm Up
8 Marius FOURTHIOTIS SPYRIDON	ROTEK POWER BIKE ITALY	ROTEK		172.8	10	Entrenamiento Cronometrado



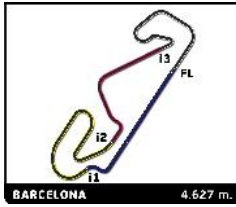
Moto4

CAMPEONATO DE ESPAÑA DE SUPERBIKE

Carrera 2

Leader Sequence

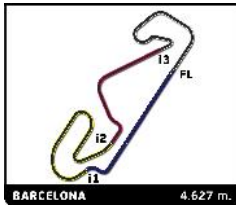
Nr	Rider	Team	Bike	Start Lap	End Lap	Laps	Total Laps
51	Brian URIARTE DIEGO	SCHOOL TEAM MONLAU REPSOL	BEON	1	1	1	1
28	Maximo MARTINEZ QUILES	GASSS RACING TEAM	BEON	2	7	6	6
51	Brian URIARTE DIEGO	SCHOOL TEAM MONLAU REPSOL	BEON	8	8	1	2



Moto4
CAMPEONATO DE ESPAÑA DE SUPERBIKE
Carrera 2

Fastest Lap Sequence

Practice Time	Rider	Team	Bike	Class	Time	Kph	Lap
4:05.191	28 Maximo MARTINEZ QUILES	GASSS RACING TEAM	BEON		2:00.709	138.0	2
6:05.751	28 Maximo MARTINEZ QUILES	GASSS RACING TEAM	BEON		2:00.560	138.2	3
6:08.648	20 Pau ALSINA SANCHEZ	MOTO SPORT TEAM			2:00.509	138.2	3

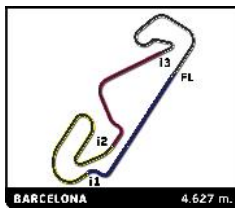


Moto4 CAMPEONATO DE ESPAÑA DE SUPERBIKE Carrera 2

Analysis by lap

■ Lapped

Nr	Lap Time	Gap	Nr	Lap Time	Gap	Nr	Lap Time	Gap	Nr	Lap Time	Gap	Nr	Lap Time	Gap
Lap 1			69	2:05.029	48.601	37	2:07.467	28.656	10	2:05.615	28.874	10	2:05.720	37.468
51	2:04.420		Lap 3			14	2:20.603	34.413	8	2:07.517	40.038	22	2:06.210	37.867
28	2:04.482	0.062	28	2:00.560		69	2:03.929	55.217	14	2:07.137	46.996	8	2:07.571	52.307
19	2:04.561	0.141	51	2:00.692	0.188	Lap 5			37	2:25.047	59.911	14	2:06.618	57.213
26	2:05.457	1.037	19	2:00.733	0.392	28	2:01.130		69	2:04.046	1:01.352	69	2:04.157	1:06.760
11	2:05.489	1.069	45	2:01.422	2.531	51	2:00.935	0.018	Lap 7					
45	2:05.552	1.132	11	2:01.180	2.543	19	2:01.183	0.212	28	2:01.173				
47	2:05.570	1.150	26	2:01.168	2.545	11	2:01.686	3.929	51	2:01.200	0.053			
20	2:05.986	1.566	47	2:01.519	2.592	26	2:01.783	3.956	19	2:00.732	0.168			
25	2:06.254	1.834	25	2:00.844	2.725	34	2:01.393	3.965	25	2:01.397	6.688			
31	2:06.511	2.091	20	2:00.509	2.897	45	2:01.763	3.985	45	2:02.083	6.738			
4	2:06.578	2.158	34	2:01.435	3.464	20	2:02.066	4.019	11	2:02.141	6.805			
34	2:06.644	2.224	4	2:01.299	3.538	47	2:02.221	4.072	26	2:02.427	7.062			
82	2:06.901	2.481	31	2:01.181	3.610	25	2:02.451	4.197	47	2:02.104	7.148			
21	2:07.610	3.190	82	2:01.423	3.916	4	2:01.589	4.447	34	2:01.987	7.160			
43	2:09.094	4.674	21	2:02.182	5.731	31	2:01.850	4.516	20	2:02.509	7.491			
16	2:09.312	4.892	43	2:05.003	14.008	82	2:01.665	4.652	4	2:02.693	7.649			
14	2:09.316	4.896	12	2:04.743	14.198	21	2:03.972	10.644	31	2:02.528	7.664			
24	2:09.416	4.996	38	2:04.938	14.215	43	2:05.124	22.793	82	2:02.328	7.870			
12	2:09.534	5.114	16	2:04.460	14.236	38	2:04.668	22.900	21	2:05.154	18.711			
38	2:09.743	5.323	24	2:05.583	14.560	41	2:04.871	22.997	43	2:05.826	32.229			
17	2:10.090	5.670	14	2:04.886	14.744	12	2:05.243	23.045	24	2:05.919	32.239			
10	2:10.221	5.801	17	2:05.299	15.034	16	2:05.195	23.171	16	2:05.850	32.407			
41	2:10.490	6.070	41	2:05.023	15.127	24	2:05.550	23.338	12	2:05.600	32.460			
22	2:10.808	6.388	10	2:04.779	15.155	17	2:05.334	23.768	38	2:05.787	32.512			
37	2:12.944	8.524	22	2:05.190	15.467	10	2:05.284	23.794	41	2:05.409	32.703			
8	2:13.051	8.631	8	2:07.240	21.172	22	2:05.610	24.335	17	2:05.661	32.847			
69	2:48.763	44.343	37	2:07.655	22.123	8	2:06.941	33.056	22	2:05.498	33.106			
Lap 2			69	2:04.181	52.222	37	2:07.873	35.399	10	2:05.496	33.197			
28	2:00.709		Lap 4			14	2:07.111	40.394	8	2:07.320	46.185			
51	2:00.827	0.056	28	2:00.934		69	2:03.754	57.841	14	2:06.221	52.044			
19	2:00.849	0.219	19	2:00.701	0.159	Lap 6			69	2:03.873	1:04.052			
47	2:01.254	1.633	51	2:00.959	0.213	28	2:00.535		Lap 8					
45	2:01.308	1.669	25	2:01.085	2.876	51	2:00.543	0.026	51	2:01.396				
11	2:01.625	1.923	47	2:01.323	2.981	19	2:00.932	0.609	28	2:01.466	0.017			
26	2:01.671	1.937	20	2:01.120	3.083	26	2:02.387	5.808	19	2:01.587	0.306			
25	2:01.378	2.441	26	2:01.692	3.303	45	2:02.378	5.828	11	2:03.573	8.929			
34	2:01.136	2.589	45	2:01.755	3.352	11	2:02.443	5.837	34	2:03.223	8.934			
4	2:01.412	2.799	11	2:01.764	3.373	4	2:02.217	6.129	25	2:03.774	9.013			
20	2:02.153	2.948	34	2:01.172	3.702	20	2:02.671	6.155	26	2:03.426	9.039			
31	2:01.669	2.989	31	2:01.120	3.796	47	2:02.680	6.217	45	2:03.773	9.062			
82	2:01.343	3.053	4	2:01.384	3.988	31	2:02.328	6.309	31	2:02.946	9.161			
21	2:01.690	4.109	82	2:01.135	4.117	34	2:02.916	6.346	20	2:03.177	9.219			
24	2:05.312	9.537	21	2:03.005	7.802	25	2:02.802	6.464	4	2:03.367	9.567			
43	2:05.662	9.565	43	2:05.725	18.799	82	2:02.598	6.715	47	2:03.941	9.640			
38	2:05.285	9.837	24	2:05.292	18.918	21	2:04.621	14.730	82	2:03.315	9.736			
12	2:05.672	10.015	12	2:05.668	18.932	24	2:04.690	27.493	21	2:05.479	22.741			
17	2:05.396	10.295	16	2:05.804	19.106	43	2:05.318	27.576	43	2:05.819	36.599			
16	2:06.215	10.336	41	2:05.063	19.256	16	2:05.094	27.730	12	2:05.738	36.749			
14	2:06.293	10.418	38	2:06.081	19.362	38	2:05.533	27.898	17	2:05.504	36.902			
41	2:05.365	10.664	17	2:05.464	19.564	12	2:05.523	28.033	16	2:06.003	36.961			
22	2:05.220	10.837	10	2:05.419	19.640	17	2:05.126	28.359	38	2:05.967	37.030			
10	2:05.906	10.936	22	2:05.322	19.855	41	2:06.005	28.467	24	2:06.367	37.157			
8	2:06.632	14.492	8	2:07.007	27.245	22	2:04.981	28.781	41	2:06.142	37.396			
37	2:07.275	15.028												



Moto4

CAMPEONATO DE ESPAÑA DE SUPERBIKE

Carrera 2

Analysis

Personal Best Session Best B Crossing the finish line in pit lane

Lap	Time	Sector 1	Sector 2	Sector 3	Kph	Elapsed	Lap	Time	Sector 1	Sector 2	Sector 3	Kph	Elapsed	
4	David GARCIA ALMANSA ESP							14	Ivan UCEDA LOPEZ ESP					
	MRE TALENT CORSE								HAWKERS MIR ARO JUNIOR TEAM MIR RACING					
1	2:06.578	28.578	37.179	25.619	127.5	2:06.578	1	2:09.316	29.349	37.532	26.318	124.8	2:09.316	
2	2:01.412	23.773	36.768	25.788	137.2	4:07.990	2	2:06.293	25.171	38.200	26.346	131.9	4:15.609	
3	2:01.299	23.901	36.693	25.631	137.3	6:09.289	3	2:04.886	24.513	37.578	26.349	133.4	6:20.495	
4	2:01.384	23.833	36.800	25.564	137.2	8:10.673	4	2:20.603	24.328	49.881	29.159	118.5	8:41.098	
5	2:01.589	23.936	36.803	25.736	137.0	10:12.262	5	2:07.111	25.458	38.296	27.043	131.0	10:48.209	
6	2:02.217	23.868	37.003	25.943	136.3	12:14.479	6	2:07.137	25.071	37.890	27.473	131.0	12:55.346	
7	2:02.693	24.892	36.544	25.660	135.8	14:17.172	7	2:06.221	25.316	37.877	26.923	132.0	15:01.567	
8	2:03.367	24.299	37.171	26.336	135.0	16:20.539	8	2:06.618	25.360	37.978	26.900	131.6	17:08.185	
8	Marios FOURTHIOTIS SPYRIDON GRE							16	Uriel HIDALGO MIMBRERO ESP					
	ROTEK POWER BIKE ITALY ROTEK								XCTECH BEON					
1	2:13.051	31.565	38.400	26.981	121.3	2:13.051	1	2:09.312	29.155	37.536	26.485	124.8	2:09.312	
2	2:06.632	24.956	38.355	26.969	131.5	4:19.683	2	2:06.215	25.085	37.892	26.758	132.0	4:15.527	
3	2:07.240	25.160	38.476	26.918	130.9	6:26.923	3	2:04.460	24.298	37.655	26.621	133.8	6:19.987	
4	2:07.007	25.167	38.425	26.893	131.2	8:33.930	4	2:05.804	25.234	37.941	26.335	132.4	8:25.791	
5	2:06.941	25.238	38.426	26.925	131.2	10:40.871	5	2:05.195	24.745	37.509	26.977	133.1	10:30.986	
6	2:07.517	25.246	38.357	27.051	130.6	12:48.388	6	2:05.094	24.264	38.261	26.501	133.2	12:36.080	
7	2:07.320	25.452	38.479	27.075	130.8	14:55.708	7	2:05.850	25.017	37.630	27.008	132.4	14:41.930	
8	2:07.571	25.433	38.424	27.394	130.6	17:03.279	8	2:06.003	25.132	37.626	27.032	132.2	16:47.933	
10	Afonso DUARTE DE ALMEIDA POR							17	Pedro ALOMAR BOVER ESP					
	MIGUEL OLIVEIRA-FUN CLUB BEON								MRE TALENT CORSE					
1	2:10.221	29.854	37.972	26.282	124.0	2:10.221	1	2:10.090	29.868	37.723	26.450	124.1	2:10.090	
2	2:05.906	24.493	38.570	26.288	132.3	4:16.127	2	2:05.396	24.413	37.687	26.579	132.8	4:15.486	
3	2:04.779	24.512	37.443	26.756	133.5	6:20.906	3	2:05.299	24.783	37.518	26.689	132.9	6:20.785	
4	2:05.419	24.901	37.683	26.669	132.8	8:26.325	4	2:05.464	24.797	37.824	26.456	132.8	8:26.249	
5	2:05.284	25.227	37.740	26.236	133.0	10:31.609	5	2:05.334	24.846	37.888	26.502	132.9	10:31.583	
6	2:05.615	25.133	38.107	26.154	132.6	12:37.224	6	2:05.126	25.044	37.514	26.321	133.1	12:36.709	
7	2:05.496	24.643	37.811	26.736	132.7	14:42.720	7	2:05.661	24.682	37.684	26.836	132.6	14:42.370	
8	2:05.720	24.955	37.851	26.757	132.5	16:48.440	8	2:05.504	25.136	37.776	26.383	132.7	16:47.874	
11	Jesus TORRES CABRERA ESP							19	Poi SOLA FLORENSA ESP					
	HMA LLINSUAL BLUMAQ BEON								SCHOOL TEAM MONLAU REPSOL BEON					
1	2:05.489	27.470	37.259	25.861	128.6	2:05.489	1	2:04.561	26.985	36.773	25.858	129.6	2:04.561	
2	2:01.625	23.954	36.778	25.863	137.0	4:07.114	2	2:00.849	24.046	36.601	25.478	137.8	4:05.410	
3	2:01.180	23.894	37.066	25.369	137.5	6:08.294	3	2:00.733	24.144	36.618	25.543	138.0	6:06.143	
4	2:01.764	24.488	36.647	25.515	136.8	8:10.058	4	2:00.701	23.694	36.853	25.589	138.0	8:06.844	
5	2:01.686	23.754	37.170	25.675	136.9	10:11.744	5	2:01.183	24.117	36.541	25.723	137.5	10:08.027	
6	2:02.443	24.716	36.833	25.745	136.0	12:14.187	6	2:00.932	24.196	36.519	25.510	137.7	12:08.959	
7	2:02.141	24.803	36.517	25.744	136.4	14:16.328	7	2:00.732	23.970	36.300	25.717	138.0	14:09.691	
8	2:03.573	24.795	36.703	26.483	134.8	16:19.901	8	2:01.587	24.428	36.449	26.072	137.0	16:11.278	
12	Adriano DONOSO RODRIGO ESP							20	Pau ALSINA SANCHEZ ESP					
	HMA LLINSUAL BLUMAQ BEON								MOTO SPORT TEAM					
1	2:09.534	29.398	37.934	26.393	124.6	2:09.534	1	2:05.986	28.253	36.867	25.838	128.1	2:05.986	
2	2:05.672	24.937	37.950	26.621	132.5	4:15.206	2	2:02.153	23.876	36.889	25.624	136.4	4:08.139	
3	2:04.743	24.355	37.609	26.752	133.5	6:19.949	3	2:00.509	23.713	36.603	25.444	138.2	6:08.648	
4	2:05.668	24.924	37.698	26.636	132.5	8:25.617	4	2:01.120	23.580	36.916	25.773	137.5	8:09.768	
5	2:05.243	24.772	37.747	26.804	133.0	10:30.860	5	2:02.066	24.325	37.023	25.656	136.5	10:11.834	
6	2:05.523	24.945	38.396	26.440	132.7	12:36.383	6	2:02.671	24.506	37.063	26.069	135.8	12:14.505	
7	2:05.600	24.789	37.701	26.987	132.6	14:41.983	7	2:02.509	24.882	36.701	25.631	136.0	14:17.014	
8	2:05.738	24.968	37.852	26.775	132.5	16:47.721	8	2:03.177	24.352	36.939	26.243	135.2	16:20.191	



Moto4

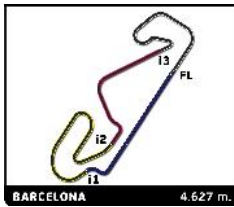
CAMPEONATO DE ESPAÑA DE SUPERBIKE

Carrera 2

Analysis

■ Personal Best ■ Session Best B Crossing the finish line in pit lane

Lap	Time	Sector 1	Sector 2	Sector 3	Kph	Elapsed	Lap	Time	Sector 1	Sector 2	Sector 3	Kph	Elapsed		
21	Ruche MOODLEY						RSA	28	Maximo MARTINEZ QUILES						ESP
	SMC RACING TIME ROTEK						ROTEK		GASSS RACING TEAM						BEON
1	2:07.610	28.783	37.393	26.184	126.5	2:07.610	1	2:04.482	27.917	36.345	25.411	129.7	2:04.482		
2	2:01.690	23.657	36.964	25.925	136.9	4:09.300	2	2:00.709	23.981	36.410	25.689	138.0	4:05.191		
3	2:02.182	23.885	36.893	26.011	136.3	6:11.482	3	2:00.560	23.969	36.518	25.585	138.2	6:05.751		
4	2:03.005	24.056	37.175	26.229	135.4	8:14.487	4	2:00.934	24.359	36.363	25.689	137.7	8:06.685		
5	2:03.972	24.526	37.274	26.449	134.4	10:18.459	5	2:01.130	24.041	36.559	25.796	137.5	10:07.815		
6	2:04.621	24.557	37.461	26.712	133.7	12:23.080	6	2:00.535	24.181	36.414	25.576	138.2	12:08.350		
7	2:05.154	24.844	37.524	26.648	133.1	14:28.234	7	2:01.173	24.092	36.479	25.825	137.5	14:09.523		
8	2:05.479	24.823	37.699	26.832	132.7	16:33.713	8	2:01.466	24.247	36.531	26.076	137.1	16:10.989		
22	Ben Richard AUSTIN						GBR	31	Max SANCHEZ QUESADA						ESP
	AUSTIN RACING&VHC LIQUI MOLY						CORSE		TEAM BOX 64 TECHNOLOGY						
1	2:10.808	30.179	37.882	26.346	123.4	2:10.808	1	2:06.511	28.622	36.848	25.705	127.6	2:06.511		
2	2:05.220	24.291	38.046	26.325	133.0	4:16.028	2	2:01.669	23.726	36.877	25.790	136.9	4:08.180		
3	2:05.190	24.741	37.681	26.568	133.1	6:21.218	3	2:01.181	23.776	36.713	25.632	137.5	6:09.361		
4	2:05.322	24.740	37.796	26.520	132.9	8:26.540	4	2:01.120	23.866	36.789	25.647	137.5	8:10.481		
5	2:05.610	24.719	38.374	26.346	132.6	10:32.150	5	2:01.850	23.971	37.139	25.790	136.7	10:12.331		
6	2:04.981	24.187	38.200	26.413	133.3	12:37.131	6	2:02.328	24.376	36.796	26.136	136.2	12:14.659		
7	2:05.498	24.603	37.764	26.712	132.7	14:42.629	7	2:02.528	24.534	36.820	25.866	135.9	14:17.187		
8	2:06.210	25.167	38.123	26.548	132.0	16:48.839	8	2:02.946	24.352	36.994	26.088	135.5	16:20.133		
24	Owen VAN TRIGT						NED	34	Eitan Gabriel GRAS CORDON						URU
	FUERTES TEAM						BEON		AUSTIN RACING & VHC LIQUI MOLY						CORSE
1	2:09.416	29.426	37.587	26.411	124.7	2:09.416	1	2:06.644	28.021	37.214	25.729	127.5	2:06.644		
2	2:05.312	24.850	37.416	26.930	132.9	4:14.728	2	2:01.136	23.471	36.787	25.426	137.5	4:07.780		
3	2:05.583	24.720	37.907	26.786	132.6	6:20.311	3	2:01.435	23.866	36.661	25.559	137.2	6:09.215		
4	2:05.292	24.266	37.913	26.565	132.9	8:25.603	4	2:01.172	23.781	36.769	25.651	137.5	8:10.387		
5	2:05.550	25.299	37.805	26.405	132.7	10:31.153	5	2:01.393	23.861	36.465	25.847	137.2	10:11.780		
6	2:04.690	24.594	37.583	26.573	133.6	12:35.843	6	2:02.916	24.659	36.770	26.301	135.5	12:14.696		
7	2:05.919	24.957	37.647	27.084	132.3	14:41.762	7	2:01.987	24.032	36.924	25.701	136.5	14:16.683		
8	2:06.367	25.527	38.054	26.539	131.8	16:48.129	8	2:03.223	24.135	37.404	26.117	135.2	16:19.906		
25	Gonzalo PEREZ ALVAREZ						ESP	37	Francisco PENALVA MARCO						ESP
	SCHOOL TEAM MONLAU REPSOL						BEON		TEAM RACING FRANPE						MIR RACING
1	2:06.254	28.615	36.727	25.725	127.9	2:06.254	1	2:12.944	30.497	38.359	27.172	121.4	2:12.944		
2	2:01.378	23.426	36.974	25.461	137.2	4:07.632	2	2:07.275	25.266	38.463	26.993	130.9	4:20.219		
3	2:00.844	23.839	36.407	25.575	137.8	6:08.476	3	2:07.655	25.264	38.639	27.217	130.5	6:27.874		
4	2:01.085	24.326	36.382	25.640	137.6	8:09.561	4	2:07.467	25.283	38.280	27.181	130.7	8:35.341		
5	2:02.451	25.121	36.852	25.579	136.0	10:12.012	5	2:07.873	25.475	38.350	27.162	130.3	10:43.214		
6	2:02.802	24.784	36.923	25.881	135.6	12:14.814	6	2:25.047	25.843	38.602	27.599	114.8	13:08.261		
7	2:01.397	23.618	36.804	25.909	137.2	14:16.211									
8	2:03.774	25.137	36.843	26.123	134.6	16:19.985									
26	Jose Manuel OSUNA SAEZ						ESP	38	Eduardo GUTIERREZ COBO						ESP
	JEREZ ANDALUCIA MOTOR TALENT								APEX CARDOSO RACING						
1	2:05.457	27.626	37.063	25.884	128.7	2:05.457	1	2:09.743	29.642	37.749	26.367	124.4	2:09.743		
2	2:01.671	23.969	36.680	25.899	136.9	4:07.128	2	2:05.285	24.678	37.458	26.785	133.0	4:15.028		
3	2:01.168	23.800	36.852	25.598	137.5	6:08.296	3	2:04.938	24.694	37.631	26.574	133.3	6:19.966		
4	2:01.692	24.594	36.504	25.778	136.9	8:09.988	4	2:06.081	25.105	37.570	26.628	132.1	8:26.047		
5	2:01.783	23.757	37.142	25.686	136.8	10:11.771	5	2:04.668	24.603	37.676	26.418	133.6	10:30.715		
6	2:02.387	24.418	36.817	25.944	136.1	12:14.158	6	2:05.533	24.941	37.998	26.465	132.7	12:36.248		
7	2:02.427	24.674	36.631	25.732	136.1	14:16.585	7	2:05.787	24.689	37.641	27.094	132.4	14:42.035		
8	2:03.426	24.274	37.166	26.302	135.0	16:20.011	8	2:05.967	25.232	37.595	26.743	132.2	16:48.002		
41	Yvonne CERPA CUELLAR						ESP								
	SPEED RACING						CORSE								
1	2:10.490	30.308	38.006	26.341	123.7	2:10.490									



Moto4 CAMPEONATO DE ESPAÑA DE SUPERBIKE Carrera 2

Analysis

■ Personal Best ■ Session Best B Crossing the finish line in pit lane

Lap	Time	Sector 1	Sector 2	Sector 3	Kph	Elapsed	Lap	Time	Sector 1	Sector 2	Sector 3	Kph	Elapsed
2	2:05.365	24.299	38.061	26.468	132.9	4:15.855	4	2:03.929	24.773	37.258	26.759	134.4	9:01.902
3	2:05.023	24.591	37.479	26.739	133.2	6:20.878	5	2:03.754	24.791	37.212	26.524	134.6	11:05.656
4	2:05.063	24.481	37.693	26.456	133.2	8:25.941	6	2:04.046	24.909	37.303	26.503	134.3	13:09.702
5	2:04.871	24.873	37.801	26.300	133.4	10:30.812	7	2:03.873	24.972	37.206	26.583	134.5	15:13.575
6	2:06.005	25.134	38.415	26.473	132.2	12:36.817	8	2:04.157	24.948	37.265	26.723	134.2	17:17.732
7	2:05.409	24.694	37.809	26.720	132.8	14:42.226							
8	2:06.142	25.138	37.866	26.796	132.1	16:48.368							

43 Amanuel David BRINTON							ESP
IGAXTEAM							BEON
1	2:09.094	29.111	37.432	26.476	125.1	2:09.094	
2	2:05.662	24.558	37.906	26.927	132.6	4:14.756	
3	2:05.003	24.481	37.664	26.798	133.3	6:19.759	
4	2:05.725	24.687	37.816	26.739	132.5	8:25.484	
5	2:05.124	24.818	37.534	26.728	133.1	10:30.608	
6	2:05.318	24.801	37.763	26.620	132.9	12:35.926	
7	2:05.826	24.709	37.657	27.168	132.4	14:41.752	
8	2:05.819	25.034	37.696	26.813	132.4	16:47.571	

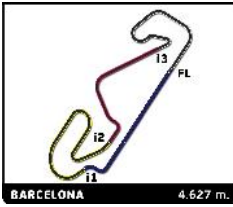
45 Alex LONGARELA MONTES							ESP
IGAXTEAM							BEON
1	2:05.552	28.167	36.574	25.972	128.6	2:05.552	
2	2:01.308	23.730	36.890	25.867	137.3	4:06.860	
3	2:01.422	24.284	36.442	25.704	137.2	6:08.282	
4	2:01.755	24.405	36.868	25.765	136.8	8:10.037	
5	2:01.763	23.947	36.503	26.116	136.8	10:11.800	
6	2:02.378	24.237	36.744	26.113	136.1	12:14.178	
7	2:02.083	24.436	36.512	26.038	136.4	14:16.261	
8	2:03.773	24.797	37.039	26.316	134.6	16:20.034	

47 Antonio TORRES DOMINGUEZ							ESP
JEREZ ANDALUCIA MOTOR TALENT							
1	2:05.570	27.787	36.955	25.893	128.6	2:05.570	
2	2:01.254	23.972	36.847	25.687	137.4	4:06.824	
3	2:01.519	24.574	36.754	25.326	137.1	6:08.343	
4	2:01.323	24.366	36.348	25.810	137.3	8:09.666	
5	2:02.221	24.694	36.836	25.637	136.3	10:11.887	
6	2:02.680	24.727	37.056	25.846	135.8	12:14.567	
7	2:02.104	24.405	36.802	25.713	136.4	14:16.671	
8	2:03.941	24.640	37.124	26.229	134.4	16:20.612	

51 Brian URIARTE DIEGO							ESP
SCHOOL TEAM MONLAU REPSOL							BEON
1	2:04.420	26.766	36.779	25.960	129.7	2:04.420	
2	2:00.827	23.869	36.696	25.547	137.9	4:05.247	
3	2:00.692	24.112	36.486	25.511	138.0	6:05.939	
4	2:00.959	24.046	36.428	25.889	137.7	8:06.898	
5	2:00.935	23.728	36.588	25.809	137.7	10:07.833	
6	2:00.543	24.004	36.669	25.580	138.2	12:08.376	
7	2:01.200	24.250	36.227	25.795	137.4	14:09.576	
8	2:01.396	24.300	36.340	26.241	137.2	16:10.972	

69 Fernando BUJOSA GARCIA							ESP
MALLORCA NEW LIMITS							MIR RACING
1	2:48.763	1:08.644	37.776	26.868	95.7	2:48.763	
2	2:05.029	24.855	37.861	26.878	133.2	4:53.792	
3	2:04.181	24.978	37.241	26.601	134.1	6:57.973	

82 Valentin PERRONE CANTON							ARG
HAWKERS MIR ARO JUNIOR TEAM							MIR RACING
1	2:06.901	28.878	37.175	26.046	127.2	2:06.901	
2	2:01.343	23.712	36.739	25.932	137.3	4:08.244	
3	2:01.423	23.835	36.800	25.831	137.2	6:09.667	
4	2:01.135	23.783	36.830	25.583	137.5	8:10.802	
5	2:01.665	24.103	36.821	25.836	136.9	10:12.467	
6	2:02.598	24.440	37.010	25.881	135.9	12:15.065	
7	2:02.328	24.476	36.768	25.827	136.2	14:17.393	
8	2:03.315	24.284	37.095	26.289	135.1	16:20.708	

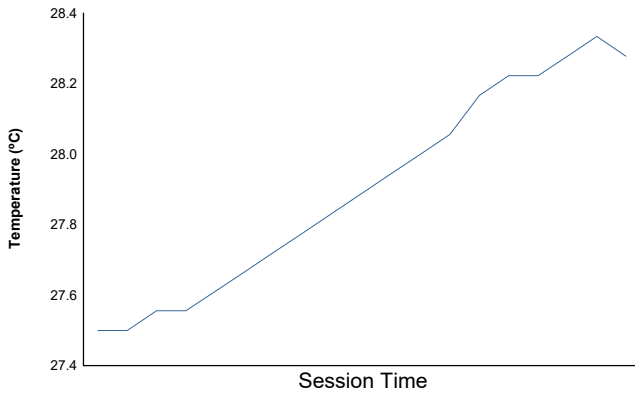


CAMPEONATO DE ESPAÑA DE SUPERBIKE

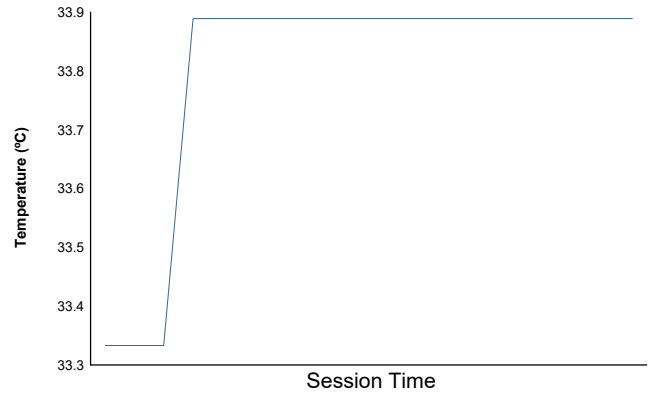
Moto4
Carrera 2

Weather Report

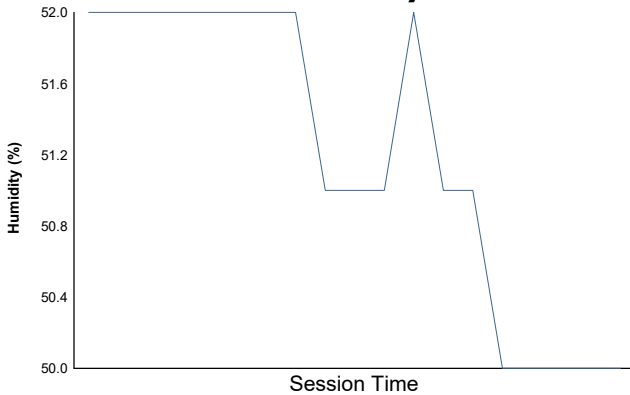
Air Temperature



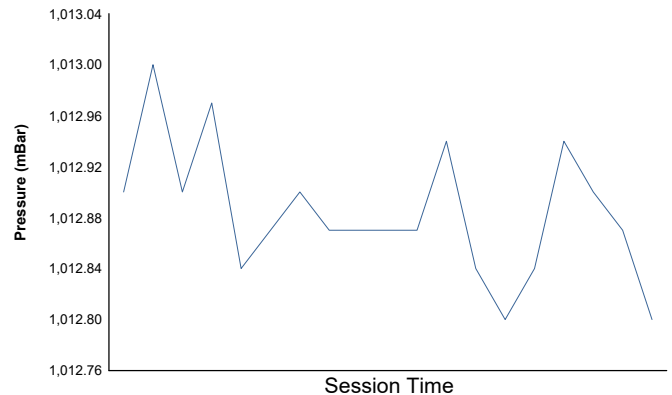
Track Temperature



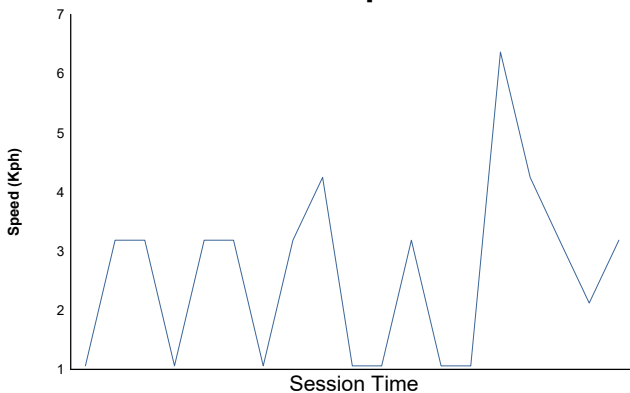
Humidity



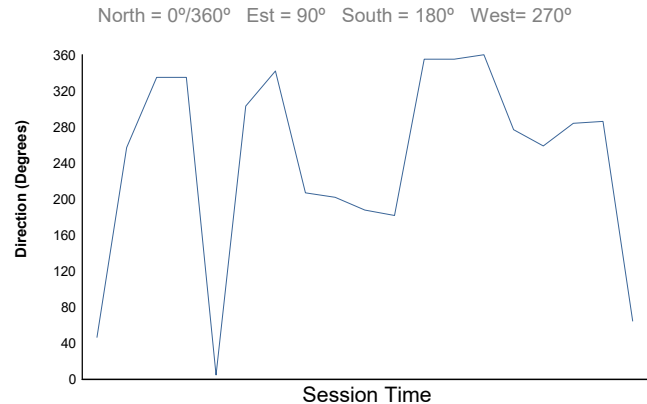
Pressure



Wind Speed



Wind direction



Track Status: **DRY**