

## Moto4

# CAMPEONATO DE ESPAÑA DE SUPERBIKE

## Carrera 1 ((10 laps, 46.1 km.))

### Classification

Revised

Rider	Nat	Team	Bike	Cl.	Laps	Total Time	Gap	Kph	Best Lap			
									Lap	Time Kph		
1	51	Brian URIARTE DIEGO	ESP	SCHOOL TEAM MONLLOU REPSOL	BEON	10	<b>20:11.269</b>	-	137.1	2	<b>2:00.449</b>	138.3
2	28	Maximo MARTINEZ QUILES	ESP	GASSS RACING TEAM	BEON	10	<b>20:11.273</b>	+0.004	137.1	8	<b>2:00.568</b>	138.2
3	19	Pol SOLA FLORENSA	ESP	SCHOOL TEAM MONLLOU REPSOL	BEON	10	<b>20:11.308</b>	+0.039	137.1	10	<b>2:00.129</b>	138.7
4	11	Jesus TORRES CABRERA	ESP	HMA LLINSUAL BLUMAQ	BEON	10	<b>20:12.808</b>	+1.539	136.9	4	<b>2:00.375</b>	138.4
5	47	Antonio TORRES DOMINGUEZ	ESP	JEREZ ANDALUCIA MOTOR TALENT		10	<b>20:28.230</b>	+16.961	135.2	2	<b>1:59.957</b>	138.9
6	34	Eitan Gabriel GRAS CORDON	URU	AUSTIN RACING & VHC LIQUI MOLY	CORSE	10	<b>20:34.377</b>	+23.108	134.5	2	<b>2:01.359</b>	137.3
7	26	Jose Manuel OSUNA SAEZ	ESP	JEREZ ANDALUCIA MOTOR TALENT		10	<b>20:34.391</b>	+23.122	134.5	2	<b>2:01.789</b>	136.8
8	20	Pau ALSINA SANCHEZ	ESP	MOTO SPORT TEAM		10	<b>20:34.415</b>	+23.146	134.5	5	<b>2:02.321</b>	136.2
9	45	Alex LONGARELA MONTES	ESP	IGAXTEAM	BEON	10	<b>20:34.426</b>	+23.157	134.5	4	<b>2:02.014</b>	136.5
10	25	Gonzalo PEREZ ALVAREZ	ESP	SCHOOL TEAM MONLLOU REPSOL	BEON	10	<b>20:34.815</b>	+23.546	134.5	2	<b>2:01.702</b>	136.9
11	31	Max SANCHEZ QUESADA	ESP	TEAM BOX 64 TECHNOLOGY		10	<b>20:37.730</b>	+26.461	134.2	5	<b>2:02.356</b>	136.1
12	27	Rico SALMELA	FIN	LLINSUAL HMA RACING	BEON	10	<b>20:42.156</b>	+30.887	133.7	9	<b>2:01.729</b>	136.8
13	24	Owen VAN TRIGT	NED	FUERTES TEAM	BEON	10	<b>20:42.475</b>	+31.206	133.7	10	<b>2:02.431</b>	136.1
14	14	Ivan UCEDA LOPEZ	ESP	HAWKERS MIR ARO JUNIOR TEAM	MIR RACING	10	<b>20:57.134</b>	+45.865	132.1	2	<b>2:04.566</b>	133.7
15	38	Eduardo GUTIERREZ COBO	ESP	APEX CARDOSO RACING		10	<b>20:57.278</b>	+46.009	132.1	2	<b>2:04.263</b>	134.0
16	82	Valentin PERRONE CANTON	ARG	HAWKERS MIR ARO JUNIOR TEAM	MIR RACING	10	<b>20:57.379</b>	+46.110	132.1	2	<b>2:04.196</b>	134.1
17	17	Pedro ALOMAR BOVER	ESP	MRE TALENT	CORSE	10	<b>20:57.778</b>	+46.509	132.0	6	<b>2:04.265</b>	134.0
18	10	Afonso DUARTE DE ALMEIDA	POR	MIGUEL OLIVEIRA-FUN CLUB	BEON	10	<b>20:57.800</b>	+46.531	132.0	5	<b>2:04.421</b>	133.9
19	22	Ben Richard AUSTIN	GBR	AUSTIN RACING&VHC LIQUI MOLY	CORSE	10	<b>21:15.411</b>	+1:04.142	130.2	3	<b>2:05.439</b>	132.8
20	8	Marios FOURTHIOTIS SPYRIDON	GRE	ROTEK POWER BIKE ITALY	ROTEK	10	<b>21:27.888</b>	+1:16.619	128.9	10	<b>2:07.850</b>	130.3

#### Not classified:

4	David GARCIA ALMANSA	ESP	MRE TALENT	CORSE	9	<b>18:11.074</b>			9	<b>2:00.403</b>	138.3
16	Uriel HIDALGO MIMBRERO	ESP	XCTECH	BEON	6	<b>15:42.913</b>			3	<b>2:02.410</b>	136.1
21	Ruche MOODLEY	RSA	SMC RACING TIME ROTEK	ROTEK	5	<b>10:19.426</b>			3	<b>2:02.666</b>	135.8
69	Fernando BUJOSA GARCIA	ESP	MALLORCA NEW LIMITS	MIR RACING	5	<b>10:19.663</b>			4	<b>2:02.570</b>	135.9
43	Amanuel David BRINTON	ESP	IGAXTEAM	BEON	5	<b>10:21.180</b>			3	<b>2:02.483</b>	136.0
12	Adriano DONOSO RODRIGO	ESP	HMA LLINSUAL BLUMAQ	BEON	1	<b>3:21.762</b>					

#### Not started

41	Yvonne CERPA CUELLAR	ESP	SPEED RACING	CORSE							
37	Francisco PENALVA MARCO	ESP	TEAM RACING FRANPE	MIR RACING							

#### Pole Position

M. MARTINEZ QUILES **2:00.029** 138.8 Kph

#### Fastest Lap

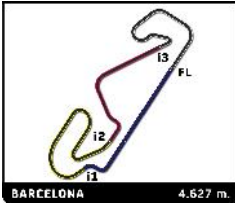
Lap 2 Antonio TORRES DOMINGUEZ **1:59.957** 138.9 Kph

#31 Limites de pista en ultima vuelta ganando posición. 3 segundos de penalización

Published at: .....

Track Status: **DRY**

Stewards:	Timekeeper:
-----------	-------------



**Moto4**  
**CAMPEONATO DE ESPAÑA DE SUPERBIKE**  
Carrera 1

Lap Chart

No	Pos	Grid	Lap											
			1	2	3	4	5	6	7	8	9	10		
28	1	28	28	28	28	51	28	28	28	28	28	28	28	51
4	2	4	19	51	51	28	51	51	51	51	51	51	51	28
25	3	25	51	4	4	4	19	47	19	11	11	11	11	19
27	4	27	4	19	19	11	4	4	4	4	4	4	4	11
11	5	11	11	47	47	19	11	11	11	11	19	19	19	47
19	6	19	25	11	11	47	47	19	47	47	47	47	47	34
12	7	12	47	25	25	25	45	26	26	25	25	25	25	26
51	8	51	26	34	34	26	26	31	20	34	45	20		
34	9	34	34	26	26	34	25	34	34	31	34	45		
69	10	69	20	45	45	45	34	45	31	26	31	31		
20	11	20	69	20	31	31	31	20	25	45	26	25		
47	12	47	45	31	20	20	20	25	45	20	20	27		
21	13	21	31	21	21	43	21	24	24	24	24	24		
45	14	45	21	69	43	21	16	27	27	27	27	14		
31	15	31	43	43	16	16	69	14	14	14	17	38		
16	16	16	82	16	69	69	43	17	38	82	82	82		
26	17	26	16	82	24	24	24	38	17	38	14	17		
43	18	43	14	24	82	14	27	82	82	17	38	10		
24	19	24	24	14	38	38	14	10	10	10	10	22		
82	20	82	17	17	14	82	38	22	22	22	22	8		
14	21	14	38	38	17	17	17	8	8	8	8			
38	22	38	22	10	10	10	82	16						
41	23	41	10	22	22	27	10							
10	24	10	8	8	27	22	22							
22	25	22	27	27	8	8	8							
17	26	17	12											
8	27	8												
37	28	37												



## Moto4

# CAMPEONATO DE ESPAÑA DE SUPERBIKE

### Carrera 1

### Best Sector Times

Sector 1			Sector 2			Sector 3			Ideal Lap	Best Lap
Pos	No Rider	Time	No Rider	Time	No Rider	Time	Pos	No Rider		
1	19 P.SOLA FLORENSA	23.406	11 J.TORRES CABRERA	36.282	19 P.SOLA FLORENSA	25.183	1	19 P.SOLA FLORENSA	1:59.690	2:00.129 (2)
2	47 A.TORRES DOMINGUEZ	23.530	4 D.GARCIA ALMANSA	36.311	11 J.TORRES CABRERA	25.390	2	51 B.URIARTE DIEGO	1:59.816	2:00.449 (5)
3	51 B.URIARTE DIEGO	23.576	28 M.MARTINEZ QUILES	36.314	4 D.GARCIA ALMANSA	25.409	3	47 A.TORRES DOMINGUEZ	1:59.819	1:59.957 (1)
4	26 J.OSUNA SAEZ	23.601	47 A.TORRES DOMINGUEZ	36.321	47 A.TORRES DOMINGUEZ	25.436	4	11 J.TORRES CABRERA	1:59.822	2:00.375 (3)
5	4 D.GARCIA ALMANSA	23.625	51 B.URIARTE DIEGO	36.343	51 B.URIARTE DIEGO	25.446	5	4 D.GARCIA ALMANSA	1:59.873	2:00.403 (4)
6	34 E.GRAS CORDON	23.668	19 P.SOLA FLORENSA	36.513	28 M.MARTINEZ QUILES	25.555	6	28 M.MARTINEZ QUILES	2:00.053	2:00.568 (6)
7	11 J.TORRES CABRERA	23.679	45 A.LONGARELA MONTES	36.572	26 J.OSUNA SAEZ	25.664	7	25 G.PEREZ ALVAREZ	2:00.964	2:01.702 (8)
8	28 M.MARTINEZ QUILES	23.790	31 M.SANCHEZ QUESADA	36.584	25 G.PEREZ ALVAREZ	25.750	8	26 J.OSUNA SAEZ	2:00.993	2:01.789 (10)
9	45 A.LONGARELA MONTES	23.799	25 G.PEREZ ALVAREZ	36.588	20 P.ALSINA SANCHEZ	25.766	9	34 E.GRAS CORDON	2:01.065	2:01.359 (7)
10	25 G.PEREZ ALVAREZ	23.805	43 A.BRINTON	36.649	34 E.GRAS CORDON	25.805	10	45 A.LONGARELA MONTES	2:01.112	2:02.014 (11)
11	43 A.BRINTON	23.867	20 P.ALSINA SANCHEZ	36.674	45 A.LONGARELA MONTES	25.838	11	27 R.SALMELA	2:01.351	2:01.729 (9)
12	16 U.HIDALGO MIMBRERO	23.905	27 R.SALMELA	36.680	16 U.HIDALGO MIMBRERO	25.960	12	20 P.ALSINA SANCHEZ	2:01.509	2:02.321 (12)
13	27 R.SALMELA	23.955	34 E.GRAS CORDON	36.682	31 M.SANCHEZ QUESADA	25.981	13	31 M.SANCHEZ QUESADA	2:01.677	2:02.356 (13)
14	21 R.MOODLEY	23.958	26 J.OSUNA SAEZ	36.719	27 R.SALMELA	25.982	14	21 R.MOODLEY	2:02.160	2:02.666 (18)
15	69 F.BUJOSA GARCIA	23.959	16 U.HIDALGO MIMBRERO	36.748	43 A.BRINTON	25.998	15	24 O.VAN TRIGT	2:02.168	2:02.431 (15)
16	24 O.VAN TRIGT	24.083	24 O.VAN TRIGT	36.847	24 O.VAN TRIGT	26.042	16	43 A.BRINTON	2:02.206	2:02.483 (16)
17	20 P.ALSINA SANCHEZ	24.095	21 R.MOODLEY	36.859	21 R.MOODLEY	26.095	17	69 F.BUJOSA GARCIA	2:02.263	2:02.570 (17)
18	31 M.SANCHEZ QUESADA	24.106	69 F.BUJOSA GARCIA	36.947	69 F.BUJOSA GARCIA	26.256	18	16 U.HIDALGO MIMBRERO	2:02.293	2:02.410 (14)
19	38 E.GUTIERREZ COBO	24.181	82 V.PERRONE CANTON	37.181	10 A.DUARTE DE ALMEIDA	26.380	19	82 V.PERRONE CANTON	2:03.703	2:04.196 (19)
20	82 V.PERRONE CANTON	24.232	14 I.UCEDA LOPEZ	37.274	17 P.ALOMAR BOVER	26.402	20	38 E.GUTIERREZ COBO	2:03.785	2:04.263 (20)
21	17 P.ALOMAR BOVER	24.233	38 E.GUTIERREZ COBO	37.327	14 I.UCEDA LOPEZ	26.455	21	17 P.ALOMAR BOVER	2:03.785	2:04.265 (21)
22	14 I.UCEDA LOPEZ	24.404	17 P.ALOMAR BOVER	37.433	82 V.PERRONE CANTON	26.479	22	10 A.DUARTE DE ALMEIDA	2:03.865	2:04.421 (22)
23	10 A.DUARTE DE ALMEIDA	24.453	10 A.DUARTE DE ALMEIDA	37.468	38 E.GUTIERREZ COBO	26.563	23	14 I.UCEDA LOPEZ	2:03.913	2:04.566 (23)
24	22 B.AUSTIN	24.704	22 B.AUSTIN	37.712	22 B.AUSTIN	26.690	24	22 B.AUSTIN	2:05.214	2:05.439 (24)
25	8 M.FOURTHIOTIS SPYRIDON	25.046	8 M.FOURTHIOTIS SPYRIDON	38.370	8 M.FOURTHIOTIS SPYRIDON	27.121	25	8 M.FOURTHIOTIS SPYRIDON	2:07.134	2:07.850 (25)



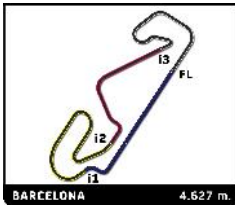
## Moto4

### CAMPEONATO DE ESPAÑA DE SUPERBIKE

#### After Carrera 1

#### Event maximum speed

No Rider	Team	Bike	Class	Top Speed	Lap	Session
25 Gonzalo PEREZ ALVAREZ	SCHOOL TEAM MONLAU REPSOL	BEON		<b>187.5</b>	6	Entrenamiento Cronome
19 Pol SOLA FLORENSA	SCHOOL TEAM MONLAU REPSOL	BEON		<b>187.2</b>	7	Carrera 1
43 Amanuel David BRINTON	IGAXTEAM	BEON		<b>186.9</b>	2	Carrera 1
51 Brian URIARTE DIEGO	SCHOOL TEAM MONLAU REPSOL	BEON		<b>186.5</b>	6	Entrenamiento Cronome
47 Antonio TORRES DOMINGUEZ	JEREZ ANDALUCIA MOTOR TALENT			<b>186.2</b>	3	Carrera 1
21 Ruche MOODLEY	SMC RACING TIME ROTTEK	ROTEK		<b>185.9</b>	11	Entrenamiento Cronome
45 Alex LONGARELA MONTES	IGAXTEAM	BEON		<b>184.3</b>	4	Entrenamiento Cronome
69 Fernando BUJOSA GARCIA	MALLORCA NEW LIMITS	MIR RACING		<b>183.7</b>	4	Carrera 1
26 Jose Manuel OSUNA SAEZ	JEREZ ANDALUCIA MOTOR TALENT			<b>183.1</b>	2	Carrera 1
16 Uriel HIDALGO MIMBRERO	XCTECH	BEON		<b>182.4</b>	5	Carrera 1
82 Valentin PERRONE CANTON	HAWKERS MIR ARO JUNIOR TEAM	MIR RACING		<b>182.4</b>	3	Entrenamiento Cronome
14 Ivan UCEDA LOPEZ	HAWKERS MIR ARO JUNIOR TEAM	MIR RACING		<b>181.8</b>	2	Carrera 1
34 Eitan Gabriel GRAS CORDON	AUSTIN RACING & VHC LIQUI MOLY	CORSE		<b>181.8</b>	10	Entrenamiento Cronome
4 David GARCIA ALMANSA	MRE TALENT	CORSE		<b>181.8</b>	3	Carrera 1
17 Pedro ALOMAR BOVER	MRE TALENT	CORSE		<b>181.5</b>	2	Carrera 1
41 Yvonne CERPA CUELLAR	SPEED RACING	CORSE		<b>181.5</b>	2	Entrenamiento Cronome
10 Afonso DUARTE DE ALMEIDA	MIGUEL OLIVEIRA-FUN CLUB	BEON		<b>181.2</b>	2	Entrenamiento Cronome
28 Maximo MARTINEZ QUILES	GASSS RACING TEAM	BEON		<b>181.2</b>	3	Entrenamiento Cronome
38 Eduardo GUTIERREZ COBO	APEX CARDOSO RACING			<b>180.9</b>	2	Carrera 1
20 Pau ALSINA SANCHEZ	MOTO SPORT TEAM			<b>180.6</b>	11	Entrenamiento Cronome
24 Owen VAN TRIGT	FUERTES TEAM	BEON		<b>180.0</b>	2	Carrera 1
31 Max SANCHEZ QUESADA	TEAM BOX 64 TECHNOLOGY			<b>178.5</b>	3	Carrera 1
11 Jesus TORRES CABRERA	HMA LLINSUAL BLUMAQ	BEON		<b>177.3</b>	3	Carrera 1
27 Rico SALMELA	LLINSUAL HMA RACING	BEON		<b>177.3</b>	2	Entrenamiento Cronome
12 Adriano DONOSO RODRIGO	HMA LLINSUAL BLUMAQ	BEON		<b>176.8</b>	13	Entrenamiento Cronome
22 Ben Richard AUSTIN	AUSTIN RACING&VHC LIQUI MOLY	CORSE		<b>174.8</b>	3	Entrenamiento Cronome
8 Marius FOURTHOTIS SPYRIDON	ROTEK POWER BIKE ITALY	ROTEK		<b>172.8</b>	10	Entrenamiento Cronome
37 Francisco PENALVA MARCO	TEAM RACING FRANPE	MIR RACING		<b>167.7</b>	3	Entrenamiento Cronome



## Moto4

### CAMPEONATO DE ESPAÑA DE SUPERBIKE

#### Carrera 1

#### Leader Sequence by Class

No	Rider	Team	Bike	Start Lap	End Lap	Laps	Total Laps
28	Maximo MARTINEZ QUILES	GASSS RACING TEAM	BEON	1	3	3	3
51	Brian URIARTE DIEGO	SCHOOL TEAM MONLAU REPSOL	BEON	4	4	1	1
28	Maximo MARTINEZ QUILES	GASSS RACING TEAM	BEON	5	9	5	8
51	Brian URIARTE DIEGO	SCHOOL TEAM MONLAU REPSOL	BEON	10	10	1	2



## Moto4

### CAMPEONATO DE ESPAÑA DE SUPERBIKE

#### Carrera 1

#### Fastest Lap Sequence

Elapsed	No Rider	Team	Bike	Class	Time	Kph	Lap
4:04.538	28 <i>Maximo MARTINEZ QUILES</i>	GASSS RACING TEAM	BEON		<b>2:00.814</b>	137.9	2
4:04.605	51 <i>Brian URIARTE DIEGO</i>	SCHOOL TEAM MONLAU REPSOL	BEON		<b>2:00.449</b>	138.3	2
4:05.150	47 <i>Antonio TORRES DOMINGUEZ</i>	JEREZ ANDALUCIA MOTOR TALENT			<b>1:59.957</b>	138.9	2



## Moto4 CAMPEONATO DE ESPAÑA DE SUPERBIKE

### Carrera 1

### Analysis by lap

Lapped

No	Lap Time	Gap	No	Lap Time	Gap	No	Lap Time	Gap	No	Lap Time	Gap	No	Lap Time	Gap
<b>Lap 1</b>			<b>Lap 3</b>			<b>Lap 6</b>			<b>Lap 8</b>			<b>Lap 10</b>		
28	2:03.724	0.000	28	2:00.687		28	2:00.685		28	2:00.568		51	2:00.470	
19	2:04.133	0.409	51	2:00.808	0.188	51	2:00.953	0.277	51	2:00.469	0.021	28	2:00.688	0.004
51	2:04.156	0.432	4	2:00.818	0.385	47	2:00.441	0.462	11	2:00.932	0.877	19	2:00.129	0.039
4	2:04.336	0.612	19	2:00.857	0.536	4	2:00.843	0.627	4	2:01.020	0.934	11	2:01.802	1.539
11	2:04.704	0.980	47	2:00.807	0.732	11	2:00.837	0.638	19	2:01.264	0.958	47	2:05.378	16.961
25	2:05.092	1.368	11	2:00.753	0.953	19	2:01.200	0.822	47	2:03.536	8.879	34	2:02.900	23.108
47	2:05.193	1.469	25	2:03.420	4.989	26	2:03.783	12.178	25	2:03.421	18.064	26	2:02.820	23.122
26	2:05.587	1.863	34	2:02.855	4.996	31	2:03.454	12.234	34	2:03.713	18.102	20	2:02.398	23.146
34	2:06.007	2.283	26	2:02.845	4.996	34	2:03.606	12.251	31	2:03.570	18.166	45	2:02.957	23.157
20	2:06.748	3.024	45	2:02.471	6.769	45	2:03.988	12.308	27	2:02.530	28.650	31	2:03.231	23.461
69	2:07.147	3.423	31	2:02.525	6.959	20	2:03.547	12.337	14	2:05.593	36.820	25	2:03.891	23.546
45	2:07.230	3.506	20	2:02.618	7.016	25	2:03.910	12.438	82	2:05.445	37.020	27	2:02.040	30.887
31	2:07.231	3.507	21	2:02.666	7.550	24	2:03.910	12.438	38	2:05.827	37.104	24	2:02.431	31.206
21	2:07.404	3.680	43	2:02.483	8.277	27	2:03.728	19.699	17	2:05.773	37.267	14	2:04.844	45.865
43	2:08.321	4.597	16	2:02.410	8.418	14	2:04.649	26.786	10	2:05.392	37.312	38	2:04.798	46.009
82	2:08.594	4.870	69	2:02.917	8.602	17	2:04.265	26.924	22	2:08.152	49.012	82	2:05.120	46.110
16	2:08.680	4.956	24	2:03.105	10.873	38	2:04.473	26.988	8	2:08.437	1:02.406	17	2:05.669	46.509
14	2:09.912	6.188	82	2:05.696	13.261	10	2:04.421	23.632				10	2:05.239	46.531
24	2:10.022	6.298	38	2:04.310	13.837	22	2:06.157	27.498				22	2:08.524	1:04.142
17	2:10.220	6.496	14	2:04.612	13.865	8	2:08.787	38.893				8	2:07.850	1:16.619
38	2:10.489	6.765	17	2:04.865	14.274									
22	2:11.411	7.687	10	2:04.992	16.476									
10	2:11.553	7.829	22	2:05.439	17.753									
8	2:13.099	9.375	27	2:01.982	20.568									
27	2:21.165	17.441	8	2:07.980	23.974									
12	3:21.762	1:18.038												
<b>Lap 2</b>			<b>Lap 4</b>			<b>Lap 7</b>			<b>Lap 9</b>					
28	2:00.814		51	2:01.000		28	2:00.778		28	2:00.848				
51	2:00.449	0.067	28	2:01.196	0.008	51	2:00.621	0.120	51	2:01.041	0.214			
4	2:00.456	0.254	4	2:00.937	0.134	19	2:00.218	0.262	11	2:00.392	0.421			
19	2:00.771	0.366	11	2:00.375	0.140	4	2:00.633	0.482	4	2:00.403	0.489			
47	1:59.957	0.612	19	2:01.120	0.468	11	2:00.653	0.513	19	2:00.484	0.594			
11	2:00.721	0.887	47	2:01.221	0.765	19	2:00.218	0.262	47	2:04.236	12.267			
25	2:01.702	2.256	25	2:02.814	6.615	4	2:00.633	0.482	25	2:03.123	20.339			
34	2:01.359	2.828	26	2:02.826	6.634	11	2:00.653	0.513	45	2:03.470	20.884			
26	2:01.789	2.838	34	2:03.107	6.915	47	2:06.227	5.911	34	2:03.638	20.892			
45	2:02.293	4.985	45	2:02.014	7.595				31	2:03.596	20.914			
20	2:02.875	5.085	31	2:02.631	8.402				26	2:03.647	20.986			
31	2:02.428	5.121	20	2:02.619	8.447				20	2:03.730	21.432			
21	2:02.705	5.571	43	2:02.576	9.665				24	2:03.661	29.459			
69	2:03.763	6.372	21	2:03.389	9.751				27	2:01.729	29.531			
43	2:02.698	6.481	16	2:02.684	9.914				17	2:05.105	41.524			
16	2:02.553	6.695	69	2:02.570	9.984									
82	2:04.196	8.252	24	2:04.429	14.114									
24	2:02.971	8.455	14	2:05.602	18.279									
14	2:04.566	9.940	38	2:05.827	18.476									
17	2:04.414	10.096	82	2:06.498	18.571									
38	2:04.263	10.214	17	2:05.621	18.707									
22	2:05.156	12.171	10	2:05.216	20.504									
22	2:06.128	13.001	27	2:01.989	21.369									
8	2:08.120	16.681	22	2:06.069	22.634									
27	2:02.646	19.273	8	2:08.613	31.399									



## Moto4 CAMPEONATO DE ESPAÑA DE SUPERBIKE Carrera 1

### Sector Analysis

— Invalidated Lap    ■ Personal Best    ■ Session Best    B Crossing the pit lane

Lap	Time	Sector 1	Sector 2	Sector 3	Kph	Elapsed	Lap	Time	Sector 1	Sector 2	Sector 3	Kph	Elapsed	
<b>4</b>	<b>David GARCIA ALMANSA</b> ESP							<b>14</b>	<b>Ivan UCEDA LOPEZ</b> ESP					
	MRE TALENT CORSE								HAWKERS MIR ARO JUNIOR TEAM MIR RACING					
1	2:04.336	27.268	36.818	25.620	129.8	2:04.336	1	2:09.912	29.204	37.890	26.683	124.3	2:09.912	
2	2:00.456	23.802	<b>36.311</b>	25.636	138.3	4:04.792	2	<b>2:04.566</b>	24.434	37.418	26.531	133.7	4:14.478	
3	2:00.818	23.827	36.405	26.021	137.9	6:05.610	3	2:04.612	24.950	<b>37.274</b>	26.491	133.7	6:19.090	
4	2:00.937	23.971	36.545	25.665	137.7	8:06.547	4	2:05.602	24.684	37.949	26.788	132.6	8:24.692	
5	2:01.628	24.445	36.789	25.681	137.0	10:08.175	5	2:05.836	24.979	37.872	26.931	132.4	10:30.528	
6	2:00.843	<b>23.625</b>	37.135	<b>25.409</b>	137.8	12:09.018	6	2:04.649	<b>24.404</b>	37.585	26.628	133.6	12:35.177	
7	2:00.633	23.831	36.617	25.463	138.1	14:09.651	7	2:05.787	25.152	37.718	26.820	132.4	14:40.964	
8	2:01.020	23.688	36.558	25.596	137.6	16:10.671	8	2:05.593	24.971	37.756	26.797	132.6	16:46.557	
9	<b>2:00.403</b>	23.791	36.445	25.639	138.3	18:11.074	9	2:05.733	25.202	37.634	27.117	132.5	18:52.290	
<b>8</b>	<b>Marios FOURTHIOTIS SPYRIDON</b> GRE							<b>16</b>	<b>Uriel HIDALGO MIMBRERO</b> ESP					
	ROTEK POWER BIKE ITALY ROTEK								XCTECH BEON					
1	2:13.099	30.908	<b>38.370</b>	<b>27.121</b>	121.3	2:13.099	1	2:08.680	29.297	37.471	26.167	125.5	2:08.680	
2	2:08.120	<b>25.046</b>	38.503	27.365	130.0	4:21.219	2	2:02.553	<b>23.905</b>	36.840	26.058	135.9	4:11.233	
3	2:07.980	25.213	38.618	27.236	130.2	6:29.199	3	<b>2:02.410</b>	24.022	<b>36.748</b>	<b>25.960</b>	136.1	6:13.643	
4	2:08.613	25.322	38.689	27.438	129.5	8:37.812	4	2:02.684	24.077	36.758	26.155	135.8	8:16.327	
5	2:08.787	25.649	38.835	27.347	129.3	10:46.599	5	2:03.220	24.145	36.964	26.119	135.2	10:19.547	
6	2:08.783	25.536	38.765	27.355	129.3	12:55.382	6	5:23.366	24.319	37.347	26.368	51.5	15:42.913	
7	2:08.324	25.405	38.773	27.275	129.8	15:03.706								
8	2:08.437	25.584	38.510	27.159	129.7	17:12.143								
9	2:07.895	25.566	38.502	27.230	130.2	19:20.038								
10	<b>2:07.850</b>	25.475	38.584	27.185	130.3	21:27.888								
<b>10</b>	<b>Afonso DUARTE DE ALMEIDA</b> POR							<b>17</b>	<b>Pedro ALOMAR BOVER</b> ESP					
	MIGUEL OLIVEIRA-FUN CLUB BEON								MRE TALENT CORSE					
1	2:11.553	29.462	38.141	26.642	122.7	2:11.553	1	2:10.220	29.665	37.693	26.748	124.0	2:10.220	
2	2:05.156	24.564	38.142	26.525	133.1	4:16.709	2	2:04.414	24.273	37.464	26.472	133.9	4:14.634	
3	2:04.992	24.913	37.484	26.666	133.3	6:21.701	3	2:04.865	24.626	37.690	<b>26.402</b>	133.4	6:19.499	
4	2:05.216	24.883	37.635	26.533	133.0	8:26.917	4	2:05.621	24.691	37.965	26.816	132.6	8:25.120	
5	<b>2:04.421</b>	24.731	37.503	26.382	133.9	10:31.338	5	2:05.930	24.994	37.599	27.141	132.3	10:31.050	
6	2:04.573	<b>24.453</b>	37.750	<b>26.380</b>	133.7	12:35.911	6	<b>2:04.265</b>	<b>24.233</b>	<b>37.433</b>	26.520	134.0	12:35.315	
7	2:05.746	24.856	37.986	26.601	132.5	14:41.657	7	2:05.916	25.283	37.852	26.701	132.3	14:41.231	
8	2:05.392	24.947	37.725	26.657	132.8	16:47.049	8	2:05.773	25.046	37.652	26.894	132.4	16:47.004	
9	2:05.512	25.311	<b>37.468</b>	27.030	132.7	18:52.561	9	2:05.105	25.038	37.537	26.761	133.1	18:52.109	
10	2:05.239	24.664	38.565	26.446	133.0	20:57.800	10	2:05.669	25.606	37.865	26.481	132.5	20:57.778	
<b>11</b>	<b>Jesus TORRES CABRERA</b> ESP							<b>19</b>	<b>Poi SOLA FLORENSA</b> ESP					
	HMA LLINSUAL BLUMAQ BEON								SCHOOL TEAM MONLAU REPSOL BEON					
1	2:04.704	27.522	36.958	25.653	129.5	2:04.704	1	2:04.133	26.793	36.782	25.745	130.0	2:04.133	
2	2:00.721	23.791	36.769	25.638	138.0	4:05.425	2	2:00.771	23.854	36.637	25.604	137.9	4:04.904	
3	2:00.753	<b>23.679</b>	36.486	25.689	137.9	6:06.178	3	2:00.857	23.578	36.951	25.701	137.8	6:05.761	
4	<b>2:00.375</b>	23.701	36.512	25.438	138.4	8:06.553	4	2:01.120	23.676	<b>36.513</b>	25.877	137.5	8:06.881	
5	2:01.639	24.531	36.760	25.681	136.9	10:08.192	5	2:01.132	23.620	36.804	25.971	137.5	10:08.013	
6	2:00.837	24.178	36.746	<b>25.390</b>	137.8	12:09.029	6	2:01.200	23.885	37.350	25.313	137.4	12:09.213	
7	2:00.653	23.933	36.654	25.595	138.1	14:09.682	7	2:00.218	<b>23.406</b>	36.647	25.537	138.6	14:09.431	
8	2:00.932	23.929	36.573	25.569	137.7	16:10.614	8	2:01.264	24.059	36.592	25.413	137.4	16:10.695	
9	2:00.392	23.932	<b>36.282</b>	25.616	138.4	18:11.006	9	2:00.484	23.615	36.726	25.555	138.3	18:11.179	
10	2:01.802	23.866	36.665	26.424	136.8	20:12.808	10	<b>2:00.129</b>	23.481	36.677	<b>25.183</b>	138.7	20:11.308	
<b>12</b>	<b>Adriano DONOSO RODRIGO</b> ESP							<b>20</b>	<b>Pau ALSINA SANCHEZ</b> ESP					
	HMA LLINSUAL BLUMAQ BEON								MOTO SPORT TEAM					
1	3:21.762	B 1:16.250	<b>39.843</b>	<b>29.059</b>	80.0	3:21.762	1	2:06.748	28.338	37.112	25.979	127.4	2:06.748	
2							2	2:02.875	24.202	37.213	26.214	135.6	4:09.623	
3							3	2:02.618	<b>24.095</b>	37.093	26.456	135.8	6:12.241	
4							4	2:02.619	24.299	36.990	26.103	135.8	8:14.860	
5							5	<b>2:02.321</b>	24.238	<b>36.674</b>	26.014	136.2	10:17.181	
6							6	2:03.547	24.419	37.317	25.891	134.8	12:20.728	





## Moto4 CAMPEONATO DE ESPAÑA DE SUPERBIKE Carrera 1

### Sector Analysis

_ Invalidated Lap							■ Personal Best							■ Session Best							B Crossing the pit lane																																																																																																								
Lap	Time	Sector 1	Sector 2	Sector 3	Kph	Elapsed	Lap	Time	Sector 1	Sector 2	Sector 3	Kph	Elapsed	Lap	Time	Sector 1	Sector 2	Sector 3	Kph	Elapsed	Lap	Time	Sector 1	Sector 2	Sector 3	Kph	Elapsed																																																																																																		
<b>21 Ruche MOODLEY</b> RSA																																																																																																																													
SMC RACING TIME ROTEK ROTEK																																																																																																																													
7	2:03.369	24.887	37.277	25.964	135.0	14:24.097	4	2:02.826	24.323	37.129	26.365	135.6	8:13.047	5	2:03.739	24.437	37.673	26.479	134.6	10:16.786	6	2:03.783	24.596	37.096	26.269	134.6	12:20.569	7	2:03.520	24.561	37.363	26.233	134.9	14:24.089	8	2:03.835	24.745	37.159	26.566	134.5	16:27.924	9	2:03.647	24.673	36.963	26.332	134.7	18:31.571	10	2:02.398	24.241	37.019	25.915	136.1	20:34.415	10	2:02.820	24.592	36.895	26.067	135.6	20:34.391																																																															
<b>22 Ben Richard AUSTIN</b> GBR																																																																																																																													
AUSTIN RACING&VHC LIQUI MOLY CORSE																																																																																																																													
1	2:07.404	28.538	37.144	26.411	126.7	2:07.404	1	2:21.165	42.782	37.092	26.131	114.4	2:21.165	2	2:02.705	24.231	37.043	26.183	135.7	4:10.109	3	2:01.982	24.024	36.747	26.103	136.6	6:25.793	4	2:02.666	23.958	37.230	26.095	135.8	6:12.775	5	2:02.568	23.955	36.821	26.104	135.9	10:30.350	6	2:03.389	24.020	37.127	26.519	135.0	8:16.164	7	2:02.840	24.282	37.235	26.133	135.6	12:33.190	8	2:03.262	24.225	36.859	26.195	135.1	10:19.426	9	2:02.667	24.189	37.094	26.253	135.8	14:35.857	10	2:02.530	24.281	36.886	26.189	135.9	16:38.387	10	2:01.729	24.226	36.787	25.982	136.8	18:40.116	10	2:02.040	24.103	36.680	26.230	136.5	20:42.156																																			
<b>24 Owen VAN TRIGT</b> NED																																																																																																																													
FUERTES TEAM BEON																																																																																																																													
1	2:10.022	29.812	37.864	26.293	124.2	2:10.022	1	2:03.724	26.605	36.770	25.831	130.5	2:03.724	2	2:03.105	24.102	37.229	26.325	135.3	4:12.993	3	2:00.814	23.822	36.612	25.747	137.9	4:04.538	4	2:04.429	24.894	37.242	26.564	133.9	8:20.527	5	2:02.687	23.790	36.494	25.733	138.0	6:05.225	6	2:03.835	24.641	37.383	26.413	134.5	10:24.362	7	2:01.196	24.042	36.462	25.947	137.4	8:06.421	8	2:03.728	24.481	37.340	26.329	134.6	12:28.090	9	2:04.257	24.684	37.436	26.454	134.1	14:32.347	10	2:04.036	24.562	37.339	26.586	134.3	16:36.383	10	2:00.685	24.341	36.314	25.636	138.0	12:08.391	10	2:00.778	24.007	36.640	25.555	137.9	14:09.169	10	2:03.661	24.707	37.215	26.369	134.7	18:40.044	10	2:00.568	23.869	36.430	25.616	138.2	16:09.737	10	2:02.431	24.346	36.847	26.042	136.1	20:42.475	10	2:00.848	24.232	36.424	25.631	137.8	18:10.585	10	2:00.688	23.957	36.368	25.618	138.0	20:11.273
<b>25 Gonzalo PEREZ ALVAREZ</b> ESP																																																																																																																													
SCHOOL TEAM MONLAU REPSOL BEON																																																																																																																													
1	2:05.092	27.395	36.766	26.110	129.1	2:05.092	1	2:07.231	28.486	37.339	26.102	126.9	2:07.231	2	2:03.420	24.816	37.240	26.193	135.0	6:10.214	3	2:02.525	24.137	37.097	26.285	135.9	6:12.184	4	2:02.814	24.662	36.869	26.217	135.6	8:13.028	5	2:03.891	24.544	37.647	26.404	134.5	10:16.919	6	2:02.631	24.282	37.171	26.016	135.8	8:14.815	7	2:03.910	24.457	37.353	26.295	134.4	12:20.829	8	2:03.551	24.888	37.224	26.053	134.8	14:24.380	9	2:03.421	24.019	37.491	26.446	135.0	16:27.801	10	2:03.123	24.507	36.868	26.348	135.3	18:30.924	10	2:02.356	24.148	36.584	26.212	136.1	10:17.171	10	2:03.454	24.681	36.947	26.038	134.9	12:20.625	10	2:03.708	24.605	37.590	26.053	134.6	14:24.333	10	2:03.570	24.576	37.260	26.351	134.8	16:27.903	10	2:03.596	24.597	37.241	26.157	134.8	18:31.499	10	2:03.231	25.165	36.681	25.981	135.2	20:34.730							
<b>31 Max SANCHEZ QUESADA</b> ESP																																																																																																																													
TEAM BOX 64 TECHNOLOGY																																																																																																																													
1	2:06.007	28.068	36.961	25.805	128.1	2:06.007	1	2:07.231	28.486	37.339	26.102	126.9	2:07.231	2	2:02.855	24.071	37.310	26.207	135.6	6:10.221	3	2:02.107	24.549	37.123	26.237	135.3	8:13.328	4	2:03.107	24.549	37.123	26.237	135.3	8:13.328	5	2:03.708	24.102	37.654	26.487	134.6	10:17.036	6	2:03.606	24.252	37.285	26.110	134.8	12:20.642	7	2:03.484	24.417	37.470	26.294	134.9	14:24.126	8	2:03.713	24.390	37.310	26.525	134.6	16:27.839																																																															
<b>34 Eitan Gabriel GRAS CORDON</b> URU																																																																																																																													
AUSTIN RACING & VHC LIQUI MOLY CORSE																																																																																																																													
1	2:05.587	28.125	36.719	25.664	128.5	2:05.587	1	2:06.007	28.068	36.961	25.805	128.1	2:06.007	2	2:01.789	23.601	36.823	25.804	136.8	4:07.376	3	2:02.845	24.151	37.261	26.123	135.6	6:10.221																																																																																																		



## Moto4

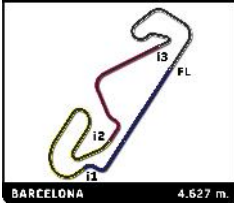
# CAMPEONATO DE ESPAÑA DE SUPERBIKE

### Carrera 1

## Sector Analysis

— Invalidated Lap    ■ Personal Best    ■ Session Best    B Crossing the pit lane

Lap	Time	Sector 1	Sector 2	Sector 3	Kph	Elapsed	Lap	Time	Sector 1	Sector 2	Sector 3	Kph	Elapsed	
9	2:03.638	24.743	36.961	26.311	134.7	18:31.477	6	2:00.953	24.400	36.506	25.500	137.7	12:08.668	
10	2:02.900	24.620	<b>36.682</b>	26.345	135.5	20:34.377	7	2:00.621	23.629	36.716	25.655	138.1	14:09.289	
<b>38</b>	<b>Eduardo GUTIERREZ COBO</b> ESP						8	2:00.469	23.912	36.559	25.547	138.3	16:09.758	
	APEX CARDOSO RACING						9	2:01.041	24.138	36.561	25.621	137.6	18:10.799	
1	2:10.489	29.584	37.722	<b>26.563</b>	123.7	2:10.489	10	2:00.470	23.644	36.627	<b>25.446</b>	138.3	20:11.269	
2	<b>2:04.263</b>	<b>24.181</b>	37.364	26.767	134.0	4:14.752	<b>69</b>	<b>Fernando BUJOSA GARCIA</b> ESP						
3	2:04.310	24.291	37.418	26.652	134.0	6:19.062		MALLORCA NEW LIMITS MIR RACING						
4	2:05.827	24.844	37.865	26.841	132.4	8:24.889	1	2:07.147	28.138	37.115	26.300	127.0	2:07.147	
5	2:06.017	24.674	37.965	27.174	132.2	10:30.906	2	2:03.763	24.115	37.231	26.437	134.6	4:10.910	
6	2:04.473	24.551	<b>37.327</b>	26.673	133.8	12:35.379	3	2:02.917	24.320	37.125	26.371	135.5	6:13.827	
7	2:05.635	24.823	37.924	26.797	132.6	14:41.014	4	<b>2:02.570</b>	<b>23.959</b>	<b>36.947</b>	26.373	135.9	8:16.397	
8	2:05.827	25.070	37.640	26.882	132.4	16:46.841	5	2:03.266	24.157	37.013	<b>26.256</b>	135.1	10:19.663	
9	2:05.639	25.308	37.515	27.102	132.6	18:52.480	<b>82</b>	<b>Valentin PERRONE CANTON</b> ARG						
10	2:04.798	24.514	37.584	26.859	133.5	20:57.278		HAWKERS MIR ARO JUNIOR TEAM MIR RACING						
<b>43</b>	<b>Amanuel David BRINTON</b> ESP						1	2:08.594	28.945	37.244	<b>26.479</b>	125.5	2:08.594	
	IGAXTEAM BEON						2	<b>2:04.196</b>	<b>24.232</b>	<b>37.181</b>	26.620	134.1	4:12.790	
1	2:08.321	29.002	37.504	26.085	125.8	2:08.321	3	2:05.696	24.724	37.818	27.050	132.5	6:18.486	
2	2:02.698	<b>23.867</b>	36.968	26.127	135.8	4:11.019	4	2:06.498	25.513	37.918	26.896	131.7	8:24.984	
3	<b>2:02.483</b>	23.969	36.824	<b>25.998</b>	136.0	6:13.502	5	2:06.120	25.289	37.526	27.221	132.1	10:31.104	
4	2:02.576	23.933	<b>36.649</b>	26.104	135.9	8:16.078	6	2:04.436	24.461	37.332	26.672	133.9	12:35.540	
5	2:05.102	24.112	36.916	26.247	133.1	10:21.180	7	2:05.772	24.918	37.766	26.859	132.4	14:41.312	
<b>45</b>	<b>Alex LONGARELA MONTES</b> ESP						8	2:05.445	25.046	37.599	26.721	132.8	16:46.757	
	IGAXTEAM BEON						9	2:05.502	24.843	37.783	27.057	132.7	18:52.259	
1	2:07.230	28.740	36.854	26.093	126.9	2:07.230	10	2:05.120	25.048	37.701	26.560	133.1	20:57.379	
2	2:02.293	<b>23.799</b>	37.072	26.114	136.2	4:09.523								
3	2:02.471	24.673	36.776	26.089	136.0	6:11.994								
4	<b>2:02.014</b>	24.360	36.913	<b>25.838</b>	136.5	8:14.008								
5	2:02.703	24.131	37.109	26.269	135.8	10:16.711								
6	2:03.988	24.955	36.904	26.155	134.3	12:20.699								
7	2:03.778	24.650	37.247	26.159	134.6	14:24.477								
8	2:03.522	24.329	37.086	26.757	134.9	16:27.999								
9	2:03.470	24.895	37.132	25.897	134.9	18:31.469								
10	2:02.957	25.038	<b>36.572</b>	26.024	135.5	20:34.426								
<b>47</b>	<b>Antonio TORRES DOMINGUEZ</b> ESP													
	JEREZ ANDALUCIA MOTOR TALENT													
1	2:05.193	27.789	36.504	25.963	128.9	2:05.193								
2	<b>1:59.957</b>	<b>23.530</b>	<b>36.321</b>	25.574	138.9	4:05.150								
3	2:00.807	23.813	36.575	25.674	137.9	6:05.957								
4	2:01.221	23.731	36.619	25.710	137.4	8:07.178								
5	2:01.234	23.710	36.705	26.104	137.4	10:08.412								
6	2:00.441	23.859	36.513	<b>25.436</b>	138.3	12:08.853								
7	2:06.227	24.344	38.986	27.353	132.0	14:15.080								
8	2:03.536	24.496	37.211	26.386	134.8	16:18.616								
9	2:04.236	24.520	37.122	26.340	134.1	18:22.852								
10	2:05.378	25.351	37.725	26.509	132.9	20:28.230								
<b>51</b>	<b>Brian URIARTE DIEGO</b> ESP													
	SCHOOL TEAM MONLAU REPSOL BEON													
1	2:04.156	27.112	36.727	25.714	130.0	2:04.156								
2	<b>2:00.449</b>	<b>23.576</b>	36.581	25.604	138.3	4:04.605								
3	2:00.808	24.306	<b>36.343</b>	25.666	137.9	6:05.413								
4	2:01.000	23.767	36.496	26.031	137.7	8:06.413								
5	2:01.302	24.240	36.496	26.030	137.3	10:07.715								



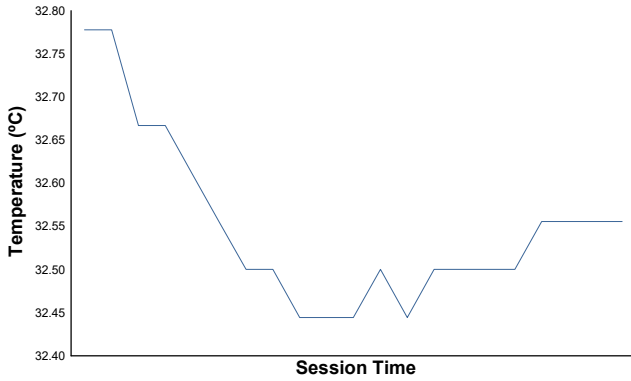
# CAMPEONATO DE ESPAÑA DE SUPERBIKE

Moto4

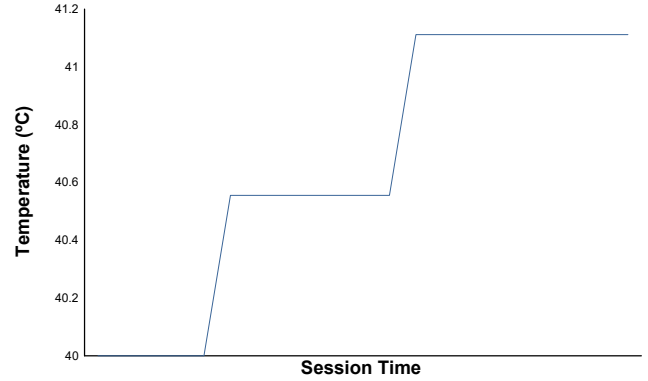
Carrera 1

Weather Report

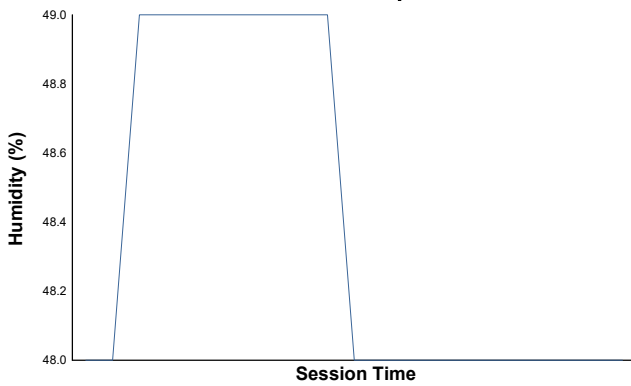
**Air Temperature**



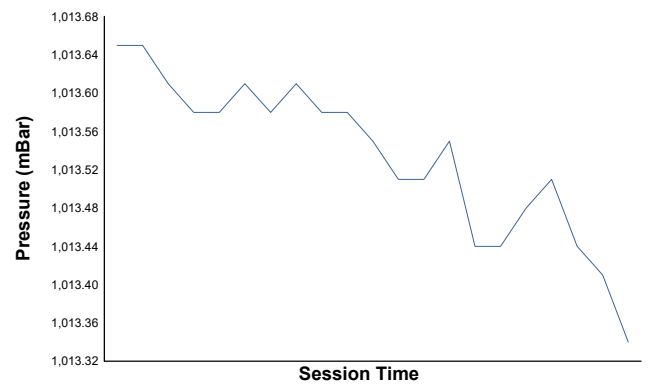
**Track Temperature**



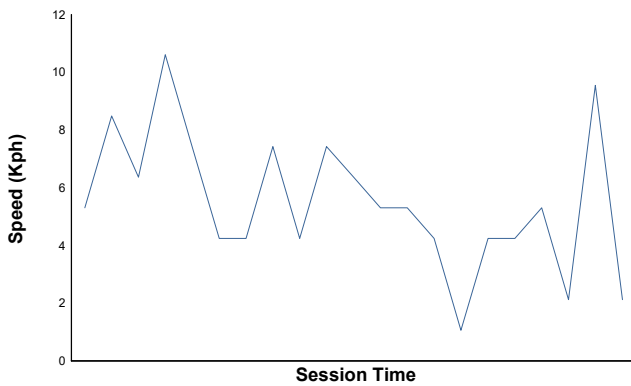
**Humidity**



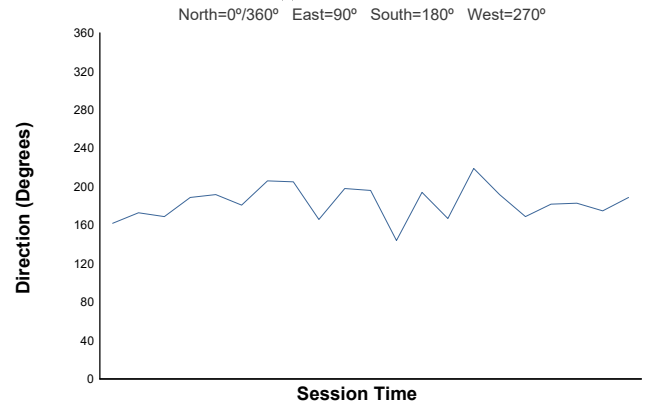
**Pressure**



**Wind Speed**



**Wind Direction**



Track Status: **DRY**