



Moto4

CAMPEONATO DE ESPAÑA DE SUPERBIKE

Entrenamiento Cronometrado

Classification

No	Rider	Nat	Team	Bike	Tires	Cl.	Time	Lap Total	Gap	Kph
1	28 Maximo MARTINEZ QUILES	ESP	GASSS RACING TEAM	BEON	BRIDGESTONE		2:00.029	6 12	-	138.8
2	4 David GARCIA ALMANSA	ESP	MRE TALENT	CORSE	BRIDGESTONE		2:00.181	11 11	+0.152 +0.152	138.6
3	25 Gonzalo PEREZ ALVAREZ	ESP	SCHOOL TEAM MONLAU REPSOL	BEON	BRIDGESTONE		2:00.300	14 14	+0.271 +0.119	138.5
4	27 Rico SALMELA	FIN	LLINSUAL HMA RACING	BEON	BRIDGESTONE		2:00.330	14 14	+0.301 +0.030	138.4
5	11 Jesus TORRES CABRERA	ESP	HMA LLINSUAL BLUMAQ	BEON	BRIDGESTONE		2:00.463	13 13	+0.434 +0.133	138.3
6	19 Pol SOLA FLORENSA	ESP	SCHOOL TEAM MONLAU REPSOL	BEON	BRIDGESTONE		2:00.626	9 14	+0.597 +0.163	138.1
7	12 Adriano DONOSO RODRIGO	ESP	HMA LLINSUAL BLUMAQ	BEON	BRIDGESTONE		2:00.938	13 13	+0.909 +0.312	137.7
8	51 Brian URIARTE DIEGO	ESP	SCHOOL TEAM MONLAU REPSOL	BEON	BRIDGESTONE		2:00.941	6 14	+0.912 +0.003	137.7
9	34 Eitan Gabriel GRAS CORDON	URU	AUSTIN RACING & VHC LIQUI MOLY	CORSE	BRIDGESTONE		2:01.112	9 14	+1.083 +0.171	137.5
10	69 Fernando BUJOSA GARCIA	ESP	MALLORCA NEW LIMITS	MIR RACING	BRIDGESTONE		2:01.601	12 12	+1.572 +0.489	137.0
11	20 Pau ALSINA SANCHEZ	ESP	MOTO SPORT TEAM		BRIDGESTONE		2:01.725	12 12	+1.696 +0.124	136.8
12	47 Antonio TORRES DOMINGUEZ	ESP	JEREZ ANDALUCIA MOTOR TALENT		BRIDGESTONE		2:02.008	10 11	+1.979 +0.283	136.5
13	21 Ruche MOODLEY	RSA	SMC RACING TIME ROTOK	ROTEK	BRIDGESTONE		2:02.238	12 12	+2.209 +0.230	136.3
14	45 Alex LONGARELA MONTES	ESP	IGAXTEAM	BEON	BRIDGESTONE		2:02.305	4 12	+2.276 +0.067	136.2
15	31 Max SANCHEZ QUESADA	ESP	TEAM BOX 64 TECHNOLOGY		BRIDGESTONE		2:02.727	12 12	+2.698 +0.422	135.7
16	16 Uriel HIDALGO MIMBRERO	ESP	XCTECH	BEON	BRIDGESTONE		2:02.883	4 13	+2.854 +0.156	135.6
17	26 Jose Manuel OSUNA SAEZ	ESP	JEREZ ANDALUCIA MOTOR TALENT		BRIDGESTONE		2:03.250	8 11	+3.221 +0.367	135.1
18	43 Amanuel David BRINTON	ESP	IGAXTEAM	BEON	BRIDGESTONE		2:03.367	10 12	+3.338 +0.117	135.0
19	24 Owen VAN TRIGT	NED	FUERTES TEAM	BEON	BRIDGESTONE		2:03.435	9 14	+3.406 +0.068	134.9
20	82 Valentin PERRONE CANTON	ARG	HAWKERS MIR ARO JUNIOR TEAM	MIR RACING	BRIDGESTONE		2:03.436	4 12	+3.407 +0.001	134.9
21	14 Ivan UCEDA LOPEZ	ESP	HAWKERS MIR ARO JUNIOR TEAM	MIR RACING	BRIDGESTONE		2:04.258	4 12	+4.229 +0.822	134.1
22	38 Eduardo GUTIERREZ COBO	ESP	APEX CARDOSO RACING		BRIDGESTONE		2:04.339	11 13	+4.310 +0.081	134.0
23	41 Yvonne CERPA CUELLAR	ESP	SPEED RACING	CORSE	BRIDGESTONE		2:04.796	6 12	+4.767 +0.457	133.5
24	10 Afonso DUARTE DE ALMEIDA	POR	MIGUEL OLIVEIRA-FUN CLUB	BEON	BRIDGESTONE		2:04.922	4 11	+4.893 +0.126	133.3
25	22 Ben Richard AUSTIN	GBR	AUSTIN RACING&VHC LIQUI MOLY	CORSE	BRIDGESTONE		2:06.147	3 10	+6.118 +1.225	132.0
26	17 Pedro ALOMAR BOVER	ESP	MRE TALENT	CORSE	BRIDGESTONE		2:06.181	9 12	+6.152 +0.034	132.0
27	8 Marios FOURTHIOTIS SPYRIDON	GRE	ROTEK POWER BIKE ITALY	ROTEK	BRIDGESTONE		2:06.928	10 12	+6.899 +0.747	131.2
28	37 Francisco PENALVA MARCO	ESP	TEAM RACING FRANPE	MIR RACING	BRIDGESTONE		2:07.354	2 2	+7.325 +0.426	130.8

Fastest Lap: Lap 6 | Maximo MARTINEZ QUILES | 2:00.029 | 138.8 Kph

Published at:

Track Status: **DRY**

Race Director:	Timekeeper:
-----------------------	--------------------



Moto4

CAMPEONATO DE ESPAÑA DE SUPERBIKE

Entrenamiento Cronometrado

Best Sector Times

Sector 1			Sector 2			Sector 3			Ideal Lap	Best Lap
Pos	No Rider	Time	No Rider	Time	No Rider	Time	Pos	No Rider		
1	4 D.GARCIA ALMANSA	23.354	19 P.SOLA FLORENSA	36.156	4 D.GARCIA ALMANSA	25.368	1	19 P.SOLA FLORENSA	1:59.624	2:00.626 (6)
2	19 P.SOLA FLORENSA	23.389	28 M.MARTINEZ QUILES	36.272	25 G.PEREZ ALVAREZ	25.393	2	28 M.MARTINEZ QUILES	1:59.729	2:00.029 (1)
3	51 B.URIARTE DIEGO	23.450	25 G.PEREZ ALVAREZ	36.305	19 P.SOLA FLORENSA	25.410	3	25 G.PEREZ ALVAREZ	1:59.810	2:00.300 (3)
4	25 G.PEREZ ALVAREZ	23.487	69 F.BUJOSA GARCIA	36.351	28 M.MARTINEZ QUILES	25.422	4	4 D.GARCIA ALMANSA	1:59.942	2:00.181 (2)
5	28 M.MARTINEZ QUILES	23.670	27 R.SALMELA	36.375	27 R.SALMELA	25.469	5	11 J.TORRES CABRERA	2:00.014	2:00.463 (5)
6	34 E.GRAS CORDON	23.703	4 D.GARCIA ALMANSA	36.405	51 B.URIARTE DIEGO	25.482	6	27 R.SALMELA	2:00.206	2:00.330 (4)
7	21 R.MOODLEY	23.762	11 J.TORRES CABRERA	36.443	11 J.TORRES CABRERA	25.505	7	51 B.URIARTE DIEGO	2:00.263	2:00.941 (8)
8	11 J.TORRES CABRERA	23.802	51 B.URIARTE DIEGO	36.570	34 E.GRAS CORDON	25.557	8	34 E.GRAS CORDON	2:00.692	2:01.112 (9)
9	27 R.SALMELA	23.819	12 A.DONOSO RODRIGO	36.599	20 P.ALSINA SANCHEZ	25.612	9	12 A.DONOSO RODRIGO	2:00.775	2:00.938 (7)
10	20 P.ALSINA SANCHEZ	23.838	34 E.GRAS CORDON	36.625	69 F.BUJOSA GARCIA	25.625	10	69 F.BUJOSA GARCIA	2:01.165	2:01.601 (10)
11	12 A.DONOSO RODRIGO	23.900	45 A.LONGARELA MONTES	36.663	26 J.OSUNA SAEZ	25.679	11	20 P.ALSINA SANCHEZ	2:01.384	2:01.725 (11)
12	69 F.BUJOSA GARCIA	24.022	26 J.OSUNA SAEZ	36.750	12 A.DONOSO RODRIGO	25.722	12	26 J.OSUNA SAEZ	2:01.576	2:03.250 (17)
13	47 A.TORRES DOMINGUEZ	24.090	47 A.TORRES DOMINGUEZ	36.886	21 R.MOODLEY	25.805	13	21 R.MOODLEY	2:01.864	2:02.238 (13)
14	24 O.VAN TRIGT	24.113	20 P.ALSINA SANCHEZ	36.914	43 A.BRINTON	25.982	14	47 A.TORRES DOMINGUEZ	2:01.898	2:02.008 (12)
15	26 J.OSUNA SAEZ	24.201	21 R.MOODLEY	36.966	31 M.SANCHEZ QUESADA	25.988	15	45 A.LONGARELA MONTES	2:02.081	2:02.305 (14)
16	43 A.BRINTON	24.202	31 M.SANCHEZ QUESADA	37.054	47 A.TORRES DOMINGUEZ	26.058	16	31 M.SANCHEZ QUESADA	2:02.518	2:02.727 (15)
17	82 V.PERRONE CANTON	24.221	82 V.PERRONE CANTON	37.071	45 A.LONGARELA MONTES	26.112	17	24 O.VAN TRIGT	2:02.694	2:03.435 (19)
18	31 M.SANCHEZ QUESADA	24.282	24 O.VAN TRIGT	37.174	24 O.VAN TRIGT	26.260	18	82 V.PERRONE CANTON	2:02.843	2:03.436 (20)
19	45 A.LONGARELA MONTES	24.289	43 A.BRINTON	37.194	82 V.PERRONE CANTON	26.282	19	43 A.BRINTON	2:03.079	2:03.367 (18)
20	38 E.GUTIERREZ COBO	24.320	16 U.HIDALGO MIMBRERO	37.263	14 I.UCEDA LOPEZ	26.284	20	16 U.HIDALGO MIMBRERO	2:03.617	2:02.883 (16)
21	14 I.UCEDA LOPEZ	24.455	10 A.DUARTE DE ALMEIDA	37.307	16 U.HIDALGO MIMBRERO	26.383	21	14 I.UCEDA LOPEZ	2:03.781	2:04.258 (21)
22	10 A.DUARTE DE ALMEIDA	24.504	14 I.UCEDA LOPEZ	37.376	38 E.GUTIERREZ COBO	26.405	22	10 A.DUARTE DE ALMEIDA	2:04.001	2:04.922 (24)
23	16 U.HIDALGO MIMBRERO	24.703	38 E.GUTIERREZ COBO	37.411	10 A.DUARTE DE ALMEIDA	26.489	23	38 E.GUTIERREZ COBO	2:04.087	2:04.339 (22)
24	41 Y.CERPA CUELLAR	24.879	41 Y.CERPA CUELLAR	37.455	17 P.ALOMAR BOVER	26.524	24	41 Y.CERPA CUELLAR	2:04.572	2:04.796 (23)
25	8 M.FOURTHIOTIS SPYRIDON	24.904	17 P.ALOMAR BOVER	37.838	41 Y.CERPA CUELLAR	26.646	25	17 P.ALOMAR BOVER	2:05.231	2:06.181 (26)
26	22 B.AUSTIN	24.952	22 B.AUSTIN	37.959	22 B.AUSTIN	26.886	26	22 B.AUSTIN	2:05.683	2:06.147 (25)
27	17 P.ALOMAR BOVER	25.089	37 F.PENALVA MARCO	38.337	8 M.FOURTHIOTIS SPYRIDON	26.928	27	8 M.FOURTHIOTIS SPYRIDON	2:06.719	2:06.928 (27)
28	37 F.PENALVA MARCO	25.411	8 M.FOURTHIOTIS SPYRIDON	38.427	37 F.PENALVA MARCO	26.994	28	37 F.PENALVA MARCO	2:07.146	2:07.354 (28)



Moto4

CAMPEONATO DE ESPAÑA DE SUPERBIKE

After Entrenamiento Cronometrado

Event maximum speed

No Rider	Team	Bike	Class	Top Speed	Lap	Session
25 Gonzalo PEREZ ALVAREZ	SCHOOL TEAM MONLAU REPSOL	BEON		187.5	6	Entrenamiento Cronome
51 Brian URIARTE DIEGO	SCHOOL TEAM MONLAU REPSOL	BEON		186.5	6	Entrenamiento Cronome
21 Ruche MOODLEY	SMC RACING TIME ROTEK	ROTEK		185.9	11	Entrenamiento Cronome
19 Pol SOLA FLORENZA	SCHOOL TEAM MONLAU REPSOL	BEON		185.2	10	Entrenamiento Cronome
45 Alex LONGARELA MONTES	IGAXTEAM	BEON		184.3	4	Entrenamiento Cronome
43 Amanuel David BRINTON	IGAXTEAM	BEON		182.7	12	Entrenamiento Cronome
69 Fernando BUJOSA GARCIA	MALLORCA NEW LIMITS	MIR RACING		182.4	3	Entrenamiento Cronome
82 Valentin PERRONE CANTON	HAWKERS MIR ARO JUNIOR TEAM	MIR RACING		182.4	3	Entrenamiento Cronome
34 Eitan Gabriel GRAS CORDON	AUSTIN RACING & VHC LIQUI MOLY	CORSE		181.8	10	Entrenamiento Cronome
4 David GARCIA ALMANSA	MRE TALENT	CORSE		181.5	11	Entrenamiento Cronome
41 Yvonne CERPA CUELLAR	SPEED RACING	CORSE		181.5	2	Entrenamiento Cronome
10 Afonso DUARTE DE ALMEIDA	MIGUEL OLIVEIRA-FUN CLUB	BEON		181.2	2	Entrenamiento Cronome
28 Maximo MARTINEZ QUILES	GASSS RACING TEAM	BEON		181.2	3	Entrenamiento Cronome
20 Pau ALSINA SANCHEZ	MOTO SPORT TEAM			180.6	11	Entrenamiento Cronome
38 Eduardo GUTIERREZ COBO	APEX CARDOSO RACING			180.3	11	Entrenamiento Cronome
24 Owen VAN TRIGT	FUERTES TEAM	BEON		179.1	2	Entrenamiento Cronome
26 Jose Manuel OSUNA SAEZ	JEREZ ANDALUCIA MOTOR TALENT			178.8	4	Entrenamiento Cronome
31 Max SANCHEZ QUESADA	TEAM BOX 64 TECHNOLOGY			178.2	4	Entrenamiento Cronome
47 Antonio TORRES DOMINGUEZ	JEREZ ANDALUCIA MOTOR TALENT			178.2	10	Entrenamiento Cronome
14 Ivan UCEDA LOPEZ	HAWKERS MIR ARO JUNIOR TEAM	MIR RACING		177.3	5	Entrenamiento Cronome
27 Rico SALMELA	LLINSUAL HMA RACING	BEON		177.3	2	Entrenamiento Cronome
11 Jesus TORRES CABRERA	HMA LLINSUAL BLUMAQ	BEON		177.0	13	Entrenamiento Cronome
12 Adriano DONOSO RODRIGO	HMA LLINSUAL BLUMAQ	BEON		176.8	13	Entrenamiento Cronome
22 Ben Richard AUSTIN	AUSTIN RACING&VHC LIQUI MOLY	CORSE		174.8	3	Entrenamiento Cronome
8 Marius FOURTHOTIS SPYRIDON	ROTEK POWER BIKE ITALY	ROTEK		172.8	10	Entrenamiento Cronome
16 Uriel HIDALGO MIMBRERO	XCTECH	BEON		172.0	13	Entrenamiento Cronome
17 Pedro ALOMAR BOVER	MRE TALENT	CORSE		171.4	2	Entrenamiento Cronome
37 Francisco PENALVA MARCO	TEAM RACING FRANPE	MIR RACING		167.7	3	Entrenamiento Cronome



Moto4

CAMPEONATO DE ESPAÑA DE SUPERBIKE

Entrenamiento Cronometrado

Fastest Lap Sequence

Elapsed	No Rider	Team	Bike	Class	Time	Kph	Lap
4:36.758	47 Antonio TORRES DOMINGUEZ	JEREZ ANDALUCIA MOTOR TALENT			2:04.545	133.7	2
4:47.394	26 Jose Manuel OSUNA SAEZ	JEREZ ANDALUCIA MOTOR TALENT			2:04.426	133.9	2
4:47.448	4 David GARCIA ALMANSA	MRE TALENT	CORSE		2:04.279	134.0	2
4:58.861	27 Rico SALMELA	LLINSUAL HMA RACING	BEON		2:02.748	135.7	2
5:50.800	28 Maximo MARTINEZ QUILES	GASSS RACING TEAM	BEON		2:01.137	137.5	2
14:06.961	51 Brian URIARTE DIEGO	SCHOOL TEAM MONLAU REPSOL	BEON		2:00.941	137.7	6
14:07.011	25 Gonzalo PEREZ ALYAREZ	SCHOOL TEAM MONLAU REPSOL	BEON		2:00.891	137.8	6
16:58.235	28 Maximo MARTINEZ QUILES	GASSS RACING TEAM	BEON		2:00.647	138.1	5
18:58.264	28 Maximo MARTINEZ QUILES	GASSS RACING TEAM	BEON		2:00.029	138.8	6



Moto4 CAMPEONATO DE ESPAÑA DE SUPERBIKE Entrenamiento Cronometrado

Sector Analysis

— Invalidated Lap ■ Personal Best ■ Session Best B Crossing the pit lane

Lap	Time	Sector 1	Sector 2	Sector 3	Kph	Elapsed	Lap	Time	Sector 1	Sector 2	Sector 3	Kph	Elapsed	
4	David GARCIA ALMANSA						ESP	12	<u>3:33.632</u>	1:56.337	37.522	25.509	78.0	28:29.271
	MRE TALENT						CORSE	13	2:00.463	23.802	36.443	25.505	138.3	30:29.734
1	2:43.169	57.697	40.984	27.878	98.9	2:43.169	12 Adriano DONOSO RODRIGO						ESP	
2	2:04.279	24.714	37.233	26.658	134.0	4:47.448	HMA LLINSUAL BLUMAQ						BEON	
3	2:04.225	24.676	37.617	26.569	134.1	6:51.673	1	3:14.249	1:28.048	39.099	27.149	83.1	3:14.249	
4	2:03.739	24.504	37.074	26.505	134.6	8:55.412	2	2:18.148B	24.544	41.121	27.525	120.6	5:32.397	
5	2:03.458	24.379	37.209	26.461	134.9	10:58.870	3	4:30.829	2:43.151	45.950	26.574	61.5	10:03.226	
6	2:03.059	24.483	36.995	26.415	135.4	13:01.929	4	2:04.862	25.114	37.426	27.374	133.4	12:08.088	
7	2:21.450B	25.021	38.096	26.696	117.8	15:23.379	5	2:02.617	24.296	37.036	26.231	135.8	14:10.705	
8	6:55.864B	4:59.881	41.218	27.842	40.1	22:19.243	6	2:02.660	24.181	37.128	26.206	135.8	16:13.365	
9	4:07.901	2:27.727	38.984	25.705	67.2	26:27.144	7	2:03.280	24.439	37.071	26.322	135.1	18:16.645	
10	2:01.461	24.616	36.460	25.368	137.1	28:28.605	8	2:01.907	24.224	36.919	25.826	136.6	20:18.552	
11	2:00.181	23.354	36.405	25.607	138.6	30:28.786	9	2:01.684	23.900	36.762	25.912	136.9	22:20.236	
8	Marios FOURTHIOTIS SPYRIDON						GRE	10	2:03.605	24.236	37.442	26.034	134.8	24:23.841
	ROTEK POWER BIKE ITALY						ROTEK	11	2:03.257	24.494	37.157	25.798	135.1	26:27.098
1	2:48.106	1:01.506	40.746	28.142	96.0	2:48.106	12	2:02.190	24.726	36.747	25.862	136.3	28:29.288	
2	2:10.395	25.837	39.518	27.633	127.7	4:58.501	13	2:00.938	24.063	36.599	25.722	137.7	30:30.226	
3	2:08.917	25.410	38.961	27.549	129.2	7:07.418	14 Ivan UCEDA LOPEZ						ESP	
4	2:08.804	25.432	38.929	27.388	129.3	9:16.222	HAWKERS MIR ARO JUNIOR TEAM						MIR RACING	
5	2:13.190	25.583	41.636	28.062	125.1	11:29.412	1	3:13.356	1:30.429	38.503	26.727	83.5	3:13.356	
6	2:14.838B	25.478	39.530	27.542	123.5	13:44.250	2	2:05.921	24.691	37.957	26.398	132.3	5:19.277	
7	4:24.573	2:34.027	46.132	27.501	63.0	18:08.823	3	2:05.558	24.985	37.790	26.677	132.7	7:24.835	
8	2:07.596	25.436	38.427	27.196	130.5	20:16.419	4	2:04.258	24.732	37.576	26.284	134.1	9:29.093	
9	2:07.312	25.178	38.746	26.928	130.8	22:23.731	5	2:06.765	24.455	37.653	27.135	131.4	11:35.858	
10	2:06.928	24.904	38.477	27.060	131.2	24:30.659	6	2:07.099	25.115	38.679	27.308	131.1	13:42.957	
11	2:07.066	25.002	38.429	27.065	131.1	26:37.725	7	2:04.487	24.552	37.376	26.668	133.8	15:47.444	
12	2:08.255	25.307	38.708	27.113	129.9	28:45.980	8	2:16.171B	25.009	37.606	26.920	122.3	18:03.615	
10	Afonso DUARTE DE ALMEIDA						POR	9	7:13.797	5:32.693	37.906	26.964	38.4	25:17.412
	MIGUEL OLIVEIRA-FUN CLUB						BEON	10	2:05.589	25.231	37.689	26.643	132.6	27:23.001
1	3:14.441	1:29.840	38.657	27.011	83.0	3:14.441	11	2:05.351	25.027	37.747	26.605	132.9	29:28.352	
2	2:08.010	24.571	38.927	27.629	130.1	5:22.451	12	2:05.671	25.314	37.794	26.632	132.5	31:34.023	
3	2:05.525	24.637	37.829	26.730	132.7	7:27.976	16 Uriel HIDALGO MIMBRERO						ESP	
4	2:04.922	24.813	37.840	26.537	133.3	9:32.898	XCTECH						BEON	
5	2:05.115	25.155	37.559	26.489	133.1	11:38.013	1	3:13.733				83.3	3:13.733	
6	2:07.297	24.504	37.307	27.630	130.9	13:45.310	2	2:05.544				132.7	5:19.277	
7	2:04.985	24.879	37.503	26.584	133.3	15:50.295	3	2:09.388				128.7	7:28.665	
8	2:22.944B	25.036	38.105	27.122	116.5	18:13.239	4	2:02.883				135.6	9:31.548	
9	8:56.248	7:14.924	38.237	26.981	31.1	27:09.487	5	4:18.980B				64.3	13:50.528	
10	2:05.739	25.306	38.045	26.687	132.5	29:15.226	6	2:58.836	1:17.700	38.144	27.128	93.1	16:49.364	
11	2:05.783	25.291	37.842	26.636	132.4	31:21.009	7	2:06.003	25.107	38.180	26.834	132.2	18:55.367	
11	Jesus TORRES CABRERA						ESP	8	2:04.615	24.982	37.899	26.383	133.7	20:59.982
	HMA LLINSUAL BLUMAQ						BEON	9	2:04.542	24.703	37.563	26.615	133.7	23:04.524
1	3:15.591	1:27.890	39.201	26.809	82.5	3:15.591	10	2:04.840	24.935	37.823	26.580	133.4	25:09.364	
2	2:14.875B	24.786	40.186	26.744	123.5	5:30.466	11	2:04.751	24.917	37.766	26.427	133.5	27:14.115	
3	2:48.033	1:08.200	37.794	26.555	99.1	8:18.499	12	2:04.422	25.023	37.590	26.541	133.9	29:18.537	
4	2:03.144	24.446	37.181	26.201	135.3	10:21.643	13	2:03.974	24.734	37.263	26.586	134.4	31:22.511	
5	2:03.179	24.368	37.158	26.244	135.2	12:24.822	17 Pedro ALOMAR BOVER						ESP	
6	2:02.391	24.371	36.986	26.096	136.1	14:27.213	MRE TALENT						CORSE	
7	2:02.155	24.296	36.873	26.077	136.4	16:29.368	1	3:23.206	1:39.188	39.827	27.621	79.4	3:23.206	
8	2:02.481	24.235	36.956	26.156	136.0	18:31.849	2	2:08.057	25.446	38.200	27.094	130.1	5:31.263	
9	2:04.894	24.532	38.651	26.550	133.4	20:36.743	3	2:24.921B	25.207	38.260	28.515	114.9	7:56.184	
10	2:02.289	24.239	36.721	26.235	136.2	22:39.032	4	2:43.532	27.664	41.552	27.450	101.9	10:39.716	
11	2:16.607B	24.633	37.234	26.653	121.9	24:55.639	5	2:07.541	25.319	38.253	27.233	130.6	12:47.257	



Moto4

CAMPEONATO DE ESPAÑA DE SUPERBIKE

Entrenamiento Cronometrado

Sector Analysis

— Invalidated Lap ■ Personal Best ■ Session Best B Crossing the pit lane

Lap	Time	Sector 1	Sector 2	Sector 3	Kph	Elapsed	Lap	Time	Sector 1	Sector 2	Sector 3	Kph	Elapsed
6	2:10.429	25.362	38.194	28.006	127.7	14:57.686	1	3:17.107	1:30.807	38.968	27.796	81.9	3:17.107
7	2:07.308	25.089	38.045	26.964	130.8	17:04.994	2	2:07.960	25.108	39.003	27.314	130.2	5:25.067
8	2:09.820	27.771	39.424	26.845	128.3	19:14.814	3	2:06.147	24.952	37.959	26.928	132.0	7:31.214
9	2:06.181	25.240	37.838	26.984	132.0	21:20.995	4	2:06.746	24.969	38.145	27.278	131.4	9:37.960
10	2:06.865	25.368	37.922	27.180	131.3	23:27.860	5	2:07.438	25.104	38.215	27.527	130.7	11:45.398
11	2:23.075 B	26.585	41.210	27.645	116.4	25:50.935	6	2:19.073 B	25.171	38.607	27.489	119.8	14:04.471
12	4:39.261	2:58.197	38.397	26.524	59.6	30:30.196	7	10:44.028	9:01.437	38.599	27.346	25.9	24:48.499
19 Pol SOLA FLORENZA ESP							24 Owen VAN TRIGT NED						
SCHOOL TEAM MONLAU REPSOL BEON							FUERTES TEAM BEON						
1	3:28.514 B	1:26.054	40.069	27.075	77.4	3:28.514	1	3:13.401	1:23.841	43.113	27.392	83.5	3:13.401
2	2:28.630	48.996	37.712	26.327	112.1	5:57.144	2	2:05.868	24.515	37.740	26.453	132.3	5:19.269
3	2:03.686	24.554	37.109	25.969	134.7	8:00.830	3	2:04.929	24.653	37.839	26.602	133.3	7:24.198
4	2:03.075	24.305	37.405	26.039	135.3	10:03.905	4	2:04.536	24.691	37.608	26.506	133.8	9:28.734
5	2:01.667	23.802	36.838	25.961	136.9	12:05.572	5	2:19.242 B	24.560	37.646	27.332	119.6	11:47.976
6	2:03.490	24.303	37.165	26.347	134.9	14:09.062	6	2:34.720	54.581	37.424	26.567	107.7	14:22.696
7	2:03.575	24.274	36.781	26.083	134.8	16:12.637	7	2:04.425	24.793	37.552	26.478	133.9	16:27.121
8	2:05.055	23.765	38.153	26.945	133.2	18:17.692	8	2:05.016	24.900	38.638	26.260	133.2	18:32.137
9	2:00.626	23.636	36.650	25.622	138.1	20:18.318	9	2:03.435	24.113	37.312	26.445	134.9	20:35.572
10	2:03.780	23.389	36.653	25.410	134.6	22:22.098	10	2:03.549	24.568	37.349	26.485	134.8	22:39.121
11	2:04.384	24.122	37.970	26.412	133.9	24:26.482	11	2:04.436	24.420	37.624	26.491	133.9	24:43.557
12	2:06.302	23.811	36.156	25.566	131.9	26:32.784	12	2:20.009 B	25.269	40.642	26.867	119.0	27:03.566
13	2:01.175	24.039	36.456	25.595	137.5	28:33.959	13	2:33.752	54.282	37.657	26.310	108.3	29:37.318
14	2:01.040	24.150	36.605	25.616	137.6	30:34.999	14	2:03.530	24.319	37.174	26.438	134.8	31:40.848
20 Pau ALSINA SANCHEZ ESP							25 Gonzalo PEREZ ALVAREZ ESP						
MOTO SPORT TEAM							SCHOOL TEAM MONLAU REPSOL BEON						
1	3:17.701	1:27.515	39.489	27.234	81.7	3:17.701	1	3:29.829 B	1:27.355	39.546	26.804	76.9	3:29.829
2	2:06.213	24.608	38.446	27.136	132.0	5:23.914	2	2:30.143	50.477	37.854	26.388	110.9	5:59.972
3	2:04.043	24.480	37.587	26.433	134.3	7:27.957	3	2:02.440	24.386	36.898	26.026	136.0	8:02.412
4	2:03.131	24.538	37.254	26.319	135.3	9:31.088	4	2:02.216	24.355	36.773	26.006	136.3	10:04.628
5	2:04.937	24.399	36.914	26.447	133.3	11:36.025	5	2:01.492	24.041	36.793	25.803	137.1	12:06.120
6	2:04.140	24.665	37.489	26.277	134.2	13:40.165	6	2:00.891	23.487	36.893	25.686	137.8	14:07.011
7	2:04.140	24.800	37.197	26.633	134.2	15:44.305	7	2:05.514	24.175	37.871	26.996	132.7	16:12.525
8	2:17.960 B	24.699	37.292	27.233	120.7	18:02.265	8	2:03.877	24.195	37.460	26.465	134.5	18:16.402
9	6:18.601	4:34.699	40.370	27.367	44.0	24:20.866	9	2:01.538	24.289	36.855	25.670	137.1	20:17.940
10	2:04.652	25.106	37.659	26.708	133.6	26:25.518	10	2:02.177	23.900	36.725	25.537	136.3	22:20.117
11	2:02.791	24.050	37.039	25.612	135.7	28:28.309	11	2:03.407	24.202	37.104	26.215	135.0	24:23.524
12	2:01.725	23.838	36.962	25.900	136.8	30:30.034	12	2:03.516	24.622	37.540	25.630	134.9	26:27.040
21 Ruche MOODLEY RSA							26 Jose Manuel OSUNA SAEZ ESP						
SMC RACING TIME ROTEK ROTEK							JEREZ ANDALUCIA MOTOR TALENT						
1	3:30.424 B	1:27.115	39.562	26.667	76.7	3:30.424	1	2:42.968	58.486	40.111	27.770	99.1	2:42.968
2	2:30.110	50.202	37.708	26.187	111.0	6:00.534	2	2:04.426	24.680	37.631	26.406	133.9	4:47.394
3	2:03.321	24.073	37.220	26.427	135.1	8:03.855	3	2:04.136	24.561	37.513	26.583	134.2	6:51.530
4	2:03.085	24.201	37.169	26.190	135.3	10:06.940	4	2:03.801	24.458	37.349	26.355	134.5	8:55.331
5	2:24.153 B	24.742	38.098	26.754	115.6	12:31.093	5	2:03.559	24.546	37.027	26.428	134.8	10:58.890
6	5:37.812	3:51.002	43.685	27.034	49.3	18:08.905	6	2:17.601 B	24.572	37.687	26.355	121.1	13:16.491
7	2:06.062	25.042	37.255	26.974	132.1	20:14.967	7	8:39.136	6:55.573	41.394	26.600	32.1	21:55.627
8	2:03.887	24.128	37.548	26.538	134.5	22:18.854	8	2:03.250	24.215	37.116	26.593	135.1	23:58.877
9	2:05.117	24.538	38.409	26.179	133.1	24:23.971	9	2:03.564	24.201	37.509	26.512	134.8	26:02.441
10	2:03.783	24.616	37.478	25.805	134.6	26:27.754	10	2:04.359	24.717	38.158	26.215	133.9	28:06.800
11	2:03.104	24.186	37.082	26.082	135.3	28:30.858							
12	2:02.238	23.762	36.966	26.179	136.3	30:33.096							
22 Ben Richard AUSTIN GBR													
AUSTIN RACING&VHC LIQUI MOLY CORSE													



Moto4 CAMPEONATO DE ESPAÑA DE SUPERBIKE Entrenamiento Cronometrado

Sector Analysis

— Invalidated Lap ■ Personal Best ■ Session Best B Crossing the pit lane

Lap	Time	Sector 1	Sector 2	Sector 3	Kph	Elapsed	Lap	Time	Sector 1	Sector 2	Sector 3	Kph	Elapsed
11	2:01.683	24.308	36.750	25.679	136.9	30:08.483	7	2:02.980	24.145	37.231	26.238	135.4	16:13.370
27	Rico SALMELA					FIN	8	2:03.448	24.235	37.118	26.169	134.9	18:16.818
	LLINSUAL HMA RACING					BEON	9	2:01.112	23.703	36.823	25.779	137.5	20:17.930
1	2:56.113	1:12.030	40.243	27.404	91.7	2:56.113	10	2:03.174	24.097	36.773	25.707	135.2	22:21.104
2	2:02.748	24.338	37.085	26.196	135.7	4:58.861	11	2:02.695	24.186	37.146	25.557	135.8	24:23.799
3	2:02.315	23.917	37.063	26.190	136.2	7:01.176	12	2:01.809	24.238	36.956	25.641	136.7	26:25.608
4	2:02.225	24.128	36.871	26.125	136.3	9:03.401	13	2:01.877	24.059	36.625	25.817	136.7	28:27.485
5	2:02.227	24.204	36.920	26.071	136.3	11:05.628	14	2:02.224	24.347	36.675	25.790	136.3	30:29.709
6	2:01.797	24.088	36.804	25.962	136.8	13:07.425	37	Francisco PENALVA MARCO					ESP
7	2:01.980	24.046	36.745	26.200	136.6	15:09.405		TEAM RACING FRANPE					MIR RACING
8	2:01.952	24.181	36.861	25.986	136.6	17:11.357	1	13:41.212	...	43.029	28.997	19.7	13:41.212
9	2:01.867	24.147	36.704	26.036	136.7	19:13.224	2	2:07.354	25.619	38.337	26.994	130.8	15:48.566
10	2:01.957	24.231	36.928	25.943	136.6	21:15.181	38	Eduardo GUTIERREZ COBO					ESP
11	2:19.163B	24.773	38.074	26.641	119.7	23:34.344		APEX CARDOSO RACING					
12	2:52.787	1:13.001	38.981	25.469	96.4	26:27.131	1	2:29.715	45.199	39.928	27.472	107.8	2:29.715
13	2:00.683	24.032	36.522	25.586	138.0	28:27.814	2	2:07.518	25.343	38.207	27.300	130.6	4:37.233
14	2:00.330	23.819	36.375	25.512	138.4	30:28.144	3	2:04.674	24.655	37.534	26.534	133.6	6:41.907
28	Maximo MARTINEZ QUILES					ESP	4	2:04.974	24.495	37.425	26.509	133.3	8:46.881
	GASSS RACING TEAM					BEON	5	2:26.029B	24.968	38.010	27.540	114.1	11:12.910
1	3:49.663	2:10.127	37.489	26.179	70.3	3:49.663	6	4:44.449	2:58.777	40.877	27.811	58.6	15:57.359
2	2:01.137	23.919	36.640	25.914	137.5	5:50.800	7	2:09.438	25.222	39.547	27.445	128.7	18:06.797
3	2:10.226B	23.676	36.408	25.630	127.9	8:01.026	8	2:07.883	25.386	38.467	27.354	130.3	20:14.680
4	6:56.562	5:18.833	36.843	25.773	40.0	14:57.588	9	2:05.385	24.867	37.852	26.532	132.8	22:20.065
5	2:00.647	23.854	36.577	25.604	138.1	16:58.235	10	2:04.913	24.761	37.411	26.532	133.4	24:24.978
6	2:00.029	23.727	36.386	25.551	138.8	18:58.264	11	2:04.339	24.320	37.494	26.405	134.0	26:29.317
7	2:00.113	23.670	36.272	25.563	138.7	20:58.377	12	2:05.428	24.711	37.709	26.927	132.8	28:34.745
8	2:00.288	23.785	36.580	25.492	138.5	22:58.665	13	2:06.046	24.822	37.819	26.934	132.2	30:40.791
9	2:00.348	23.751	36.469	25.583	138.4	24:59.013	41	Yvonne CERPA CUELLAR					ESP
10	2:00.243	23.819	36.427	25.567	138.5	26:59.256		SPEED RACING					CORSE
11	2:05.284B	23.775	36.414	25.779	133.0	29:04.540	1	3:14.164	1:28.632	39.614	27.392	83.1	3:14.164
12	2:31.486	54.630	36.687	25.422	110.0	31:36.026	2	2:07.857	24.991	38.573	27.572	130.3	5:22.021
31	Max SANCHEZ QUESADA					ESP	3	2:24.133B	25.336	38.266	26.974	115.6	7:46.154
	TEAM BOX 64 TECHNOLOGY						4	4:16.417	2:32.536	39.376	27.649	65.0	12:02.571
1	2:44.668	59.758	39.243	28.387	98.0	2:44.668	5	2:07.429	25.802	38.503	26.839	130.7	14:10.000
2	2:04.331	24.715	37.665	26.384	134.0	4:48.999	6	2:04.796	25.103	37.455	26.646	133.5	16:14.796
3	2:03.135	24.430	37.175	26.273	135.3	6:52.134	7	2:06.201	24.879	38.097	27.153	132.0	18:20.997
4	2:03.328	24.346	37.054	26.219	135.1	8:55.462	8	2:18.940B	25.389	38.083	27.321	119.9	20:39.937
5	2:04.894	25.536	37.383	26.333	133.4	11:00.356	9	4:37.788	2:55.922	38.753	26.896	60.0	25:17.725
6	2:03.138	24.463	37.063	26.134	135.3	13:03.494	10	2:05.878	25.130	37.922	26.925	132.3	27:23.603
7	2:16.207B	24.947	39.050	27.837	122.3	15:19.701	11	2:06.093	25.082	38.127	26.931	132.1	29:29.696
8	6:36.162	4:53.504	40.541	26.642	42.0	21:55.863	12	2:07.279	25.503	38.345	27.037	130.9	31:36.975
9	2:03.047	24.282	37.114	26.296	135.4	23:58.910	43	Amanuel David BRINTON					ESP
10	2:03.601	24.416	37.348	26.521	134.8	26:02.511		IGAXTEAM					BEON
11	2:03.457	24.524	37.387	26.308	134.9	28:05.968	1	3:11.877	1:28.113	39.741	26.685	84.1	3:11.877
12	2:02.727	24.481	37.064	25.988	135.7	30:08.695	2	2:07.285	24.675	38.053	27.055	130.9	5:19.162
34	Eitan Gabriel GRAS CORDON					URU	3	2:05.776	24.900	38.137	26.633	132.4	7:24.938
	AUSTIN RACING & VHC LIQUI MOLY					CORSE	4	2:04.030	24.464	37.483	26.382	134.3	9:28.968
1	3:29.016B	1:28.460	38.789	27.184	77.2	3:29.016	5	2:07.014	24.234	37.717	27.548	131.1	11:35.982
2	2:29.644	50.265	37.583	26.248	111.3	5:58.660	6	2:17.725B	24.870	38.715	28.509	120.9	13:53.707
3	2:02.300	24.078	36.988	25.942	136.2	8:00.960	7	6:20.785	4:38.906	38.232	26.990	43.7	20:14.492
4	2:02.199	23.848	37.144	26.039	136.3	10:03.159	8	2:05.070	24.633	37.887	26.556	133.2	22:19.562
5	2:04.396	25.652	37.378	26.212	133.9	12:07.555	9	2:04.098	24.641	37.448	26.193	134.2	24:23.660
6	2:02.835	24.288	37.157	26.173	135.6	14:10.390	10	2:03.367	24.202	37.333	25.982	135.0	26:27.027



Moto4

CAMPEONATO DE ESPAÑA DE SUPERBIKE

Entrenamiento Cronometrado

Sector Analysis

— Invalidated Lap ■ Personal Best ■ Session Best B Crossing the pit lane

Lap	Time	Sector 1	Sector 2	Sector 3	Kph	Elapsed	Lap	Time	Sector 1	Sector 2	Sector 3	Kph	Elapsed
11	2:03.671	24.356	37.442	26.103	134.7	28:30.698	7	2:04.037	24.785	37.156	26.752	134.3	15:44.380
12	2:03.729	24.423	37.194	26.384	134.6	30:34.427	8	2:18.129 B	24.710	37.365	26.848	120.6	18:02.509
45 Alex LONGARELA MONTES ESP							9	6:08.538	4:29.098	37.403	26.667	45.2	24:11.047
IGAXTEAM BEON							10	2:03.739	24.674	37.229	26.506	134.6	26:14.786
1	3:13.223	1:28.222	39.785	26.767	83.5	3:13.223	11	2:13.430	30.801	40.820	25.868	124.8	28:28.216
2	2:12.695	24.675	37.936	26.544	125.5	5:25.918	12	2:01.601	24.350	36.351	25.625	137.0	30:29.817
3	2:02.778	24.389	36.663	26.644	135.7	7:28.696	82 Valentin PERRONE CANTON ARG						
4	2:02.305	24.289	36.854	26.114	136.2	9:31.001	HAWKERS MIR ARO JUNIOR TEAM MIR RACING						
5	2:17.702 B	24.666	36.758	26.296	121.0	11:48.703	1	3:13.048	1:28.546	39.446	27.321	83.6	3:13.048
6	2:27.346	48.223	37.142	26.247	113.0	14:16.049	2	2:12.482	25.052	39.959	27.012	125.7	5:25.530
7	2:02.562	24.391	36.743	26.172	135.9	16:18.611	3	2:04.363	24.266	37.587	26.689	133.9	7:29.893
8	2:16.805 B	24.698	36.972	26.298	121.8	18:35.416	4	2:03.436	24.401	37.136	26.378	134.9	9:33.329
9	5:34.435	3:55.225	37.528	26.360	49.8	24:09.851	5	2:03.705	24.285	37.491	26.660	134.7	11:37.034
10	2:02.952	24.541	37.026	26.195	135.5	26:12.803	6	2:04.261	24.221	38.005	26.282	134.1	13:41.295
11	2:02.610	24.489	36.892	26.146	135.9	28:15.413	7	2:03.744	24.572	37.465	26.339	134.6	15:45.039
12	2:02.527	24.633	36.765	26.112	135.9	30:17.940	8	2:31.654 B	24.445	39.579	31.413	109.8	18:16.693
47 Antonio TORRES DOMINGUEZ ESP							9	7:08.930	5:27.444	38.354	26.989	38.8	25:25.623
JEREZ ANDALUCIA MOTOR TALENT							10	2:05.741	25.331	37.787	26.712	132.5	27:31.364
1	2:32.213	50.775	38.791	26.703	106.1	2:32.213	11	2:05.509	25.167	37.745	26.790	132.7	29:36.873
2	2:04.545	24.727	37.421	26.349	133.7	4:36.758	12	2:04.230	25.130	37.071	26.329	134.1	31:41.103
3	2:04.596	24.927	37.497	26.247	133.7	6:41.354							
4	2:03.661	24.637	37.312	26.338	134.7	8:45.015							
5	2:03.797	24.713	37.278	26.441	134.6	10:48.812							
6	2:17.830 B	24.808	37.512	26.559	120.9	13:06.642							
7	8:48.200	7:07.333	38.732	26.468	31.5	21:54.842							
8	2:03.660	24.751	37.544	26.264	134.7	23:58.502							
9	2:05.019	25.065	37.894	26.569	133.2	26:03.521							
10	2:02.008	24.090	36.886	26.168	136.5	28:05.529							
11	2:02.918	24.670	37.115	26.058	135.5	30:08.447							
51 Brian URIARTE DIEGO ESP													
SCHOOL TEAM MONLAU REPSOL BEON													
1	3:29.432 B	1:26.780	38.930	27.370	77.1	3:29.432							
2	2:28.812	49.718	37.415	26.274	111.9	5:58.244							
3	2:01.958	24.123	36.732	25.665	136.6	8:00.202							
4	2:02.717	24.308	36.896	26.207	135.7	10:02.919							
5	2:03.101	25.164	37.170	25.930	135.3	12:06.020							
6	2:00.941	23.450	36.664	25.977	137.7	14:06.961							
7	2:05.431	24.526	37.287	28.367	132.8	16:12.392							
8	2:04.113	24.136	37.391	26.669	134.2	18:16.505							
9	2:01.211	23.834	36.778	25.838	137.4	20:17.716							
10	2:01.120	23.893	36.571	25.501	137.5	22:18.836							
11	2:05.169	25.651	38.772	25.612	133.1	24:24.005							
12	2:00.964	23.935	36.714	25.482	137.7	26:24.969							
13	2:01.619	24.182	36.728	25.796	137.0	28:26.588							
14	2:01.478	24.275	36.570	25.769	137.1	30:28.066							
69 Fernando BUJOSA GARCIA ESP													
MALLORCA NEW LIMITS MIR RACING													
1	3:18.137	1:26.188	40.113	27.112	81.5	3:18.137							
2	2:06.009	24.699	38.496	26.794	132.2	5:24.146							
3	2:05.282	24.022	38.528	27.241	133.0	7:29.428							
4	2:03.595	24.693	37.190	26.449	134.8	9:33.023							
5	2:03.676	24.717	37.316	26.476	134.7	11:36.699							
6	2:03.644	24.435	37.335	26.088	134.7	13:40.343							

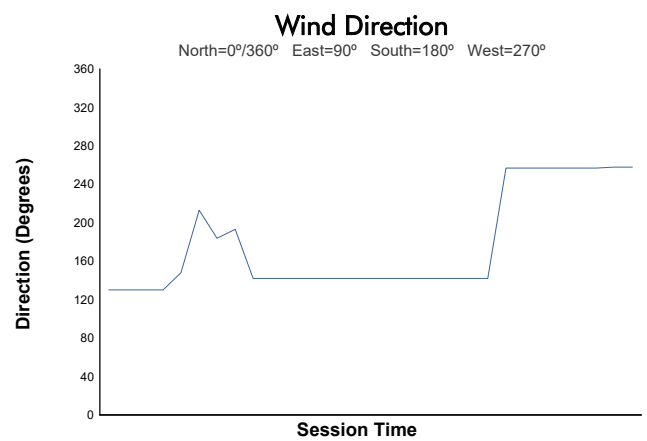
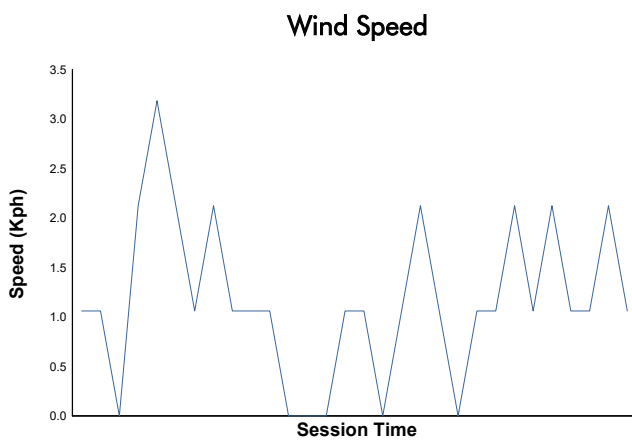
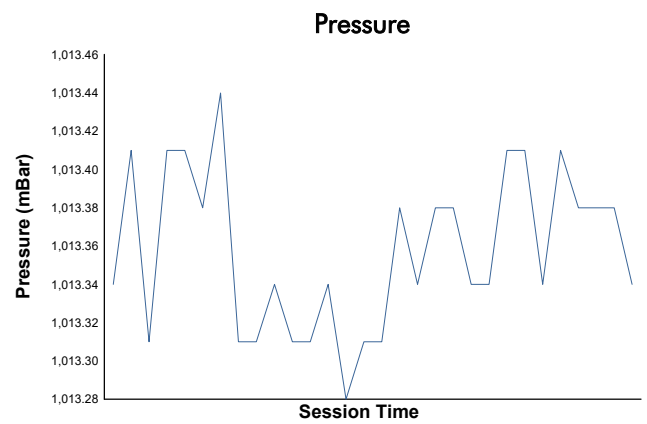
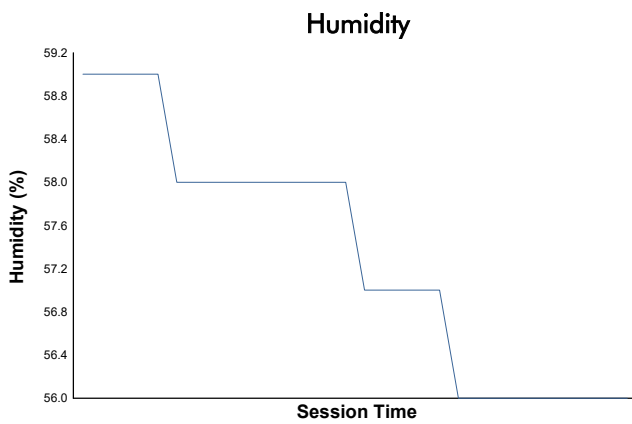
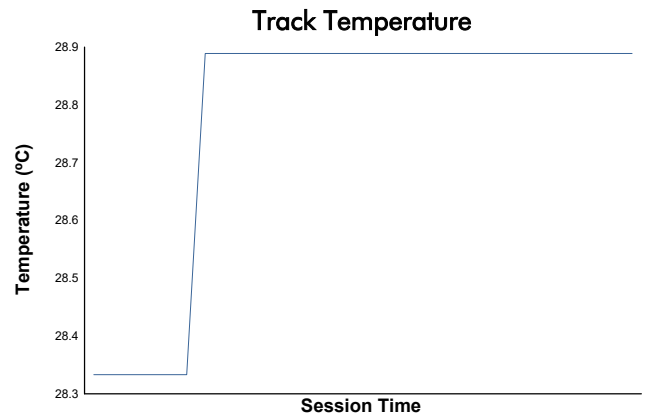
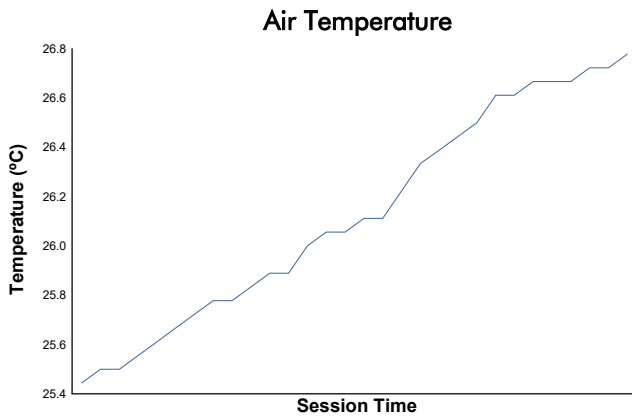


CAMPEONATO DE ESPAÑA DE SUPERBIKE

Moto4

Entrenamiento Cronometrado

Weather Report



Track Status: **DRY**