



Supersport

CAMPEONATO DE ESPAÑA DE SUPERBIKE

Warm-up

Classification

No	Rider	Nat	Team	Bike	Tires	Cl.	Time	Lap Total	Gap	Kph
1	99 Oscar GUTIERREZ IGLESIAS	ESP	ANDOTRANS TEAM TORRENTÓ	YAMAHA	MICHELIN	Superspor	1:41.892	6 7	- -	139.0
2	55 Yari MONTELLA	ITA	MRE TALENT	YAMAHA	DUNLOP	Superspor	1:42.745	7 7	+0.853 +0.853	137.8
3	10 David SANCHIS MARTINEZ	ESP	H43	YAMAHA	MICHELIN	Superspor	1:43.241	6 7	+1.349 +0.496	137.1
4	18 Aleix VIU COTOLI	ESP	EASYRACE TEAM	YAMAHA	DUNLOP	Superspor	1:43.554	5 6	+1.662 +0.313	136.7
5	26 Andy VERDOIA	FRA	BLU CRU WORLDSPP BY MS RACING	YAMAHA	PIRELLI	Open600	1:43.729	5 7	+1.837 +0.175	136.5
6	76 Julian GIRAL ROMERO	ESP	FIFTY MOTORSPORT	YAMAHA	MICHELIN	Open600	1:44.002	6 6	+2.110 +0.273	136.1
7	81 Felix NASSI	FIN	MDR SPAIN CIRCUITS	YAMAHA	MICHELIN	Superspor	1:44.028	5 7	+2.136 +0.026	136.1
8	7 Kyle David SMITH	GBR	DR7 HMAX	YAMAHA	PIRELLI	Superspor	1:44.028	6 6	+2.136 +0.000	136.1
9	9 Francisco GOMEZ REQUENA	ESP	GM FUEL - VRC TEAM	YAMAHA	MICHELIN	Open600	1:44.053	7 7	+2.161 +0.025	136.1
10	57 Kenny KOSKINEN	FIN	KALLIO RACING JUNIOR TEAM	YAMAHA		Superspor	1:44.186	4 6	+2.294 +0.133	135.9
11	71 Kimi PATOVA	FIN	RAM RACING YAMAHA	YAMAHA		Superspor	1:44.208	5 7	+2.316 +0.022	135.9
12	49 Alex PEREZ VIADEL	ESP	DR7 HMAX	YAMAHA	PIRELLI	Open600	1:44.290	5 5	+2.398 +0.082	135.8
13	43 Simon JESPERSEN	DEN	MDS RACING	HONDA	MICHELIN	Open600	1:44.301	5 7	+2.409 +0.011	135.7
14	74 Ferran CASAS PENDON	ESP	MDR SPAIN CIRCUITS	YAMAHA	MICHELIN	Superspor	1:44.305	6 7	+2.413 +0.004	135.7
15	8 Erik MORILLAS CUENCA	ESP	THE MAGIC RACING	YAMAHA	PIRELLI	Superspor	1:44.349	6 7	+2.457 +0.044	135.7
16	95 Vertti TAKALA	FIN	KALLIO RACING JUNIOR TEAM	YAMAHA		Superspor	1:44.356	6 7	+2.464 +0.007	135.7
17	12 Borja GOMEZ RUS	ESP	POLI-SPORT RACING	YAMAHA	MICHELIN	Superspor	1:44.398	5 5	+2.506 +0.042	135.6
18	19 Joan DIAZ CORBELLA	ESP	H43 TEAM NOBBY TALASUR-BLUMAG	YAMAHA	MICHELIN	Superspor	1:44.443	5 6	+2.551 +0.045	135.6
19	6 Pratama GALANG HENDRA	INA	BLU CRU WORLDSPP BY MS RACING	YAMAHA	PIRELLI	Open600	1:44.591	6 6	+2.699 +0.148	135.4
20	48 Nii ROIG MARTINEZ	ESP	GASSS RACING TEAM	YAMAHA	PIRELLI	Open600	1:44.722	6 6	+2.830 +0.131	135.2
21	27 Alex BORNER PAMIES	GER	EASYRACE TEAM	YAMAHA	DUNLOP	Superspor	1:44.904	6 6	+3.012 +0.182	135.0
22	15 Thomas SIGVARTSEN	NOR	H43 TEAM NOBBY	YAMAHA	MICHELIN	Superspor	1:44.939	6 7	+3.047 +0.035	134.9
23	52 Guillem ERILL TRALLERO	ESP	DEZA ? ISMABON RACING TEAM	KAWASAKI	PIRELLI	Superspor	1:46.237	5 5	+4.345 +1.298	133.3
24	41 Alexis GONZALEZ CIO	ESP	XCTECH	YAMAHA	PIRELLI	Superspor	1:46.674	5 6	+4.782 +0.437	132.7
25	91 Mihail FLOROV	BUL	YAMAHA STRATOS	YAMAHA	MICHELIN	Superspor	1:46.823	6 7	+4.931 +0.149	132.5
26	21 Eduardo MONTERO HUERTA	ESP	DR7 HMAX	YAMAHA		Open600	1:46.971	4 5	+5.079 +0.148	132.4
27	29 Juan Jose NUÑEZ SANCHEZ	ESP	SP57 RACING TEAM	YAMAHA	MICHELIN	Open600	1:47.445	6 6	+5.553 +0.474	131.8
28	93 Mathias POULSEN	DEN	MDS RACING	HONDA	MICHELIN	Open600	1:47.540	4 5	+5.648 +0.095	131.7
29	25 Jamie DAVIS	GBR	PINAMOTO RS	YAMAHA	DUNLOP	Open600	1:48.566	4 5	+6.674 +1.026	130.4
30	97 Laurence EDGELEY	GBR	TEAM EDGE RST RACING	YAMAHA	PIRELLI	Open600	1:50.102	4 7	+8.210 +1.536	128.6
31	89 Antonio MOLINA GARRIDO	ESP	ARCO-MOTOR UNIVERSITY TEAM	YAMAHA	MICHELIN	Open600	1:50.186	3 5	+8.294 +0.084	128.5
32	45 Juan Manuel SOTO PEREZ	ESP	PINAMOTO RS	YAMAHA	DUNLOP	Open600	1:52.270	3 3	+10.378 +2.084	126.1
33	33 Daniel VALLE MUÑOZ	ESP	SP57 AIT RACING TEAM	YAMAHA	MICHELIN	Superspor				
34	64 Davide FABRI	ITA	H43 TEAM NOBBY-TALASUR-BLUMAG	YAMAHA	MICHELIN	Superspor		5		

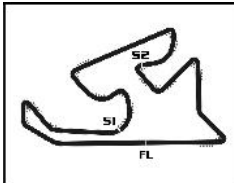
Fastest Lap: Lap 6 Oscar GUTIERREZ IGLESIAS 1:41.892 139.0 Kph

Published at:

Track Status: **DRY**

Director de Carrera:	Jefe de Cronometraje:
----------------------	-----------------------






Supersport

CAMPEONATO DE ESPAÑA DE SUPERBIKE

Warm-up

Best Sector Times

Sector 1			Sector 2			Sector 3			Ideal Lap	Best Lap
Pos	No Rider	Time	No Rider	Time	No Rider	Time	Pos	No Rider		
1	99 O.GUTIERREZ IGLESIAS	27.147	99 O.GUTIERREZ IGLESIAS	36.622	99 O.GUTIERREZ IGLESIAS	38.085	1	99 O.GUTIERREZ IGLESIAS	1:41.854	1:41.892 (1)
2	55 Y.MONTELLA	27.326	55 Y.MONTELLA	36.914	10 D.SANCHIS MARTINEZ	38.289	2	55 Y.MONTELLA	1:42.708	1:42.745 (2)
3	81 F.NASSI	27.352	10 D.SANCHIS MARTINEZ	37.387	55 Y.MONTELLA	38.468	3	10 D.SANCHIS MARTINEZ	1:43.054	1:43.241 (3)
4	10 D.SANCHIS MARTINEZ	27.378	18 A.VIU COTOLI	37.391	26 A.VERDOIA	38.488	4	18 A.VIU COTOLI	1:43.456	1:43.554 (4)
5	9 F.GOMEZ REQUENA	27.446	7 K.SMITH	37.408	18 A.VIU COTOLI	38.600	5	74 F.CASAS PENDON	1:43.671	1:44.305 (14)
6	18 A.VIU COTOLI	27.465	74 F.CASAS PENDON	37.469	71 K.PATOVA	38.706	6	26 A.VERDOIA	1:43.691	1:43.729 (5)
7	74 F.CASAS PENDON	27.486	8 E.MORILLAS CUENCA	37.509	7 K.SMITH	38.707	7	7 K.SMITH	1:43.868	1:44.028 (8)
8	57 K.KOSKINEN	27.502	26 A.VERDOIA	37.526	76 J.GIRAL ROMERO	38.712	8	81 F.NASSI	1:43.914	1:44.028 (7)
9	12 B.GOMEZ RUS	27.509	95 V.TAKALA	37.645	74 F.CASAS PENDON	38.716	9	76 J.GIRAL ROMERO	1:44.002	1:44.002 (6)
10	95 V.TAKALA	27.551	76 J.GIRAL ROMERO	37.658	6 P.GALANG HENDRA	38.738	10	9 F.GOMEZ REQUENA	1:44.053	1:44.053 (9)
11	76 J.GIRAL ROMERO	27.632	81 F.NASSI	37.670	43 S.JESPERSEN	38.739	11	95 V.TAKALA	1:44.081	1:44.356 (16)
12	71 K.PATOVA	27.638	9 F.GOMEZ REQUENA	37.719	8 E.MORILLAS CUENCA	38.767	12	57 K.KOSKINEN	1:44.186	1:44.186 (10)
13	49 A.PEREZ VIADEL	27.648	19 J.DIAZ CORBELL	37.765	48 N.ROIG MARTINEZ	38.837	13	71 K.PATOVA	1:44.208	1:44.208 (11)
14	26 A.VERDOIA	27.677	48 N.ROIG MARTINEZ	37.770	49 A.PEREZ VIADEL	38.842	14	8 E.MORILLAS CUENCA	1:44.287	1:44.349 (15)
15	19 J.DIAZ CORBELL	27.707	43 S.JESPERSEN	37.775	95 V.TAKALA	38.885	15	49 A.PEREZ VIADEL	1:44.290	1:44.290 (12)
16	6 P.GALANG HENDRA	27.708	57 K.KOSKINEN	37.782	9 F.GOMEZ REQUENA	38.888	16	43 S.JESPERSEN	1:44.301	1:44.301 (13)
17	48 N.ROIG MARTINEZ	27.740	49 A.PEREZ VIADEL	37.800	81 F.NASSI	38.892	17	48 N.ROIG MARTINEZ	1:44.347	1:44.722 (20)
18	7 K.SMITH	27.753	71 K.PATOVA	37.864	57 K.KOSKINEN	38.902	18	12 B.GOMEZ RUS	1:44.398	1:44.398 (17)
19	43 S.JESPERSEN	27.787	12 B.GOMEZ RUS	37.932	19 J.DIAZ CORBELL	38.945	19	6 P.GALANG HENDRA	1:44.400	1:44.591 (19)
20	27 A.BORNER PAMIES	27.813	15 T.SIGVARTSEN	37.952	12 B.GOMEZ RUS	38.957	20	19 J.DIAZ CORBELL	1:44.417	1:44.443 (18)
21	15 T.SIGVARTSEN	27.837	27 A.BORNER PAMIES	37.953	27 A.BORNER PAMIES	39.077	21	27 A.BORNER PAMIES	1:44.843	1:44.904 (21)
22	8 E.MORILLAS CUENCA	28.011	6 P.GALANG HENDRA	37.954	15 T.SIGVARTSEN	39.150	22	15 T.SIGVARTSEN	1:44.939	1:44.939 (22)
23	21 E.MONTERO HUERTA	28.223	52 G.ERILL TRALLERO	38.430	52 G.ERILL TRALLERO	39.430	23	52 G.ERILL TRALLERO	1:46.203	1:46.237 (23)
24	41 A.GONZALEZ CIO	28.266	91 M.FLOROV	38.686	41 A.GONZALEZ CIO	39.590	24	41 A.GONZALEZ CIO	1:46.661	1:46.674 (24)
25	91 M.FLOROV	28.277	21 E.MONTERO HUERTA	38.760	29 J.NUÑEZ SANCHEZ	39.738	25	21 E.MONTERO HUERTA	1:46.735	1:46.971 (26)
26	52 G.ERILL TRALLERO	28.343	41 A.GONZALEZ CIO	38.805	21 E.MONTERO HUERTA	39.752	26	91 M.FLOROV	1:46.777	1:46.823 (25)
27	29 J.NUÑEZ SANCHEZ	28.634	93 M.POULSEN	38.823	91 M.FLOROV	39.814	27	93 M.POULSEN	1:47.419	1:47.540 (28)
28	93 M.POULSEN	28.655	29 J.NUÑEZ SANCHEZ	39.073	93 M.POULSEN	39.941	28	29 J.NUÑEZ SANCHEZ	1:47.445	1:47.445 (27)
29	25 J.DAVIS	28.868	97 L.EDGELEY	39.349	64 D.FABRI	40.037	29	25 J.DAVIS	1:48.452	1:48.566 (29)
30	97 L.EDGELEY	29.139	25 J.DAVIS	39.351	25 J.DAVIS	40.233	30	97 L.EDGELEY	1:48.930	1:50.102 (30)
31	89 A.MOLINA GARRIDO	29.220	89 A.MOLINA GARRIDO	40.436	89 A.MOLINA GARRIDO	40.392	31	89 A.MOLINA GARRIDO	1:50.048	1:50.186 (31)
32	45 J.SOTO PEREZ	29.818	64 D.FABRI	40.467	97 L.EDGELEY	40.442	32	45 J.SOTO PEREZ	1:52.270	1:52.270 (32)
33	64 D.FABRI	51.830	45 J.SOTO PEREZ	40.504	45 J.SOTO PEREZ	41.948	33	64 D.FABRI	2:12.334	





Supersport


CAMPEONATO DE ESPAÑA DE SUPERBIKE

Warm-up

Fastest Lap Sequence

Elapsed	No	Rider	Team	Bike	Class	Time	Kph	Lap
13:33.569	99	Oscar GUTIERREZ IGLESIAS	ANDOTRANS TEAM TORRENTÓ	YAMAHA	Superspor	1:43.014	137.4	4
15:15.763	99	Oscar GUTIERREZ IGLESIAS	ANDOTRANS TEAM TORRENTÓ	YAMAHA	Superspor	1:42.194	138.5	5
16:57.655	99	Oscar GUTIERREZ IGLESIAS	ANDOTRANS TEAM TORRENTÓ	YAMAHA	Superspor	1:41.892	139.0	6





Supersport
CAMPEONATO DE ESPAÑA DE SUPERBIKE
Warm-up
Sector Analysis

Lap	Time	Sector 1	Sector 2	Sector 3	T.Sp	Elapsed	Lap	Time	Sector 1	Sector 2	Sector 3	T.Sp	Elapsed
6 Pratama GALANG HENDRA INA BLU CRU WORLDSSP BY MS RACIN YAMAHA							15 Thomas SIGVARTSEN NOR H43 TEAM NOBBY YAMAHA						
1	2:21.529					2:21.529	1	1:55.536	36.816	39.092	39.628	186.5	1:55.536
2	8:49.588 B	29.586	45.110	7:34.892	242.7	11:11.117	2	8:20.116 B	33.009	49.217	6:57.890	240.5	10:15.652
3	1:52.316			39.865	188.5	13:03.433	3	1:53.224	34.420	39.385	39.419	191.8	12:08.876
4	1:45.160	27.743	38.379	39.038	248.3	14:48.593	4	1:45.313	27.967	38.194	39.152	242.2	13:54.189
5	1:44.687	27.708	38.241	38.738	246.6	16:33.280	5	1:46.111	27.981	38.224	39.906	242.2	15:40.300
6	1:44.591	27.755	37.954	38.882	247.7	18:17.871	6	1:44.939	27.837	37.952	39.150	242.7	17:25.239
							7	1:48.166	28.136	39.830	40.200	241.1	19:13.405
7 Kyle David SMITH GBR DR7 HMAX YAMAHA							18 Aleix VIU COTOLI ESP EASYPACE TEAM YAMAHA						
1	10:46.572 B	1:19.763	41.018	8:45.791	192.5	10:46.572	1	10:35.888 B	1:37.462	43.825	8:14.601	179.1	10:35.888
2	1:52.468	33.518	38.469	40.481	195.7	12:39.040	2	1:52.809	35.404	38.235	39.170	177.9	12:28.697
3	1:44.319	27.753	37.408	39.158	245.5	14:23.359	3	1:46.356	27.942	37.632	40.782	237.4	14:15.053
4	1:46.505	28.264	39.534	38.707	247.7	16:09.864	4	1:43.658	27.583	37.475	38.600	241.6	15:58.711
5	1:44.510	27.899	37.649	38.962	245.5	17:54.374	5	1:43.554	27.465	37.440	38.649	246.0	17:42.265
6	1:44.028	27.807	37.502	38.719	244.9	19:38.402	6	1:43.657	27.615	37.391	38.651	242.7	19:25.922
8 Erik MORILLAS CUENCA ESP THE MAGIC RACING YAMAHA							19 Joan DIAZ CORBELLA ESP H43 TEAM NOBBY TALASUR-BLUM YAMAHA						
1	1:54.700	36.588	38.537	39.575	178.2	1:54.700	1	10:11.946 B	42.877	39.947	8:49.122	178.5	10:11.946
2	7:34.000 B	35.321	52.106	6:06.573	237.4	9:28.700	2	1:54.824	35.222	39.973	39.629	185.2	12:06.770
3	2:25.970	1:07.139	39.493	39.338	184.0	11:54.670	3	1:45.163	28.272	37.946	38.945	244.9	13:51.933
4	1:44.762	28.225	37.541	38.996	239.5	13:39.432	4	1:46.337	28.828	38.487	39.022	245.5	15:38.270
5	1:45.129	28.141	37.780	39.208	238.4	15:24.561	5	1:44.443	27.707	37.765	38.971	242.7	17:22.713
6	1:44.349	28.073	37.509	38.767	236.8	17:08.910	6	1:44.908	27.962	37.897	39.049	243.2	19:07.621
7	1:44.425	28.011	37.541	38.873	235.3	18:53.335							
9 Francisco GOMEZ REQUENA ESP GM FUEL - VRC TEAM YAMAHA							21 Eduardo MONTERO HUERTA ESP DR7 HMAX YAMAHA						
1	1:59.000	39.525	39.642	39.833	160.0	1:59.000	1	10:55.306 B	1:32.651	46.831	8:35.824	172.8	10:55.306
2	8:38.576 B	30.474	47.345	7:20.757	248.3	10:37.576	2	1:58.443	36.888	41.036	40.519	177.0	12:53.749
3	1:57.275	34.993	40.157	42.125	164.6	12:34.851	3	1:47.764	28.687	38.956	40.121	243.8	14:41.513
4	1:46.719	28.829	38.658	39.232	243.8	14:21.570	4	1:46.971	28.401	38.760	39.810	242.7	16:28.484
5	1:44.699	27.573	38.103	39.023	249.4	16:06.269	5	1:47.176	28.223	39.201	39.752	242.7	18:15.660
6	1:44.540	27.586	37.875	39.079	243.2	17:50.809							
7	1:44.053	27.446	37.719	38.888	242.2	19:34.862							
10 David SANCHIS MARTINEZ ESP H43 YAMAHA							25 Jamie DAVIS GBR PINAMOTO RS YAMAHA						
1	2:07.625	45.517	42.496	39.612	187.2	2:07.625	1	11:03.053 B	1:17.443	40.687	9:04.923	188.2	11:03.053
2	8:17.974 B	31.762	45.242	7:00.970	248.8	10:25.599	2	1:57.191	35.905	40.548	40.738	173.1	13:00.244
3	1:52.473	34.179	39.201	39.093	188.8	12:18.072	3	1:49.330	29.313	39.351	40.666	240.5	14:49.574
4	1:43.455	27.497	37.669	38.289	247.1	14:01.527	4	1:48.566	28.885	39.448	40.233	240.0	16:38.140
5	1:43.868	27.484	37.897	38.487	247.7	15:45.395	5	1:48.894	28.868	39.430	40.596	239.5	18:27.034
6	1:43.241	27.378	37.387	38.476	246.6	17:28.636							
7	1:44.475	27.551	37.490	39.434	246.6	19:13.111							
12 Borja GOMEZ RUS ESP POLI-SPORT RACING YAMAHA							26 Andy VERDOIA FRA BLU CRU WORLDSSP BY MS RACIN YAMAHA						
1	10:48.458 B	1:28.889	46.232	8:33.337	153.4	10:48.458	1	2:14.897	53.711	41.153	40.033	188.5	2:14.897
2	1:58.895	36.930	41.349	40.616	178.5	12:47.353	2	8:19.615 B	28.460	42.208	7:08.947	242.2	10:34.512
3	1:46.116	28.095	38.648	39.373	243.2	14:33.469	3	1:51.386	33.586	38.395	39.405	198.5	12:25.898
4	1:44.805	27.649	38.120	39.036	244.3	16:18.274	4	1:44.209	27.829	37.643	38.737	246.0	14:10.107
5	1:44.398	27.509	37.932	38.957	243.8	18:02.672	5	1:43.729	27.701	37.526	38.502	248.3	15:53.836
							6	1:44.037	27.677	37.872	38.488	248.8	17:37.873
							7	1:44.193	27.880	37.566	38.747	247.1	19:22.066






Supersport CAMPEONATO DE ESPAÑA DE SUPERBIKE

Warm-up

Sector Analysis

— Invalidated Lap							■ Personal Best	■ Session Best	■ Crossing the pit lane					
Lap	Time	Sector 1	Sector 2	Sector 3	T.Sp	Elapsed	Lap	Time	Sector 1	Sector 2	Sector 3	T.Sp	Elapsed	
27	Alex BORNER PAMIES GER													
	EASYPACE TEAM YAMAHA													
	1	10:35.880	1:10.037	42.803	8:43.040	161.7	10:35.880	2	1:55.640	35.695	40.188	39.757	179.4	12:58.454
	2	1:58.431	36.316	40.920	41.195	179.7	12:34.311	3	1:52.248	34.377	38.528	39.343	246.6	14:50.702
	3	1:48.641	29.202	39.915	39.524	245.5	14:22.952	4	1:45.679	27.946	38.737	38.996	250.6	16:36.381
	4	1:45.581	28.123	38.381	39.077	246.6	16:08.533	5	1:44.290	27.648	37.800	38.842	249.4	18:20.671
	5	1:45.232	27.827	38.294	39.111	246.6	17:53.765							
29	Juan Jose NUÑEZ SANCHEZ ESP													
	SP57 RACING TEAM YAMAHA													
	1	2:01.014	39.294	40.778	40.942	149.2	2:01.014							
	2	8:35.420	31.196	51.768	7:12.456	239.5	10:36.434							
	3	2:04.322	39.613	42.066	42.643	164.1	12:40.756							
	4	1:49.433	29.301	39.824	40.308	240.0	14:30.189							
	5	1:49.294	29.391	39.646	40.257	236.8	16:19.483							
41	Alexis GONZALEZ CIO ESP													
	XCTECH YAMAHA													
	1	10:03.861	1:17.298	40.341	8:06.222	191.2	10:03.861							
	2	1:54.645	34.758	39.813	40.074	195.7	11:58.506							
	3	1:48.197	28.593	39.712	39.892	241.6	13:46.703							
	4	1:46.965	28.439	38.805	39.721	241.1	15:33.668							
	5	1:46.674	28.266	38.818	39.590	240.5	17:20.342							
43	Simon JESPERSEN DEN													
	MDS RACING HONDA													
	1	2:17.351	55.423	41.846	40.082	167.2	2:17.351							
	2	8:12.213	28.751	41.265	7:02.197	242.7	10:29.564							
	3	1:52.420	34.407	38.734	39.279	174.2	12:21.984							
	4	1:44.814	27.842	38.013	38.959	248.8	14:06.798							
	5	1:44.301	27.787	37.775	38.739	247.7	15:51.099							
45	Juan Manuel SOTO PEREZ ESP													
	PINAMOTO RS YAMAHA													
	1	11:29.632	1:40.957	52.483	8:56.192	137.4	11:29.632							
	2	2:05.175	38.404	43.427	43.344	153.8	13:34.807							
48	Nii ROIG MARTINEZ ESP													
	GASSS RACING TEAM YAMAHA													
	1	10:44.469	1:33.513	40.084	8:30.872	168.2	10:44.469							
	2	1:52.737	33.774	39.371	39.592	182.7	12:37.206							
	3	1:45.994	28.060	38.355	39.579	250.6	14:23.200							
	4	1:46.538	28.208	39.079	39.251	240.5	16:09.738							
	5	1:44.461	27.740	37.770	38.951	252.3	17:54.199							
49	Alex PEREZ VIADEL ESP													
	DR7 HMAX YAMAHA													
1	11:02.814	1:35.206	42.799	8:44.809	157.2	11:02.814								
52	Guillem ERILL TRALLERO ESP													
	DEZA ? ISMABON RACING TEAM KAWASAKI													
	1	10:28.282	1:48.658	43.348	7:56.276	183.4	10:28.282							
	2	2:01.618	43.264	38.678	39.676	184.0	12:29.900							
	3	1:46.564	28.607	38.527	39.430	237.4	14:16.464							
	4	1:55.224	28.588	47.159	39.477	240.5	16:11.688							
55	Yari MONTELLA ITA													
	MRE TALENT YAMAHA													
	1	1:55.889	38.964	38.241	38.684	167.2	1:55.889							
	2	8:07.147	32.341	47.888	6:46.918	242.2	10:03.036							
	3	1:50.532	33.587	37.892	39.053	183.7	11:53.568							
	4	1:43.342	27.365	37.254	38.723	240.5	13:36.910							
	5	1:43.003	27.483	36.914	38.606	241.6	15:19.913							
57	Kenny KOSKINEN FIN													
	KALLIO RACING JUNIOR TEAM YAMAHA													
	1	10:19.359	1:21.942	40.868	8:16.549	169.0	10:19.359							
	2	1:52.836	33.875	38.973	39.988	177.9	12:12.195							
	3	1:45.289	27.820	38.251	39.218	250.0	13:57.484							
	4	1:44.186	27.502	37.782	38.902	247.7	15:41.670							
64	Davide FABRI ITA													
	H43 TEAM NOBBY-TALASUR-BLUM YAMAHA													
	1	2:02.845	40.829	40.758	41.258	157.0	2:02.845							
	2	8:10.983	32.671	49.230	6:49.082	242.7	10:13.828							
	3	1:56.074	35.570	40.467	40.037	171.2	12:09.902							
71	Kimi PATOVA FIN													
	RAM RACING YAMAHA YAMAHA													
	1	2:28.929	1:05.443	42.993	40.493	189.1	2:28.929							
	2	8:00.140	29.807	45.387	6:44.946	223.1	10:29.069							
	3	1:53.264	33.883	40.086	39.295	172.0	12:22.333							
	4	1:45.089	28.234	38.037	38.818	247.1	14:07.422							
	5	1:44.208	27.638	37.864	38.706	238.9	15:51.630							
74	Ferran CASAS PENDON ESP													
	MDR SPAIN CIRCUITS YAMAHA													
	1	1:57.936	38.525	39.460	39.951	147.5	1:57.936							
	2	8:30.735	30.933	48.304	7:11.498	247.7	10:28.671							
	3	1:51.288	33.998	38.139	39.151	171.2	12:19.959							





Supersport

CAMPEONATO DE ESPAÑA DE SUPERBIKE

Warm-up

Sector Analysis

— Invalidated Lap

■ Personal Best

■ Session Best

B Crossing the pit lane

Lap	Time	Sector 1	Sector 2	Sector 3	T.Sp	Elapsed	Lap	Time	Sector 1	Sector 2	Sector 3	T.Sp	Elapsed		
6	1:44.305	27.546	37.964	38.795	252.9	17:32.773	97 Laurence EDGELEY TEAM EDGE RST RACING YAMAHA GBR	1	2:30.933	1:03.962	43.449	43.522	170.3	2:30.933	
7	1:44.646	28.315	37.469	38.862	231.3	19:17.419		2	7:32.067 B	33.167	43.345	6:15.555	206.5	10:03.000	
76 Julian GIRAL ROMERO FIFTY MOTORSPORT YAMAHA ESP	1	9:57.114 B	1:21.753	40.463	7:54.898	157.4		9:57.114	3	1:58.167	36.136	40.764	41.267	182.7	12:01.167
2	1:58.838	39.986	39.281	39.571	159.3	11:55.952		4	1:50.102	29.318	40.117	40.667	237.9	13:51.269	
3	1:45.056	28.180	37.906	38.970	244.3	13:41.008		5	1:49.329	29.388	39.499	40.442	238.4	15:40.598	
4	1:45.192	27.739	37.774	39.679	244.9	15:26.200		6	1:52.046	29.139	41.970	40.937	234.8	17:32.644	
5	1:44.259	27.732	37.681	38.846	243.2	17:10.459		7	1:50.839	29.389	39.349	42.101	240.0	19:23.483	
6	1:44.002	27.632	37.658	38.712	243.8	18:54.461	99 Oscar GUTIERREZ IGLESIAS ANDOTRANS TEAM TORRENTÓ YAMAHA ESP	1	2:10.470	44.426	44.685	41.359	151.7	2:10.470	
81 Felix NASSI MDR SPAIN CIRCUITS YAMAHA FIN	1	2:19.284	56.110	43.135	40.039	180.6	2:19.284	2	7:46.951 B	30.696	43.904	6:32.351	220.9	9:57.421	
2	8:13.775 B	29.708	44.165	6:59.902	234.3	10:33.059	3	1:53.134	36.265	38.193	38.676	189.1	11:50.555		
3	1:55.444	34.739	38.522	42.183	186.9	12:28.503	4	1:43.014	27.413	37.205	38.396	243.8	13:33.569		
4	1:44.515	27.824	37.689	39.002	242.7	14:13.018	5	1:42.194	27.192	36.780	38.222	245.5	15:15.763		
5	1:44.028	27.447	37.670	38.911	243.2	15:57.046	6	1:41.892	27.185	36.622	38.085	243.8	16:57.655		
6	1:44.185	27.352	37.775	39.058	242.7	17:41.231	7	1:42.084	27.147	36.707	38.230	243.2	18:39.739		
7	1:44.421	27.701	37.828	38.892	244.3	19:25.652									
89 Antonio MOLINA GARRIDO ARCO-MOTOR UNIVERSITY TEAM YAMAHA ESP	1	10:09.752 B	1:48.966	46.094	7:34.692	157.2	10:09.752								
2	1:59.177	37.540	40.800	40.837	163.4	12:08.929									
3	1:50.186	29.358	40.436	40.392	230.3	13:59.115									
4	1:50.609	29.220	40.518	40.871	234.3	15:49.724									
5	1:50.783	29.524	40.487	40.772	238.9	17:40.507									
91 Mihail FLOROV YAMAHA STRATOS YAMAHA BUL	1	2:27.117	1:00.616	44.365	42.136	182.1	2:27.117								
2	7:50.298 B	29.553	46.349	6:34.396	233.8	10:17.415									
3	1:55.835	35.711	39.742	40.382	183.7	12:13.250									
4	1:47.224	28.472	38.734	40.018	236.3	14:00.474									
5	1:47.188	28.414	38.802	39.972	236.8	15:47.662									
6	1:46.823	28.312	38.697	39.814	234.8	17:34.485									
7	1:47.377	28.277	38.686	40.414	235.3	19:21.862									
93 Mathias POULSEN MDS RACING HONDA DEN	1	10:51.607 B	1:40.438	46.223	8:24.946	162.4	10:51.607								
2	1:59.466	36.744	41.703	41.019	162.7	12:51.073									
3	1:48.690	29.048	39.392	40.250	241.6	14:39.763									
4	1:47.540	28.655	38.823	40.062	241.6	16:27.303									
5	1:48.065	28.763	39.361	39.941	242.7	18:15.368									
95 Vertti TAKALA KALLIO RACING JUNIOR TEAM YAMAHA FIN	1	2:05.545	45.136	40.709	39.700	195.3	2:05.545								
2	8:14.103 B	28.654	44.185	7:01.264	247.7	10:19.648									
3	1:52.281	33.714	39.065	39.502	198.2	12:11.929									
4	1:45.029	27.551	38.475	39.003	247.1	13:56.958									
5	1:44.544	27.644	37.901	38.999	250.0	15:41.502									
6	1:44.356	27.826	37.645	38.885	250.6	17:25.858									
7	1:44.978	27.663	38.272	39.043	246.6	19:10.836									



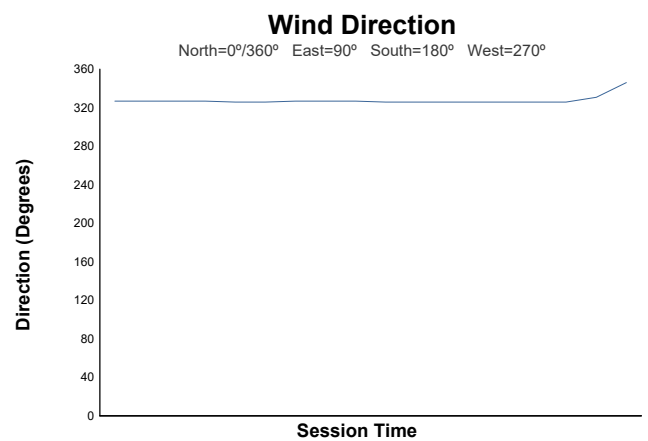
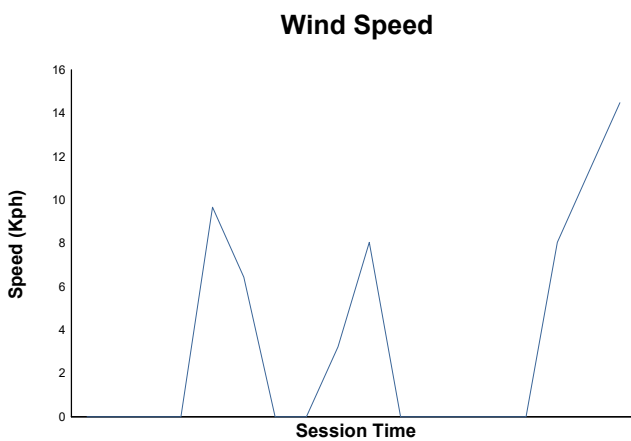
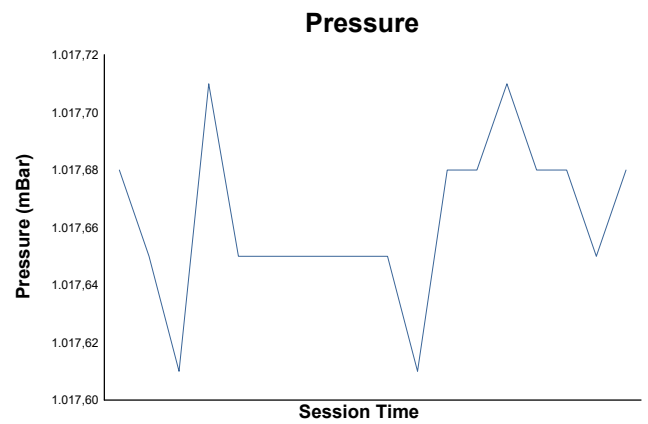
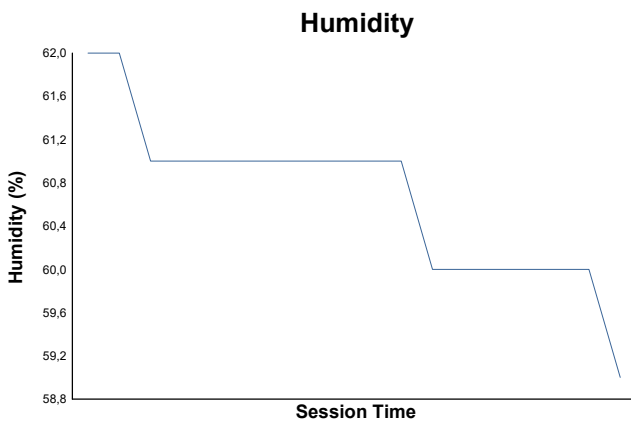
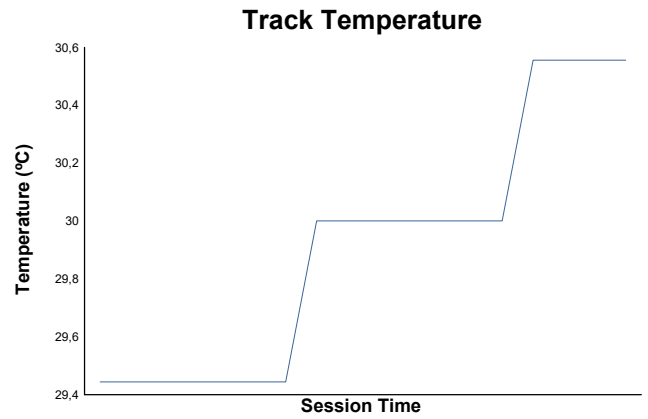
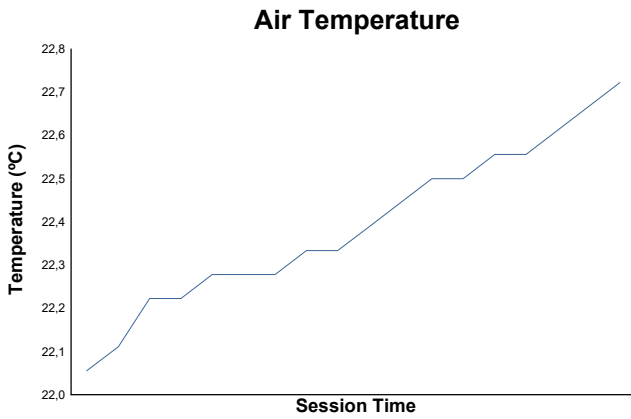


CAMPEONATO DE ESPAÑA DE SUPERBIKE

Supersport

Warm-up

Weather Report



Track Status: **DRY**

