

CIRCUITO DE NAVARRA 3.933 m.

Supersport CAMPEONATO DE ESPAÑA DE SUPERBIKE Entrenamiento Cronometrado

Classification

No	Rider	Nat	Team	Bike	Tires	Cl.	Time	Lap	Total	Gap	Kph
1	99 Oscar GUTIERREZ IGLESIAS	ESP	ANDOTRANS TEAM TORRENTÓ	YAMAHA	MICHELIN	Superspc	1:40.856	11	13	-	140.4
2	10 David SANCHIS MARTINEZ	ESP	H43	YAMAHA	MICHELIN	Superspc	1:41.848	10	12	+0.992	139.0
3	12 Borja GOMEZ RUS	ESP	POLI-SPORT RACING	YAMAHA	MICHELIN	Superspc	1:41.902	12	12	+1.046	138.9
4	55 Yari MONTELLA	ITA	MRE TALENT	YAMAHA	DUNLOP	Superspc	1:42.061	12	14	+1.205	138.7
5	33 Daniel VALLE MUÑOZ	ESP	SP57 AIT RACING TEAM	YAMAHA	MICHELIN	Superspc	1:42.134	3	14	+1.278	138.6
6	74 Ferran CASAS PENDON	ESP	MDR SPAIN CIRCUITS	YAMAHA	MICHELIN	Superspc	1:42.236	4	13	+1.380	138.5
7	7 Kyle David SMITH	GBR	DR7 HMAX	YAMAHA	PIRELLI	Superspc	1:42.391	4	8	+1.535	138.3
8	18 Aleix VIU COTOLI	ESP	EASYRACE TEAM	YAMAHA	DUNLOP	Superspc	1:42.473	8	12	+1.617	138.2
9	26 Andy VERDOIA	FRA	BLU CRU WORLDSSP BY MS RACING	YAMAHA	PIRELLI	Open600	1:42.605	4	5	+1.749	138.0
10	43 Simon JESPERSEN	DEN	MDS RACING	HONDA	MICHELIN	Open600	1:42.611	10	15	+1.755	138.0
11	48 Nil ROIG MARTINEZ	ESP	GASSS RACING TEAM	YAMAHA	PIRELLI	Open600	1:42.824	11	14	+1.968	137.7
12	57 Kenny KOSKINEN	FIN	KALLIO RACING JUNIOR TEAM	YAMAHA		Superspc	1:42.829	9	14	+1.973	137.7
13	19 Joan DIAZ CORBELLA	ESP	H43 TEAM NOBBY TALASUR-BLUMAG	YAMAHA	MICHELIN	Superspc	1:42.868	5	13	+2.012	137.6
14	95 Vertti TAKALA	FIN	KALLIO RACING JUNIOR TEAM	YAMAHA		Superspc	1:42.943	11	13	+2.087	137.5
15	9 Francisco GOMEZ REQUENA	ESP	GM FUEL - VRC TEAM	YAMAHA	MICHELIN	Open600	1:42.950	14	14	+2.094	137.5
16	76 Julian GIRAL ROMERO	ESP	FIFTY MOTORSPORT	YAMAHA	MICHELIN	Open600	1:42.973	11	13	+2.117	137.5
17	81 Felix NASSI	FIN	MDR SPAIN CIRCUITS	YAMAHA	MICHELIN	Superspc	1:43.070	4	7	+2.214	137.4
18	6 Pratama GALANG HENDRA	INA	BLU CRU WORLDSSP BY MS RACING	YAMAHA	PIRELLI	Open600	1:43.132	6	13	+2.276	137.3
19	8 Erik MORILLAS CUENCA	ESP	THE MAGIC RACING	YAMAHA	PIRELLI	Superspc	1:43.223	9	10	+2.367	137.2
20	71 Kimi PATOVA	FIN	RAM RACING YAMAHA	YAMAHA		Superspc	1:43.327	10	15	+2.471	137.0
21	27 Alex BORNER PAMIES	GER	EASYRACE TEAM	YAMAHA	DUNLOP	Superspc	1:43.346	6	11	+2.490	137.0
22	4 Christoffer BERGMAN	SWE	WOJCIK RACING TEAM	YAMAHA	PIRELLI	Open600	1:43.404	10	11	+2.548	136.9
23	49 Alex PEREZ VIADEL	ESP	DR7 HMAX	YAMAHA	PIRELLI	Open600	1:43.588	11	13	+2.732	136.7
24	52 Guillem ERILL TRALLERO	ESP	DEZA ? ISMABON RACING TEAM	KAWASAKI	PIRELLI	Superspc	1:43.885	13	14	+3.029	136.3
25	64 Davide FABRI	ITA	H43 TEAM NOBBY-TALASUR-BLUMAG	YAMAHA	MICHELIN	Superspc	1:43.917	13	13	+3.061	136.3
26	15 Thomas SIGVARTSEN	NOR	H43 TEAM NOBBY	YAMAHA	MICHELIN	Superspc	1:43.926	15	15	+3.070	136.2
27	93 Mathias POULSEN	DEN	MDS RACING	HONDA	MICHELIN	Open600	1:44.804	13	13	+3.948	135.1
28	91 Mihail FLOROV	BUL	YAMAHA STRATOS	YAMAHA	MICHELIN	Superspc	1:45.297	10	14	+4.441	134.5
29	21 Eduardo MONTERO HUERTA	ESP	DR7 HMAX	YAMAHA		Open600	1:45.320	8	11	+4.464	134.4
30	41 Alexis GONZALEZ CIO	ESP	XCTECH	YAMAHA	PIRELLI	Superspc	1:45.759	3	10	+4.903	133.9
31	97 Laurence EDGELEY	GBR	TEAM EDGE RST RACING	YAMAHA	PIRELLI	Open600	1:46.672	11	13	+5.816	132.7
32	25 Jamie DAVIS	GBR	PINAMOTO RS	YAMAHA	DUNLOP	Open600	1:47.334	9	10	+6.478	131.9
33	89 Antonio MOLINA GARRIDO	ESP	ARCO-MOTOR UNIVERSITY TEAM	YAMAHA	MICHELIN	Open600	1:48.640	13	13	+7.784	130.3
34	45 Juan Manuel SOTO PEREZ	ESP	PINAMOTO RS	YAMAHA	DUNLOP	Open600	1:50.213	9	13	+9.357	128.5

Max. qual. time: 1:52.958

3	Eduardo MONTERO SALGAD	ESP	DR7 HMAX	YAMAHA	PIRELLI	Open600					
20	Danny RAAVAD	DEN	MDS RACING	YAMAHA	MICHELIN	Superspc					
29	Juan Jose NUÑEZ SANCHEZ	ESP	SP57 RACING TEAM	YAMAHA	MICHELIN	Open600		5			
50	Ivan RODRIGUEZ NADAL	ESP	TEAM GARJUL	YAMAHA	MICHELIN	Superspc					
67	Stinius Viking ODEGARD	NOR	VRT YAMAHA - ALMA RACING	YAMAHA	DUNLOP	Superspc					
84	Alex MURLEY	GBR	ORTWO RACING	YAMAHA	DUNLOP	Superspc					

Fastest Lap: Lap 11 | Oscar GUTIERREZ IGLESIAS | 1:40.856 | 140.4 Kph

Track Status: **DRY**

Published at:

Director de Carrera:	Jefe de Cronometraje:
----------------------	-----------------------






Supersport

CAMPEONATO DE ESPAÑA DE SUPERBIKE

Entrenamiento Cronometrado

Best Sector Times

Sector 1			Sector 2			Sector 3			Ideal Lap	Best Lap
Pos	No Rider	Time	No Rider	Time	No Rider	Time	Pos	No Rider		
1	99 O.GUTIERREZ IGLESIAS	26.846	99 O.GUTIERREZ IGLESIAS	36.270	99 O.GUTIERREZ IGLESIAS	37.582	1	99 O.GUTIERREZ IGLESIAS	1:40.698	1:40.856 (1)
2	12 B.GOMEZ RUS	27.017	7 K.SMITH	36.320	10 D.SANCHIS MARTINEZ	37.935	2	7 K.SMITH	1:41.599	1:42.391 (7)
3	33 D.VALLE MUÑOZ	27.051	55 Y.MONTELLA	36.590	33 D.VALLE MUÑOZ	37.972	3	10 D.SANCHIS MARTINEZ	1:41.721	1:41.848 (2)
4	57 K.KOSKINEN	27.134	10 D.SANCHIS MARTINEZ	36.598	43 S.JESPERSEN	38.027	4	12 B.GOMEZ RUS	1:41.847	1:41.902 (3)
5	9 F.GOMEZ REQUENA	27.136	18 A.VIU COTOLI	36.775	12 B.GOMEZ RUS	38.044	5	55 Y.MONTELLA	1:41.989	1:42.061 (4)
6	74 F.CASAS PENDON	27.145	12 B.GOMEZ RUS	36.786	74 F.CASAS PENDON	38.086	6	33 D.VALLE MUÑOZ	1:42.030	1:42.134 (5)
7	55 Y.MONTELLA	27.165	74 F.CASAS PENDON	36.851	7 K.SMITH	38.104	7	74 F.CASAS PENDON	1:42.082	1:42.236 (6)
8	7 K.SMITH	27.175	43 S.JESPERSEN	36.963	6 P.GALANG HENDRA	38.132	8	18 A.VIU COTOLI	1:42.325	1:42.473 (8)
9	10 D.SANCHIS MARTINEZ	27.188	57 K.KOSKINEN	36.999	26 A.VERDOIA	38.156	9	43 S.JESPERSEN	1:42.507	1:42.611 (10)
10	95 V.TAKALA	27.246	26 A.VERDOIA	37.003	18 A.VIU COTOLI	38.232	10	57 K.KOSKINEN	1:42.546	1:42.829 (12)
11	49 A.PEREZ VIADEL	27.247	19 J.DIAZ CORBELLA	37.005	55 Y.MONTELLA	38.234	11	26 A.VERDOIA	1:42.605	1:42.605 (9)
12	18 A.VIU COTOLI	27.318	8 E.MORILLAS CUENCA	37.007	48 N.ROIG MARTINEZ	38.311	12	49 A.PEREZ VIADEL	1:42.731	1:43.588 (23)
13	6 P.GALANG HENDRA	27.339	33 D.VALLE MUÑOZ	37.007	81 F.NASSI	38.323	13	19 J.DIAZ CORBELLA	1:42.786	1:42.868 (13)
14	81 F.NASSI	27.352	48 N.ROIG MARTINEZ	37.107	8 E.MORILLAS CUENCA	38.339	14	95 V.TAKALA	1:42.822	1:42.943 (14)
15	76 J.GIRAL ROMERO	27.364	95 V.TAKALA	37.115	49 A.PEREZ VIADEL	38.351	15	48 N.ROIG MARTINEZ	1:42.823	1:42.824 (11)
16	48 N.ROIG MARTINEZ	27.405	49 A.PEREZ VIADEL	37.133	19 J.DIAZ CORBELLA	38.366	16	9 F.GOMEZ REQUENA	1:42.865	1:42.950 (15)
17	19 J.DIAZ CORBELLA	27.415	76 J.GIRAL ROMERO	37.170	76 J.GIRAL ROMERO	38.410	17	6 P.GALANG HENDRA	1:42.886	1:43.132 (18)
18	26 A.VERDOIA	27.446	4 C.BERGMAN	37.192	57 K.KOSKINEN	38.413	18	76 J.GIRAL ROMERO	1:42.944	1:42.973 (16)
19	64 D.FABRI	27.458	71 K.PATOVA	37.261	4 C.BERGMAN	38.429	19	81 F.NASSI	1:42.985	1:43.070 (17)
20	27 A.BORNER PAMIES	27.489	9 F.GOMEZ REQUENA	37.264	95 V.TAKALA	38.461	20	8 E.MORILLAS CUENCA	1:43.019	1:43.223 (19)
21	71 K.PATOVA	27.507	81 F.NASSI	37.310	9 F.GOMEZ REQUENA	38.465	21	4 C.BERGMAN	1:43.237	1:43.404 (22)
22	43 S.JESPERSEN	27.517	27 A.BORNER PAMIES	37.385	27 A.BORNER PAMIES	38.472	22	71 K.PATOVA	1:43.252	1:43.327 (20)
23	52 G.ERILL TRALLERO	27.527	6 P.GALANG HENDRA	37.415	71 K.PATOVA	38.484	23	27 A.BORNER PAMIES	1:43.346	1:43.346 (21)
24	15 T.SIGVARTSEN	27.563	15 T.SIGVARTSEN	37.463	15 T.SIGVARTSEN	38.586	24	15 T.SIGVARTSEN	1:43.612	1:43.926 (26)
25	4 C.BERGMAN	27.616	52 G.ERILL TRALLERO	37.474	52 G.ERILL TRALLERO	38.703	25	52 G.ERILL TRALLERO	1:43.704	1:43.885 (24)
26	8 E.MORILLAS CUENCA	27.673	64 D.FABRI	37.621	64 D.FABRI	38.838	26	64 D.FABRI	1:43.917	1:43.917 (25)
27	91 M.FLOROV	27.933	91 M.FLOROV	37.742	93 M.POULSEN	38.918	27	93 M.POULSEN	1:44.804	1:44.804 (27)
28	41 A.GONZALEZ CIO	27.940	93 M.POULSEN	37.894	29 J.NUÑEZ SANCHEZ	39.013	28	91 M.FLOROV	1:44.910	1:45.297 (28)
29	93 M.POULSEN	27.992	21 E.MONTERO HUERTA	38.047	21 E.MONTERO HUERTA	39.076	29	21 E.MONTERO HUERTA	1:45.115	1:45.320 (29)
30	21 E.MONTERO HUERTA	27.992	97 L.EDGELEY	38.132	91 M.FLOROV	39.235	30	41 A.GONZALEZ CIO	1:45.496	1:45.759 (30)
31	29 J.NUÑEZ SANCHEZ	28.599	41 A.GONZALEZ CIO	38.215	41 A.GONZALEZ CIO	39.341	31	29 J.NUÑEZ SANCHEZ	1:46.094	
32	97 L.EDGELEY	28.663	29 J.NUÑEZ SANCHEZ	38.482	97 L.EDGELEY	39.699	32	97 L.EDGELEY	1:46.494	1:46.672 (31)
33	25 J.DAVIS	28.681	25 J.DAVIS	38.714	25 J.DAVIS	39.848	33	25 J.DAVIS	1:47.243	1:47.334 (32)
34	89 A.MOLINA GARRIDO	29.076	89 A.MOLINA GARRIDO	39.385	89 A.MOLINA GARRIDO	39.983	34	89 A.MOLINA GARRIDO	1:48.444	1:48.640 (33)
35	45 J.SOTO PEREZ	29.137	45 J.SOTO PEREZ	40.135	45 J.SOTO PEREZ	40.941	35	45 J.SOTO PEREZ	1:50.213	1:50.213 (34)





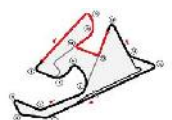
Supersport

CAMPEONATO DE ESPAÑA DE SUPERBIKE

Entrenamiento Cronometrado

Best Top Speed

No Rider	Team	Class	Top 1		Top 2		Top 3		Top 4		Top 5		Avg	
			Kph	Lap	Kph	Lap	Kph	Lap	Kph	Lap	Kph	Lap		
33	Daniel VALLE MUÑOZ	SP57 AIT RACING TEAM	Supersport	255.3	4	253.5	2	252.9	3	250.0	13	250.0	5	252,3
48	Nii ROIG MARTINEZ	GASSS RACING TEAM	Open600	254.1	11	252.9	2	252.3	4	252.3	5	252.3	6	252,8
49	Alex PEREZ VIADEL	DR7 HMAX	Open600	254.1	13	253.5	12	253.5	3	253.5	5	252.9	11	253,5
74	Ferran CASAS PENDON	MDR SPAIN CIRCUITS	Supersport	253.5	10	252.9	4	252.9	8	251.7	2	251.2	3	252,4
95	Vertti TAKALA	KALLIO RACING JUNIOR TEAM	Supersport	253.5	3	251.2	4	250.0	5	248.3	12	247.7	2	250,1
6	Pratama GALANG HENDRA	BLU CRU WORLDSSP BY MS RACING	Open600	252.3	4	251.2	11	250.6	13	250.0	2	250.0	3	250,8
18	Aleix VIU COTOLI	EASYRACE TEAM	Supersport	252.3	8	250.6	2	249.4	12	248.8	4	248.8	5	250,0
19	Joan DIAZ CORBELLA	H43 TEAM NOBBY TALASUR-BLUMAG	Supersport	252.3	11	251.7	8	250.6	2	250.0	10	249.4	6	250,8
99	Oscar GUTIERREZ IGLESIA	ANDOTRANS TEAM TORRENTÓ	Supersport	251.7	5	250.6	4	248.8	6	248.8	11	248.8	3	249,7
27	Alex BORNER PAMIES	EASYRACE TEAM	Supersport	251.2	11	249.4	3	249.4	4	249.4	5	248.8	7	249,6
57	Kenny KOSKINEN	KALLIO RACING JUNIOR TEAM	Supersport	251.2	12	251.2	2	250.6	3	250.6	11	249.4	5	250,6
4	Christoffer BERGMAN	WOJCIK RACING TEAM	Open600	250.6	4	250.6	10	250.0	5	249.4	2	248.8	11	249,9
43	Simon JESPERSEN	MDS RACING	Open600	250.6	15	250.6	3	250.6	4	250.6	6	250.6	9	250,6
64	Davide FABRI	H43 TEAM NOBBY-TALASUR-BLUMAG	Supersport	250.6	4	249.4	13	249.4	12	248.3	2	245.5	11	248,6
76	Julian GIRAL ROMERO	FIFTY MOTORSPORT	Open600	250.6	12	249.4	11	248.8	2	248.8	4	248.8	10	249,3
9	Francisco GOMEZ REQUEN	M FUEL - VRC TEAM	Open600	249.4	10	248.8	14	248.8	13	248.8	5	248.3	3	248,8
52	Guillem ERILL TRALLERO	DEZA ? ISMABON RACING TEAM	Supersport	249.4	5	248.8	6	248.3	14	248.3	4	248.3	10	248,6
55	Yari MONTELLA	MRE TALENT	Supersport	249.4	4	248.8	3	244.9	8	243.8	11	243.2	14	246,0
12	Borja GOMEZ RUS	POLI-SPORT RACING	Supersport	248.8	5	248.3	12	247.7	4	246.6	11	246.6	10	247,6
26	Andy VERDOIA	BLU CRU WORLDSSP BY MS RACING	Open600	248.8	5	246.0	4	174.8	1	84.4	3	55.1	2	161,8
71	Kimi PATOVA	RAM RACING YAMAHA	Supersport	248.8	15	248.3	12	246.6	3	246.6	4	244.9	7	247,0
21	Eduardo MONTERO HUERTAS	DR7 HMAX	Open600	248.3	11	245.5	10	244.9	8	244.9	7	243.8	9	245,5
41	Alexis GONZALEZ CIO	XCTECH	Supersport	248.3	8	247.1	3	246.6	4	246.6	9	245.5	10	246,8
10	David SANCHIS MARTINEZ	H43	Supersport	247.7	6	247.1	12	246.6	11	246.6	5	246.0	9	246,8
7	Kyle David SMITH	DR7 HMAX	Supersport	247.1	5	246.0	8	243.8	6	243.2	3	242.7	4	244,6
81	Felix NASSI	MDR SPAIN CIRCUITS	Supersport	247.1	5	244.9	3	244.9	4	243.2	6	176.5	1	231,3
93	Mathias POULSEN	MDS RACING	Open600	247.1	10	247.1	5	246.6	13	246.6	11	246.0	4	246,7
15	Thomas SIGVARTSEN	H43 TEAM NOBBY	Supersport	246.0	12	245.5	14	244.9	3	244.9	11	244.9	6	245,2
29	Juan Jose NUÑEZ SANCHEZ	SP57 RACING TEAM	Open600	245.5	2	243.2	4	175.6	1	164.1	3	53.4	5	176,4
97	Laurence EDGELEY	TEAM EDGE RST RACING	Open600	245.5	2	245.5	5	244.9	10	243.8	4	243.8	11	244,7
8	Erik MORILLAS CUENCA	THE MAGIC RACING	Supersport	242.7	5	241.6	2	241.6	4	241.6	9	241.1	3	241,7
25	Jamie DAVIS	PINAMOTO RS	Open600	242.2	4	241.6	7	240.5	10	240.5	8	238.9	3	240,7
91	Mihail FLOROV	YAMAHA STRATOS	Supersport	242.2	9	240.5	11	240.0	10	239.5	2	239.5	4	240,3
89	Antonio MOLINA GARRIDO	ARCO-MOTOR UNIVERSITY TEAM	Open600	241.6	12	239.5	6	238.9	10	238.9	4	237.4	2	239,3
45	Juan Manuel SOTO PEREZ	PINAMOTO RS	Open600	239.5	12	237.9	13	237.4	9	236.8	8	236.3	3	237,6
20	Danny RAAVAD	MDS RACING	Supersport											
3	Eduardo MONTERO SALGADO	DR7 HMAX	Open600											
50	Ivan RODRIGUEZ NADAL	TEAM GARJUL	Supersport											
67	Stinius Viking ODEGARD	VRT YAMAHA - ALMA RACING	Supersport											
84	Alex MURLEY	ORTWO RACING	Supersport											





Supersport

CAMPEONATO DE ESPAÑA DE SUPERBIKE

Entrenamiento Cronometrado

Fastest Lap Sequence

Elapsed	No Rider	Team	Bike	Class	Time	Kph	Lap
3:34.123	7 Kyle David SMITH	DR7 HMAX	YAMAHA	Superspor	1:43.635	136.6	2
3:36.752	55 Yari MONTELLA	MRE TALENT	YAMAHA	Superspor	1:43.161	137.2	2
3:42.094	99 Oscar GUTIERREZ IGLESIAS	ANDOTRANS TEAM TORRENTÓ	YAMAHA	Superspor	1:42.834	137.7	2
3:54.568	33 Daniel VALLE MUÑOZ	SP57 AIT RACING TEAM	YAMAHA	Superspor	1:42.256	138.5	2
5:36.702	33 Daniel VALLE MUÑOZ	SP57 AIT RACING TEAM	YAMAHA	Superspor	1:42.134	138.6	3
7:04.807	99 Oscar GUTIERREZ IGLESIAS	ANDOTRANS TEAM TORRENTÓ	YAMAHA	Superspor	1:41.161	140.0	4
8:45.903	99 Oscar GUTIERREZ IGLESIAS	ANDOTRANS TEAM TORRENTÓ	YAMAHA	Superspor	1:41.096	140.1	5
19:30.868	99 Oscar GUTIERREZ IGLESIAS	ANDOTRANS TEAM TORRENTÓ	YAMAHA	Superspor	1:40.951	140.3	9
22:52.713	99 Oscar GUTIERREZ IGLESIAS	ANDOTRANS TEAM TORRENTÓ	YAMAHA	Superspor	1:40.856	140.4	11





Supersport CAMPEONATO DE ESPAÑA DE SUPERBIKE

Entrenamiento Cronometrado

Sector Analysis

_ Invalidated Lap							■ Personal Best							■ Session Best							B Crossing the pit lane																																																																					
Lap	Time	Sector 1	Sector 2	Sector 3	T.Sp	Elapsed	Lap	Time	Sector 1	Sector 2	Sector 3	T.Sp	Elapsed	Lap	Time	Sector 1	Sector 2	Sector 3	T.Sp	Elapsed	Lap	Time	Sector 1	Sector 2	Sector 3	T.Sp	Elapsed																																																															
4 Christoffer BERGMAN SWE							WOJCIK RACING TEAM YAMAHA							1 4:29.704 B 46.373 45.813 2:57.518 182.4 4:29.704							2 1:54.065 36.070 38.604 39.391 154.3 6:23.769																																																																					
1	3:50.545	2:28.420	39.999	42.126	173.4	3:50.545	3	1:45.038	27.954	37.920	39.164	248.3	8:08.807	4	1:43.817	27.516	37.583	38.718	248.3	9:52.624	5	1:44.424	27.914	37.793	38.717	248.8	11:37.048	6	1:43.787	27.447	37.552	38.788	246.6	13:20.835	7	1:43.372	27.366	37.345	38.661	245.5	15:04.207	8	5:49.485 B	27.617	37.920	4:43.948	244.3	20:53.692	9	1:58.839	42.014	37.983	38.842	43.4	22:52.531	10	1:43.359	27.157	37.579	38.623	249.4	24:35.890	11	1:43.486	27.638	37.264	38.584	248.3	26:19.376	12	1:43.276	27.333	37.400	38.543	243.2	28:02.652	13	1:43.104	27.239	37.295	38.570	248.8	29:45.756	14	1:42.950	27.136	37.349	38.465	248.8	31:28.706
6 Pratama GALANG HENDRA INA							BLU CRU WORLDSSP BY MS RACIN YAMAHA							1 2:37.505 1:19.992 38.247 39.266 186.5 2:37.505							2 1:43.981 28.219 37.248 38.514 244.3 4:21.486																																																																					
1	2:15.640	58.318	38.395	38.927	172.5	2:15.640	3	1:42.732	27.469	36.937	38.326	245.5	6:04.218	4	1:42.553	27.397	36.969	38.187	244.9	7:46.771	5	1:42.341	27.318	36.852	38.171	246.6	9:29.112	6	1:42.685	27.476	37.058	38.151	247.7	11:11.797	7	5:45.689 B	30.239	41.393	4:34.057	246.0	16:57.486	8	1:50.842	33.814	38.357	38.671	188.2	18:48.328	9	1:42.130	27.288	36.907	37.935	246.0	20:30.458	10	1:41.848	27.188	36.598	38.062	245.5	22:12.306	11	1:42.266	27.242	37.015	38.009	246.6	23:54.572	12	1:42.287	27.312	36.987	37.988	247.1	25:36.859														
7 Kyle David SMITH GBR							DR7 HMAX YAMAHA							1 3:19.572 1:58.631 40.643 40.298 164.6 3:19.572							2 1:43.380 27.406 37.201 38.773 246.0 5:02.952																																																																					
1	1:50.488	34.239	37.689	38.560	190.5	1:50.488	3	1:42.986	27.236	37.181	38.569	246.0	6:45.938	4	1:42.854	27.254	37.069	38.531	247.7	8:28.792	5	1:44.640	27.175	37.951	39.514	248.8	10:13.432	6	1:42.803	27.279	37.153	38.371	245.5	11:56.235	7	6:11.472 B	27.629	39.106	5:04.737	245.5	18:07.707	8	2:02.247	39.599	42.540	40.108	163.6	20:09.954	9	1:42.616	27.351	36.900	38.365	246.0	21:52.570	10	1:42.302	27.017	36.830	38.455	246.6	23:34.872	11	1:43.120	27.029	37.544	38.547	246.6	25:17.992	12	1:41.902	27.072	36.786	38.044	248.3	26:59.894														
8 Erik MORILLAS CUENCA ESP							THE MAGIC RACING YAMAHA							1 2:45.463 1:24.819 40.272 40.372 152.8 2:45.463							2 1:46.918 28.509 38.874 39.535 242.7 4:32.381																																																																					
1	2:41.739	1:23.551	38.481	39.707	152.1	2:41.739	3	1:46.732	28.207	39.295	39.230	244.9	6:19.113	4	1:44.957	27.900	38.007	39.050	243.8	8:04.070	5	1:44.732	27.904	37.813	39.015	244.3	9:48.802	6	6:02.520 B	27.877	37.553	4:57.090	242.7	13:56.333	7	1:57.294	40.479	37.876	38.939	136.9	15:53.627	8	1:43.737	27.921	37.287	38.529	240.0	17:37.364	9	1:43.578	27.826	37.012	38.740	240.5	19:20.942	10	1:43.223	27.696	37.007	38.520	241.6	21:04.165	11	1:44.105	27.967	37.227	38.911	240.0	22:48.270																					
9 Francisco GOMEZ REQUENA ESP							GM FUEL - VRC TEAM YAMAHA							1 2:45.463 1:24.819 40.272 40.372 152.8 2:45.463							2 1:46.918 28.509 38.874 39.535 242.7 4:32.381																																																																					
1	2:41.739	1:23.551	38.481	39.707	152.1	2:41.739	3	1:46.732	28.207	39.295	39.230	244.9	6:19.113	4	1:44.957	27.900	38.007	39.050	243.8	8:04.070	5	1:44.732	27.904	37.813	39.015	244.3	9:48.802	6	6:02.520 B	27.877	37.553	4:57.090	242.7	13:56.333	7	1:57.294	40.479	37.876	38.939	136.9	15:53.627	8	1:43.737	27.921	37.287	38.529	240.0	17:37.364	9	1:43.578	27.826	37.012	38.740	240.5	19:20.942	10	1:43.223	27.696	37.007	38.520	241.6	21:04.165	11	1:44.105	27.967	37.227	38.911	240.0	22:48.270																					
10 David SANCHIS MARTINEZ ESP							H43 YAMAHA							1 2:45.463 1:24.819 40.272 40.372 152.8 2:45.463							2 1:46.918 28.509 38.874 39.535 242.7 4:32.381																																																																					
1	2:41.739	1:23.551	38.481	39.707	152.1	2:41.739	3	1:46.732	28.207	39.295	39.230	244.9	6:19.113	4	1:44.957	27.900	38.007	39.050	243.8	8:04.070	5	1:44.732	27.904	37.813	39.015	244.3	9:48.802	6	6:02.520 B	27.877	37.553	4:57.090	242.7	13:56.333	7	1:57.294	40.479	37.876	38.939	136.9	15:53.627	8	1:43.737	27.921	37.287	38.529	240.0	17:37.364	9	1:43.578	27.826	37.012	38.740	240.5	19:20.942	10	1:43.223	27.696	37.007	38.520	241.6	21:04.165	11	1:44.105	27.967	37.227	38.911	240.0	22:48.270																					
12 Borja GOMEZ RUS ESP							POLI-SPORT RACING YAMAHA							1 2:45.463 1:24.819 40.272 40.372 152.8 2:45.463							2 1:46.918 28.509 38.874 39.535 242.7 4:32.381																																																																					
1	2:41.739	1:23.551	38.481	39.707	152.1	2:41.739	3	1:46.732	28.207	39.295	39.230	244.9	6:19.113	4	1:44.957	27.900	38.007	39.050	243.8	8:04.070	5	1:44.732	27.904	37.813	39.015	244.3	9:48.802	6	6:02.520 B	27.877	37.553	4:57.090	242.7	13:56.333	7	1:57.294	40.479	37.876	38.939	136.9	15:53.627	8	1:43.737	27.921	37.287	38.529	240.0	17:37.364	9	1:43.578	27.826	37.012	38.740	240.5	19:20.942	10	1:43.223	27.696	37.007	38.520	241.6	21:04.165	11	1:44.105	27.967	37.227	38.911	240.0	22:48.270																					
15 Thomas SIGVARTSEN NOR							H43 TEAM NOBBY YAMAHA							1 2:45.463 1:24.819 40.272 40.372 152.8 2:45.463							2 1:46.918 28.509 38.874 39.535 242.7 4:32.381																																																																					
1	2:41.739	1:23.551	38.481	39.707	152.1	2:41.739	3	1:46.732	28.207	39.295	39.230	244.9	6:19.113	4	1:44.957	27.900	38.007	39.050	243.8	8:04.070	5	1:44.732	27.904	37.813	39.015	244.3	9:48.802	6	6:02.520 B	27.877	37.553	4:57.090	242.7	13:56.333	7	1:57.294	40.479	37.876	38.939	136.9	15:53.627	8	1:43.737	27.921	37.287	38.529	240.0	17:37.364	9	1:43.578	27.826	37.012	38.740	240.5	19:20.942	10	1:43.223	27.696	37.007	38.520	241.6	21:04.165	11	1:44.105	27.967	37.227	38.911	240.0	22:48.270																					





Supersport CAMPEONATO DE ESPAÑA DE SUPERBIKE Entrenamiento Cronometrado

Sector Analysis

CIRCUITO DE NAVARRA 3.933 m							CIRCUITO DE NAVARRA 3.933 m						
Lap	Time	Sector 1	Sector 2	Sector 3	T.Sp	Elapsed	Lap	Time	Sector 1	Sector 2	Sector 3	T.Sp	Elapsed
11	1:43.972	27.563	37.823	38.586	244.9	23:33.982	5	1:58.098	37.379	39.898	40.821	172.8	14:03.792
12	1:43.941	27.694	37.575	38.672	246.0	25:17.923	6	1:47.930	28.988	38.798	40.144	237.9	15:51.722
13	1:44.554	28.142	37.666	38.746	237.9	27:02.477	7	1:47.914	29.053	38.892	39.969	241.6	17:39.636
14	1:43.935	27.656	37.559	38.720	245.5	28:46.412	8	1:47.783	28.790	38.958	40.035	240.5	19:27.419
15	1:43.926	27.739	37.463	38.724	243.8	30:30.338	9	1:47.334	28.769	38.714	39.851	237.4	21:14.753
18 Alex VIU COTOLI ESP							26 Andy VERDOIA FRA						
EASYRACE TEAM YAMAHA							BLU CRU WORLDSSP BY MS RACIN YAMAHA						
1	2:20.112	1:02.641	38.108	39.363	159.3	2:20.112	1	19:18.485 B	...	39.156	5:56.052	174.8	19:18.485
2	1:43.394	27.384	37.494	38.516	250.6	4:03.506	2	6:51.876 B	44.796	38.907	5:28.173	55.1	26:10.361
3	1:43.366	27.480	37.311	38.575	247.7	5:46.872	3	1:58.298	41.685	37.797	38.816	84.4	28:08.659
4	2:01.779	35.366	47.422	38.991	248.8	7:48.651	4	1:42.605	27.446	37.003	38.156	246.0	29:51.264
5	1:43.363	27.547	37.124	38.692	248.8	9:32.014	5	1:48.040	31.991	37.651	38.398	248.8	31:39.304
6	5:55.931 B	30.677	40.170	4:45.084	247.7	15:27.945	27 Alex BORNER PAMIES GER						
7	2:08.308	44.513	44.329	39.466	86.8	17:36.253	EASYRACE TEAM YAMAHA						
8	1:42.473	27.466	36.775	38.232	252.3	19:18.726	1	2:20.862	1:02.932	38.669	39.261	146.5	2:20.862
9	1:43.159	27.318	37.128	38.713	246.0	21:01.885	2	1:44.456	27.643	37.761	39.052	248.8	4:05.318
10	5:32.890 B	44.520	44.999	4:03.371	243.8	26:34.775	3	1:44.040	27.732	37.662	38.646	249.4	5:49.358
11	1:55.263	39.157	37.395	38.711	105.4	28:30.038	4	1:58.493	32.456	44.988	41.049	249.4	7:47.851
12	1:43.238	27.398	36.940	38.900	249.4	30:13.276	5	1:43.743	27.595	37.406	38.742	249.4	9:31.594
19 Joan DIAZ CORBELLA ESP							6 1:43.346 27.489 37.385 38.472 248.8 11:14.940						
H43 TEAM NOBBY TALASUR-BLUMI YAMAHA							7 7:16.507 B 27.620 42.272 6:06.615 248.8 18:31.447						
1	2:12.792	53.322	40.442	39.028	139.0	2:12.792	8 2:21.492 44.878 46.349 50.265 116.0 20:52.939						
2	1:43.597	27.469	37.324	38.804	250.6	3:56.389	9 1:44.023 27.839 37.428 38.756 246.6 22:36.962						
3	1:43.705	27.449	37.503	38.753	248.8	5:40.094	10 2:13.081 33.052 55.430 44.599 246.0 24:50.043						
4	1:43.053	27.458	37.188	38.407	248.3	7:23.147	11 1:44.745 28.030 37.849 38.866 251.2 26:34.788						
5	1:42.868	27.497	37.005	38.366	247.7	9:06.015	29 Juan Jose NUÑEZ SANCHEZ ESP						
6	7:51.149 B	29.361	37.488	6:44.300	249.4	16:57.164	SP57 RACING TEAM YAMAHA						
7	1:51.374	34.351	38.425	38.598	180.3	18:48.538	1	2:18.313	58.498	39.992	39.823	175.6	2:18.313
8	2:42.900	27.489	37.118	1:38.293	251.7	21:31.438	2	4:25.474 B	28.599	40.586	3:16.289	245.5	6:43.787
9	1:51.200	33.237	38.942	39.021	236.8	23:22.638	3	1:53.350	35.855	38.482	39.013	164.1	8:37.137
10	1:48.190	29.353	39.912	38.925	250.0	25:10.828	4	18:53.236 B	243.2	27:30.373
11	2:33.105 B	27.664	39.124	1:26.317	252.3	27:43.933	5	2:15.648	52.042	41.713	41.893	53.4	29:46.021
12	1:50.735	34.001	38.093	38.641	188.2	29:34.668	33 Daniel VALLE MUÑOZ ESP						
13	1:43.449	27.415	37.427	38.607	249.4	31:18.117	SP57 AIT RACING TEAM YAMAHA						
21 Eduardo MONTERO HUERTA ESP							1	2:12.312	53.443	40.084	38.785	114.8	2:12.312
DR7 HMAX YAMAHA							2	1:42.256	27.141	37.143	37.972	253.5	3:54.568
1	11:55.772 B	56.725	51.547	...	169.0	11:55.772	3	1:42.134	27.091	37.007	38.036	252.9	5:36.702
2	1:54.378	34.959	39.595	39.824	182.1	13:50.150	4	1:59.569	37.203	44.001	38.365	255.3	7:36.271
3	1:47.729	28.368	39.549	39.812	243.2	15:37.879	5	4:03.934 B	27.074	37.996	2:58.864	250.0	11:40.205
4	1:46.996	28.250	39.237	39.509	243.2	17:24.875	6	1:53.940	35.990	39.735	38.215	153.2	13:34.145
5	1:47.611	29.708	38.612	39.291	243.2	19:12.486	7	1:42.570	27.497	37.042	38.031	248.3	15:16.715
6	1:45.563	28.146	38.116	39.301	243.2	20:58.049	8	1:42.520	27.176	37.165	38.179	248.8	16:59.235
7	1:45.325	28.140	38.109	39.076	244.9	22:43.374	9	4:15.925 B	28.550	40.494	3:06.881	245.5	21:15.160
8	1:45.320	28.132	38.047	39.141	244.9	24:28.694	10	2:03.796	44.662	40.636	38.498	60.8	23:18.956
9	2:01.631	36.482	45.847	39.302	243.8	26:30.325	11	1:42.429	27.219	37.095	38.115	249.4	25:01.385
10	1:46.034	28.073	38.255	39.706	245.5	28:16.359	12	1:42.321	27.051	37.155	38.115	246.6	26:43.706
11	1:52.786	27.992	45.231	39.563	248.3	30:09.145	13	1:44.146	27.086	37.269	39.791	250.0	28:27.852
25 Jamie DAVIS GBR							14	1:49.272	27.075	37.047	45.150	244.9	30:17.124
PINAMOTO RS YAMAHA							41 Alexis GONZALEZ CIO ESP						
1	2:05.356	43.106	40.971	41.279	181.2	2:05.356	XCTECH YAMAHA						
2	1:49.156	29.151	39.462	40.543	238.4	3:54.512	1	2:04.842	44.933	39.654	40.255	194.6	2:04.842
3	1:48.668	28.876	39.344	40.448	238.9	5:43.180							
4	6:22.514 B	29.013	42.049	5:11.452	242.2	12:05.694							





Supersport CAMPEONATO DE ESPAÑA DE SUPERBIKE Entrenamiento Cronometrado

Sector Analysis

_ Invalidated Lap							■ Personal Best							■ Session Best							■ Crossing the pit lane						
Lap	Time	Sector 1	Sector 2	Sector 3	T.Sp	Elapsed	Lap	Time	Sector 1	Sector 2	Sector 3	T.Sp	Elapsed	Lap	Time	Sector 1	Sector 2	Sector 3	T.Sp	Elapsed	Lap	Time	Sector 1	Sector 2	Sector 3	T.Sp	Elapsed
2	1:46.677	28.227	38.804	39.646	243.2	3:51.519	12	1:43.388	27.432	37.305	38.651	250.0	28:15.710														
3	1:45.759	27.940	38.478	39.341	247.1	5:37.278	13	1:44.255	27.522	38.150	38.583	250.0	29:59.965														
4	1:45.856	27.992	38.466	39.398	246.6	7:23.134	14	1:43.889	27.573	37.636	38.680	250.6	31:43.854														
5	9:57.962B	32.959	40.355	8:44.648	234.3	17:21.096	49 Alex PEREZ VIADEL ESP																				
6	1:54.929	35.900	39.350	39.679	175.9	19:16.025	DR7 HMAX YAMAHA																				
7	1:46.129	28.000	38.395	39.734	242.7	21:02.154	1	2:10.656	50.770	39.909	39.977	157.4	2:10.656														
8	1:53.321	34.952	38.773	39.596	248.3	22:55.475	2	1:49.998	33.497	37.656	38.845	248.3	4:00.654														
9	1:45.811	27.942	38.384	39.485	246.6	24:41.286	3	1:47.325	27.515	40.810	39.000	253.5	5:47.979														
10	1:45.843	28.189	38.215	39.439	245.5	26:27.129	4	1:48.671	30.987	39.131	38.553	249.4	7:36.650														
43 Simon JESPERSEN DEN							5	1:43.875	27.434	37.536	38.905	253.5	9:20.525														
MDS RACING HONDA							6	1:43.702	27.596	37.528	38.578	250.6	11:04.227														
1	1:54.523	37.212	38.449	38.862	170.6	1:54.523	7	7:52.116B	31.411	40.125	6:40.580	251.2	18:56.343														
2	1:43.789	27.773	37.443	38.573	249.4	3:38.312	8	2:28.633	1:04.159	45.078	39.396	26.9	21:24.976														
3	1:46.474	30.062	37.876	38.536	250.6	5:24.786	9	1:43.640	27.382	37.309	38.949	251.7	23:08.616														
4	1:43.336	27.524	37.429	38.383	250.6	7:08.122	10	1:43.043	27.419	37.273	38.351	251.7	24:51.659														
5	1:42.978	27.517	37.163	38.298	249.4	8:51.100	11	1:43.588	27.294	37.441	38.853	252.9	26:35.247														
6	6:35.840B	35.144	40.193	5:20.503	250.6	15:26.940	12	1:52.993	33.112	40.150	39.731	253.5	28:28.240														
7	1:53.660	35.774	38.959	38.927	181.2	17:20.600	13	1:44.009	27.247	37.133	39.629	254.1	30:12.249														
8	1:43.430	27.723	37.362	38.345	249.4	19:04.030	52 Guillem ERILL TRALLERO ESP																				
9	1:43.177	27.754	37.184	38.239	250.6	20:47.207	DEZA ? ISMABON RACING TEAM KAWASAKI																				
10	1:42.611	27.621	36.963	38.027	249.4	22:29.818	1	2:42.006B	38.143	39.365	1:24.498	173.6	2:42.006														
11	1:44.891	27.611	38.693	38.587	247.1	24:14.709	2	1:53.014	34.735	38.636	39.643	172.0	4:35.020														
12	1:43.225	27.577	37.114	38.534	250.0	25:57.934	3	1:45.122	28.046	37.934	39.142	246.0	6:20.142														
13	1:43.471	27.624	37.313	38.534	247.7	27:41.405	4	1:44.396	27.779	37.821	38.796	248.3	8:04.538														
14	1:43.348	27.627	37.356	38.365	249.4	29:24.753	5	1:44.478	27.769	37.893	38.816	249.4	9:49.016														
15	1:44.424	27.578	37.964	38.882	250.6	31:09.177	6	5:08.193B	28.140	42.182	3:57.871	248.8	14:57.209														
45 Juan Manuel SOTO PEREZ ESP							7	1:54.935	37.175	38.656	39.104	177.6	16:52.144														
PINAMOTO RS YAMAHA							8	1:44.706	27.961	37.858	38.887	244.9	18:36.850														
1	2:34.904	1:00.355	48.826	45.723	131.4	2:34.904	9	1:43.933	27.684	37.546	38.703	246.6	20:20.783														
2	1:55.380	31.419	41.752	42.209	234.8	4:30.284	10	3:06.909B	27.527	38.221	2:01.161	248.3	23:27.692														
3	1:52.195	29.989	40.864	41.342	236.3	6:22.479	11	1:58.084	40.474	38.588	39.022	82.8	25:25.776														
4	1:52.727	29.897	41.157	41.673	235.3	8:15.206	12	1:45.128	28.053	37.869	39.206	246.6	27:10.904														
5	4:20.716B	32.746	41.394	3:06.576	231.8	12:35.922	13	1:43.885	27.703	37.474	38.708	246.6	28:54.789														
6	2:03.347	38.382	41.948	43.017	110.7	14:39.269	14	1:44.589	27.971	37.706	38.912	248.3	30:39.378														
7	1:57.023	35.009	40.707	41.307	233.3	16:36.292	55 Yari MONTELLA ITA																				
8	1:51.087	29.583	40.488	41.016	236.8	18:27.379	MRE TALENT YAMAHA																				
9	1:50.213	29.137	40.135	40.941	237.4	20:17.592	1	1:53.591	36.513	38.357	38.721	178.5	1:53.591														
10	4:44.004B	29.617	41.207	3:33.180	235.8	25:01.596	2	1:43.161	27.227	36.901	39.033	243.2	3:36.752														
11	2:13.894	47.145	45.115	41.634	72.3	27:15.490	3	1:43.154	27.546	37.136	38.472	248.8	5:19.906														
12	1:51.478	29.453	40.771	41.254	239.5	29:06.968	4	1:42.535	27.165	36.770	38.600	249.4	7:02.441														
13	1:51.292	29.623	40.155	41.514	237.9	30:58.260	5	5:15.193B	31.400	37.185	4:06.608	242.7	12:17.634														
48 NII ROIG MARTINEZ ESP							6	1:50.650	33.901	37.659	39.090	186.5	14:08.284														
GASSS RACING TEAM YAMAHA							7	1:43.077	27.273	36.882	38.922	240.0	15:51.361														
1	2:40.236	1:22.652	38.554	39.030	159.3	2:40.236	8	1:42.203	27.297	36.590	38.316	244.9	17:33.564														
2	1:44.971	27.658	38.518	38.795	252.9	4:25.207	9	4:30.156B	27.347	38.042	3:24.767	241.6	22:03.720														
3	1:43.956	27.745	37.680	38.531	251.2	6:09.163	10	1:55.766	39.208	37.994	38.564	85.3	23:59.486														
4	1:43.498	27.405	37.361	38.732	252.3	7:52.661	11	1:43.170	27.294	37.381	38.495	243.8	25:42.656														
5	1:44.081	27.649	37.292	39.140	252.3	9:36.742	12	1:42.061	27.194	36.633	38.234	241.6	27:24.717														
6	1:43.792	27.534	37.507	38.751	252.3	11:20.534	13	1:50.967	33.718	38.062	39.187	238.9	29:15.684														
7	7:56.982B	27.609	37.837	6:51.536	250.6	19:17.516	14	1:44.415	27.546	37.585	39.284	243.2	31:00.099														
8	2:04.068	45.957	39.161	38.950	61.6	21:21.584	57 Kenny KOSKINEN FIN																				
9	1:44.741	27.448	38.698	38.595	250.6	23:06.325	KALLIO RACING JUNIOR TEAM YAMAHA																				
10	1:43.173	27.413	37.364	38.396	250.0	24:49.498	1	1:52.460	35.202	38.252	39.006	185.2	1:52.460														
11	1:42.824	27.406	37.107	38.311	254.1	26:32.322																					





Supersport CAMPEONATO DE ESPAÑA DE SUPERBIKE Entrenamiento Cronometrado

Sector Analysis

_ Invalidated Lap

■ Personal Best

■ Session Best

■ Crossing the pit lane

Lap	Time	Sector 1	Sector 2	Sector 3	T.Spd	Elapsed	Lap	Time	Sector 1	Sector 2	Sector 3	T.Spd	Elapsed
2	1:46.154	29.136	37.626	39.392	251.2	3:38.614	8	1:42.865	27.310	37.193	38.362	252.9	22:02.165
3	<u>1:43.592</u>	27.296	37.355	38.941	250.6	5:22.206	9	1:42.259	27.162	36.898	38.199	248.8	23:44.424
4	1:47.970	30.635	37.924	39.411	248.3	7:10.176	10	<u>1:42.082</u>	27.145	36.851	38.086	253.5	25:26.506
5	1:46.246	29.787	37.682	38.777	249.4	8:56.422	11	1:44.152	27.615	37.932	38.605	250.0	27:10.658
6	1:43.601	27.479	37.255	38.867	249.4	10:40.023	12	1:42.708	27.271	37.035	38.402	250.0	28:53.366
7	7:08.151 B	32.528	39.947	5:55.676	248.8	17:48.174	13	1:42.547	27.264	37.000	38.283	250.0	30:35.913
8	1:51.657	33.637	38.753	39.267	169.8	19:39.831							
9	1:42.829	27.324	36.999	38.506	249.4	21:22.660							
10	1:44.137	27.153	37.442	39.542	249.4	23:06.797							
11	1:42.853	27.134	37.306	38.413	250.6	24:49.650							
12	1:45.175	28.287	38.140	38.748	251.2	26:34.825							
13	1:46.990	29.118	38.813	39.059	243.2	28:21.815							
14	1:43.289	27.298	37.288	38.703	247.1	30:05.104							

64

Davide FABRI

ITA

H43 TEAM NOBBY-TALASUR-BLUM,

YAMAHA

1	2:03.385	39.369	41.628	42.388	169.5	2:03.385
2	1:46.216	28.271	38.428	39.517	248.3	3:49.601
3	1:45.427	28.047	38.073	39.307	242.2	5:35.028
4	2:03.021	37.248	46.425	39.348	250.6	7:38.049
5	7:25.639 B	27.845	39.564	6:18.230	244.9	15:03.688
6	2:12.346	38.051	52.548	41.747	166.2	17:16.034
7	1:45.056	27.826	37.918	39.312	243.8	19:01.090
8	2:04.046	32.980	41.604	49.462	242.7	21:05.136
9	1:44.562	27.781	37.895	38.886	244.9	22:49.698
10	1:54.687	29.301	41.055	44.331	245.5	24:44.385
11	1:51.815	27.873	45.070	38.872	245.5	26:36.200
12	1:46.688	27.637	39.362	39.689	249.4	28:22.888
13	1:43.917	27.458	37.621	38.838	249.4	30:06.805

71

Kimi PATOVA

FIN

RAM RACING YAMAHA

YAMAHA

1	1:52.923	35.449	38.348	39.126	177.6	1:52.923
2	1:47.262	29.789	38.085	39.388	244.3	3:40.185
3	1:44.537	27.793	37.906	38.838	246.6	5:24.722
4	1:44.640	27.899	37.866	38.875	246.6	7:09.362
5	1:48.007	28.713	38.788	40.506	243.2	8:57.369
6	1:44.028	27.840	37.447	38.741	244.9	10:41.397
7	6:28.332 B	29.082	41.119	5:18.131	244.9	17:09.729
8	1:56.330	36.903	40.357	39.070	127.8	19:06.059
9	1:43.893	27.837	37.494	38.562	244.3	20:49.952
10	1:43.327	27.572	37.271	38.484	243.2	22:33.279
11	1:43.465	27.510	37.261	38.694	241.1	24:16.744
12	1:46.978	27.507	39.337	40.134	248.3	26:03.722
13	1:43.787	27.582	37.610	38.595	243.2	27:47.509
14	1:44.475	27.757	37.968	38.750	241.1	29:31.984
15	1:43.755	27.551	37.429	38.775	248.8	31:15.739

74

Ferran CASAS PENDON

ESP

MDR SPAIN CIRCUITS

YAMAHA

1	4:47.993	3:30.501	38.332	39.160	152.8	4:47.993
2	1:42.846	27.369	37.103	38.374	251.7	6:30.839
3	1:42.604	27.236	36.966	38.402	251.2	8:13.443
4	1:42.236	27.184	36.962	38.090	252.9	9:55.679
5	6:49.643 B	27.909	38.854	5:42.880	244.9	16:45.322
6	1:50.450	33.635	38.082	38.733	175.0	18:35.772
7	<u>1:43.528</u>	27.897	37.196	38.435	247.7	20:19.300

76

Julian GIRAL ROMERO

ESP

FIFTY MOTORSPORT

YAMAHA

1	4:48.465	3:30.769	38.600	39.096	164.4	4:48.465
2	1:44.479	28.240	37.487	38.752	248.8	6:32.944
3	1:43.840	27.596	37.537	38.707	247.7	8:16.784
4	1:43.371	27.447	37.289	38.635	248.8	10:00.155
5	7:00.024 B	29.945	37.791	5:52.288	247.7	17:00.179
6	<u>1:51.547</u>	34.670	38.232	38.645	177.3	18:51.726
7	1:43.493	27.611	37.391	38.491	247.1	20:35.219
8	1:43.211	27.491	37.256	38.464	246.0	22:18.430
9	1:44.000	27.868	37.593	38.539	247.1	24:02.430
10	1:43.309	27.543	37.345	38.421	248.8	25:45.739
11	1:42.973	27.393	37.170	38.410	249.4	27:28.712
12	1:44.514	27.364	38.479	38.671	250.6	29:13.226
13	1:43.529	27.434	37.308	38.787	247.7	30:56.755

81

Felix NASSI

FIN

MDR SPAIN CIRCUITS

YAMAHA

1	5:30.318 B	1:47.513	39.230	3:03.575	176.5	5:30.318
2	2:00.275	42.506	38.663	39.106	93.7	7:30.593
3	1:43.521	27.570	37.334	38.617	244.9	9:14.114
4	1:43.070	27.437	37.310	38.323	244.9	10:57.184
5	1:43.363	27.352	37.604	38.407	247.1	12:40.547
6	11:13.088 B	33.536	39.142	...	243.2	23:53.635
7	1:55.998	38.356	38.372	39.270	125.4	25:49.633

89

Antonio MOLINA GARRIDO

ESP

ARCO-MOTOR UNIVERSITY TEAM

YAMAHA

1	3:04.984	1:39.827	42.427	42.730	152.3	3:04.984
2	1:51.602	29.223	41.366	41.013	237.4	4:56.586
3	1:51.009	29.706	40.092	41.211	235.8	6:47.595
4	1:49.562	29.310	39.947	40.305	238.9	8:37.157
5	1:50.762	30.133	40.075	40.554	234.3	10:27.919
6	3:40.525 B	30.488	41.256	2:28.781	239.5	14:08.444
7	2:02.136	39.447	40.945	41.744	154.5	16:10.580
8	1:49.965	29.484	39.569	40.912	233.8	18:00.545
9	1:50.314	29.437	39.828	41.049	236.8	19:50.859
10	1:49.018	29.076	39.385	40.557	238.9	21:39.877
11	1:49.067	29.199	39.536	40.332	235.8	23:28.944
12	1:48.917	29.121	39.745	40.051	241.6	25:17.861
13	1:48.640	29.209	39.448	39.983	215.1	27:06.501

91

Mihail FLOROV

BUL

YAMAHA STRATOS

YAMAHA

1	2:40.364	1:20.885	39.085	40.394	178.2	2:40.364
2	1:48.430	29.970	38.614	39.846	239.5	4:28.794
3	1:46.507	28.323	38.277	39.907	238.9	6:15.301
4	6:00.661 B	28.430	38.239	4:53.992	239.5	12:15.962
5	1:54.586	35.394	39.252	39.940	184.0	14:10.548
6	1:45.687	28.238	37.742	39.707	237.4	15:56.235





Supersport

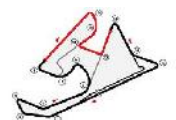
CAMPEONATO DE ESPAÑA DE SUPERBIKE

Entrenamiento Cronometrado

Sector Analysis

— Invalidated Lap ■ Personal Best ■ Session Best B Crossing the pit lane

Lap	Time	Sector 1	Sector 2	Sector 3	T.Sp	Elapsed	Lap	Time	Sector 1	Sector 2	Sector 3	T.Sp	Elapsed	
7	1:45.512	28.090	37.952	39.470	238.9	17:41.747	99 Oscar GUTIERREZ IGLESIAS ANDOTRANS TEAM TORRENTÓ ESP YAMAHA	1	1:59.260	36.372	40.409	42.479	181.5	1:59.260
8	1:45.769	28.079	37.814	39.876	238.4	19:27.516		2	1:42.834	27.529	37.079	38.226	247.1	3:42.094
9	1:45.547	27.933	38.018	39.596	242.2	21:13.063		3	<u>1:41.552</u>	26.923	36.753	37.876	248.8	5:23.646
10	1:45.297	28.188	37.828	39.281	240.0	22:58.360		4	1:41.161	26.904	36.465	37.792	250.6	7:04.807
11	1:45.366	28.209	37.922	39.235	240.5	24:43.726		5	1:41.096	27.068	36.319	37.709	251.7	8:45.903
12	1:45.388	28.294	37.800	39.294	238.9	26:29.114		6	1:41.125	26.914	36.270	37.941	248.8	10:27.028
13	1:45.488	28.098	37.781	39.609	238.9	28:14.602		7	5:28.280B	28.506	37.935	4:21.839	241.1	15:55.308
14	1:46.470	28.157	39.010	39.303	237.4	30:01.072		8	1:54.609	35.666	39.881	39.062	163.1	17:49.917
93 Mathias POULSEN MDS RACING DEN HONDA								9	1:40.951	26.946	36.275	37.730	247.7	19:30.868
1	2:28.751	1:05.892	41.380	41.479	155.6	2:28.751		10	1:40.989	26.846	36.352	37.791	248.3	21:11.857
2	1:48.782	29.126	39.504	40.152	242.7	4:17.533		11	1:40.856	26.882	36.392	37.582	248.8	22:52.713
3	1:47.072	28.642	38.752	39.678	244.9	6:04.605		12	6:58.953B	28.610	37.612	5:52.731	230.8	29:51.666
4	1:46.232	28.217	38.573	39.442	246.0	7:50.837		13	2:00.006	40.549	39.475	39.982	91.4	31:51.672
5	1:45.956	28.209	38.252	39.495	247.1	9:36.793								
6	8:48.435B	30.201	39.726	7:38.508	243.2	18:25.228								
7	2:10.025	45.159	44.141	40.725	36.3	20:35.253								
8	1:46.428	28.551	38.468	39.409	237.9	22:21.681								
9	1:45.595	28.139	38.225	39.231	246.0	24:07.276								
10	1:45.448	28.102	38.235	39.111	247.1	25:52.724								
11	1:46.240	28.115	38.076	40.049	246.6	27:38.964								
12	1:45.157	28.305	37.904	38.948	244.9	29:24.121								
13	1:44.804	27.992	37.894	38.918	246.6	31:08.925								
95 Vertti TAKALA KALLIO RACING JUNIOR TEAM FIN YAMAHA							1	1:52.194	34.681	38.390	39.123	188.2	1:52.194	
2	1:44.419	27.653	37.609	39.157	247.7	3:36.613	2	1:44.419	27.653	37.609	39.157	247.7	3:36.613	
3	1:44.298	27.518	37.924	38.856	253.5	5:20.911	3	1:44.298	27.518	37.924	38.856	253.5	5:20.911	
4	1:43.411	27.328	37.300	38.783	251.2	7:04.322	4	1:43.411	27.328	37.300	38.783	251.2	7:04.322	
5	6:36.112B	29.560	41.974	5:24.578	250.0	13:40.434	5	6:36.112B	29.560	41.974	5:24.578	250.0	13:40.434	
6	1:51.358	34.710	37.802	38.846	186.5	15:31.792	6	1:51.358	34.710	37.802	38.846	186.5	15:31.792	
7	1:43.057	27.393	37.136	38.528	247.1	17:14.849	7	1:43.057	27.393	37.136	38.528	247.1	17:14.849	
8	1:43.336	27.434	37.221	38.681	246.6	18:58.185	8	1:43.336	27.434	37.221	38.681	246.6	18:58.185	
9	4:17.186B	37.454	41.481	2:58.251	244.3	23:15.371	9	4:17.186B	37.454	41.481	2:58.251	244.3	23:15.371	
10	1:54.796	36.952	38.723	39.121	191.5	25:10.167	10	1:54.796	36.952	38.723	39.121	191.5	25:10.167	
11	1:42.943	27.332	37.115	38.496	246.6	26:53.110	11	1:42.943	27.332	37.115	38.496	246.6	26:53.110	
12	1:43.047	27.246	37.340	38.461	248.3	28:36.157	12	1:43.047	27.246	37.340	38.461	248.3	28:36.157	
13	1:43.321	27.280	37.286	38.755	247.1	30:19.478	13	1:43.321	27.280	37.286	38.755	247.1	30:19.478	
97 Laurence EDGELEY TEAM EDGE RST RACING GBR YAMAHA							1	2:17.240	55.065	40.528	41.647	143.6	2:17.240	
2	1:49.013	29.280	39.335	40.398	245.5	4:06.253	2	1:49.013	29.280	39.335	40.398	245.5	4:06.253	
3	1:49.286	29.391	39.535	40.360	242.2	5:55.539	3	1:49.286	29.391	39.535	40.360	242.2	5:55.539	
4	1:48.255	29.089	39.158	40.008	243.8	7:43.794	4	1:48.255	29.089	39.158	40.008	243.8	7:43.794	
5	1:48.305	28.978	38.710	40.617	245.5	9:32.099	5	1:48.305	28.978	38.710	40.617	245.5	9:32.099	
6	1:48.660	29.449	39.116	40.095	220.9	11:20.759	6	1:48.660	29.449	39.116	40.095	220.9	11:20.759	
7	7:28.256B	30.181	39.092	6:18.983	216.0	18:49.015	7	7:28.256B	30.181	39.092	6:18.983	216.0	18:49.015	
8	2:11.934	50.025	40.635	41.274	103.2	21:00.949	8	2:11.934	50.025	40.635	41.274	103.2	21:00.949	
9	1:47.125	28.896	38.444	39.785	242.7	22:48.074	9	1:47.125	28.896	38.444	39.785	242.7	22:48.074	
10	1:46.981	28.663	38.619	39.699	244.9	24:35.055	10	1:46.981	28.663	38.619	39.699	244.9	24:35.055	
11	1:46.672	28.827	38.132	39.713	243.8	26:21.727	11	1:46.672	28.827	38.132	39.713	243.8	26:21.727	
12	1:52.018	30.666	39.791	41.561	233.8	28:13.745	12	1:52.018	30.666	39.791	41.561	233.8	28:13.745	
13	1:58.388	28.767	47.774	41.847	241.1	30:12.133	13	1:58.388	28.767	47.774	41.847	241.1	30:12.133	

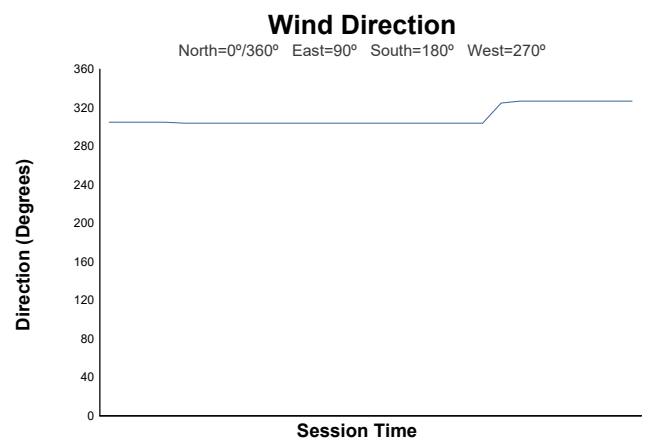
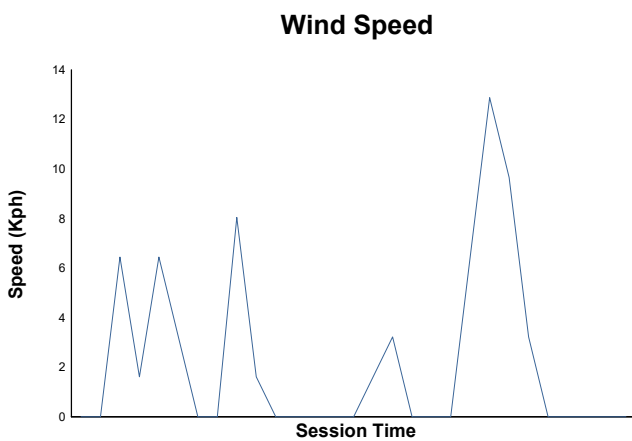
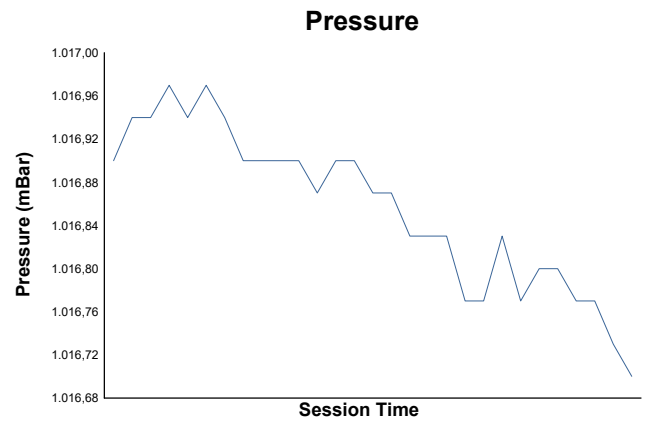
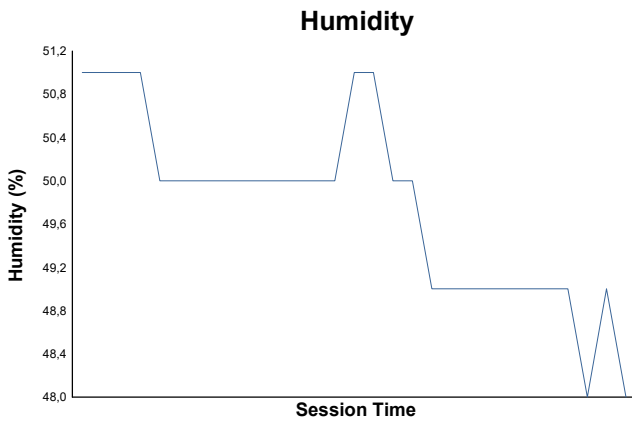
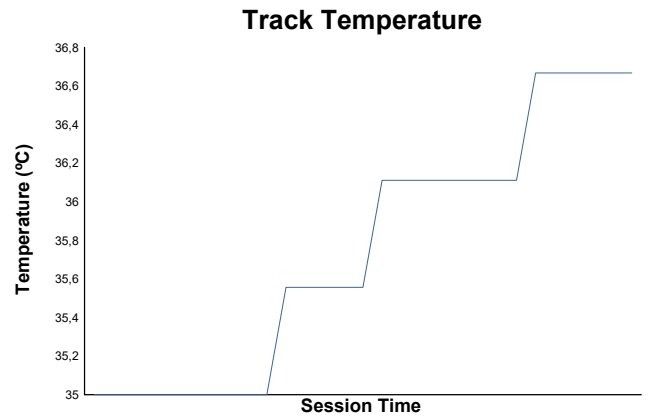
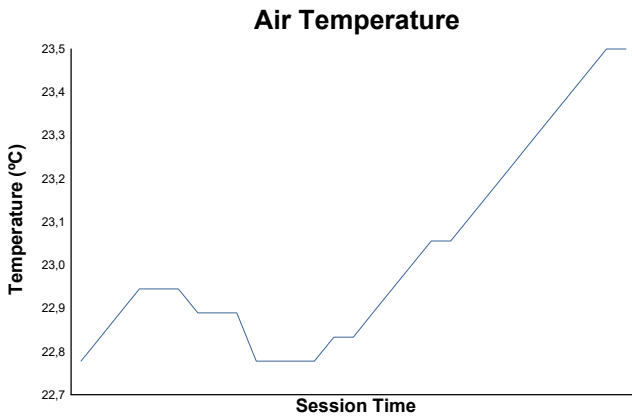




CAMPEONATO DE ESPAÑA DE SUPERBIKE

Supersport
Entrenamiento Cronometrado

Weather Report



Track Status: **DRY**

