



Supersport

CAMPEONATO DE ESPAÑA DE SUPERBII

Carrera 1 (17 Laps, 66,9 km.)

Classification

No	Rider	Nat	Team	Bike	Tires	Cl.	Laps	Total Time	Gap	Kph	Best Lap		
											Lap	Time	Kph
1	7 Kyle David SMITH	GBR	DR7 HMAX	YAMAHA	PIRELLI	Superspc	17	29:18.947	-	136.8	5	1:42.641	137.9
2	10 David SANCHIS MARTINEZ	ESP	H43	YAMAHA	MICHELIN	Superspc	17	29:23.018	+4.071	136.5	11	1:43.066	137.4
3	12 Borja GOMEZ RUS	ESP	POLI-SPORT RACING	YAMAHA	MICHELIN	Superspc	17	29:28.964	+10.017	136.1	2	1:42.555	138.1
4	18 Aleix VIU COTOLI	ESP	EASYRACE TEAM	YAMAHA	DUNLOP	Superspc	17	29:38.880	+19.933	135.3	6	1:43.617	136.6
5	43 Simon JESPERSEN	DEN	MDS RACING	HONDA	MICHELIN	Open600	17	29:44.629	+25.682	134.9	14	1:44.135	136.0
6	27 Alex BORNER PAMIES	GER	EASYRACE TEAM	YAMAHA	DUNLOP	Superspc	17	29:47.475	+28.528	134.7	6	1:44.204	135.9
7	26 Andy VERDOIA	FRA	BLU CRU WORLDSSP BY MS RACING	YAMAHA	PIRELLI	Open600	17	29:48.693	+29.746	134.6	2	1:44.142	136.0
8	48 Nil ROIG MARTINEZ	ESP	GASSS RACING TEAM	YAMAHA	PIRELLI	Open600	17	29:49.400	+30.453	134.5	3	1:44.160	135.9
9	9 Francisco GOMEZ REQUENA	ESP	GM FUEL - VRC TEAM	YAMAHA	MICHELIN	Open600	17	29:49.549	+30.602	134.5	17	1:44.412	135.6
10	57 Kenny KOSKINEN	FIN	KALLIO RACING JUNIOR TEAM	YAMAHA		Superspc	17	29:53.180	+34.233	134.2	4	1:43.911	136.3
11	95 Vertti TAKALA	FIN	KALLIO RACING JUNIOR TEAM	YAMAHA		Superspc	17	29:56.122	+37.175	134.0	13	1:44.234	135.8
12	71 Kimi PATOVA	FIN	RAM RACING YAMAHA	YAMAHA		Superspc	17	30:01.136	+42.189	133.6	9	1:44.472	135.5
13	52 Guillem ERILL TRALLERO	ESP	DEZA ? ISMABON RACING TEAM	KAWASAKI	PIRELLI	Superspc	17	30:04.493	+45.546	133.4	17	1:45.021	134.8
14	15 Thomas SIGVARTSEN	NOR	H43 TEAM NOBBY	YAMAHA	MICHELIN	Superspc	17	30:08.239	+49.292	133.1	14	1:44.951	134.9
15	21 Eduardo MONTERO HUERTA	ESP	DR7 HMAX	YAMAHA		Open600	17	30:24.907	+1:05.960	131.9	5	1:45.783	133.8
16	41 Alexis GONZALEZ CIO	ESP	XCTECH	YAMAHA	PIRELLI	Superspc	17	30:28.823	+1:09.876	131.6	5	1:46.306	133.2
17	93 Mathias POULSEN	DEN	MDS RACING	HONDA	MICHELIN	Open600	17	30:31.536	+1:12.589	131.4	6	1:46.125	133.4
18	91 Mihail FLOROV	BUL	YAMAHA STRATOS	YAMAHA	MICHELIN	Superspc	17	30:48.686	+1:29.739	130.2	10	1:46.088	133.5
19	29 Juan Jose NUÑEZ SANCHEZ	ESP	SP57 RACING TEAM	YAMAHA	MICHELIN	Open600	17	30:57.833	+1:38.886	129.6	6	1:47.279	132.0
20	97 Laurence EDGELEY	GBR	TEAM EDGE RST RACING	YAMAHA	PIRELLI	Open600	16	29:19.370	1 Lap	128.8	2	1:48.284	130.8
21	89 Antonio MOLINA GARRIDO	ESP	ARCO-MOTOR UNIVERSITY TEAM	YAMAHA	MICHELIN	Open600	16	29:49.522	1 Lap	126.6	2	1:49.911	128.8
22	45 Juan Manuel SOTO PEREZ	ESP	PINAMOTO RS	YAMAHA	DUNLOP	Open600	16	30:02.050	1 Lap	125.7	14	1:49.580	129.2
Not classified													
74	Ferran CASAS PENDON	ESP	MDR SPAIN CIRCUITS	YAMAHA	MICHELIN	Superspc	14	24:23.270			8	1:43.450	136.9
19	Joan DIAZ CORBELLA	ESP	H43 TEAM NOBBY TALASUR-BLUMAG	YAMAHA	MICHELIN	Superspc	14	24:32.474			11	1:44.281	135.8
25	Jamie DAVIS	GBR	PINAMOTO RS	YAMAHA	DUNLOP	Open600	11	20:10.709			2	1:48.122	131.0
99	Oscar GUTIERREZ IGLESIAS	ESP	ANDOTRANS TEAM TORRENTÓ	YAMAHA	MICHELIN	Superspc	9	15:26.612			3	1:42.056	138.7
55	Yari MONTELLA	ITA	MRE TALENT	YAMAHA	DUNLOP	Superspc	8	14:37.675			6	1:43.087	137.3
6	Pratama GALANG HENDRA	INA	BLU CRU WORLDSSP BY MS RACING	YAMAHA	PIRELLI	Open600	3	5:21.885			2	1:44.737	135.2
81	Felix NASSI	FIN	MDR SPAIN CIRCUITS	YAMAHA	MICHELIN	Superspc	2	3:39.442			2	1:44.994	134.9
49	Alex PEREZ VIADEL	ESP	DR7 HMAX	YAMAHA	PIRELLI	Open600	2	3:40.346			2	1:45.773	133.9
64	Davide FABRI	ITA	H43 TEAM NOBBY-TALASUR-BLUMAG	YAMAHA	MICHELIN	Superspc	2	3:43.519			2	1:46.930	132.4
8	Erik MORILLAS CUENCA	ESP	THE MAGIC RACING	YAMAHA	PIRELLI	Superspc	2	3:44.058			2	1:47.373	131.9
33	Daniel VALLE MUÑOZ	ESP	SP57 AIT RACING TEAM	YAMAHA	MICHELIN	Superspc	1	1:48.363					
76	Julian GIRAL ROMERO	ESP	FIFTY MOTORSPORT	YAMAHA	MICHELIN	Open600	1	1:55.195					

Pole Position:	Oscar GUTIERREZ IGLESIAS	1:40.856	140.4 Kph
Fastest Lap:	Lap3 Oscar GUTIERREZ IGLESIAS	1:42.056	138.7 Kph

Published at:

Track Status: **DRY**

Director de Carrera:	Jefe de Cronometraje:
-----------------------------	------------------------------





Supersport

CAMPEONATO DE ESPAÑA DE SUPERBIKE

Carrera 1


Classification by Class

No	Rider	Nat	Team	Bike	Laps	Total Time	Gap	Kph	Best Lap			
									Lap	Time	Kph	
Open600												
1	43 Simon JESPERSEN	DEN	MDS RACING	HONDA	17	29:44.629		134.9	14	1:44.135	136.0	
2	26 Andy VERDOIA	FRA	BLU CRU WORLDSSP BY MS RACING	YAMAHA	17	29:48.693	+4.064	134.6	2	1:44.142	136.0	
3	48 Nii ROIG MARTINEZ	ESP	GASSS RACING TEAM	YAMAHA	17	29:49.400	+4.771	134.5	3	1:44.160	135.9	
4	9 Francisco GÓMEZ REQUENA	ESP	GM FUEL - VRC TEAM	YAMAHA	17	29:49.549	+4.920	134.5	17	1:44.412	135.6	
5	21 Eduardo MONTERO HUERTA	ESP	DR7 HMAX	YAMAHA	17	30:24.907	+40.278	131.9	5	1:45.783	133.8	
6	93 Mathias POULSEN	DEN	MDS RACING	HONDA	17	30:31.536	+46.907	131.4	6	1:46.125	133.4	
7	29 Juan Jose NUÑEZ SANCHEZ	ESP	SP57 RACING TEAM	YAMAHA	17	30:57.833	+1'13.204	129.6	6	1:47.279	132.0	
8	97 Laurence EDGELEY	GBR	TEAM EDGE RST RACING	YAMAHA	16	29:19.370	1 Lap	128.8	2	1:48.284	130.8	
9	89 Antonio MOLINA GARRIDO	ESP	ARCO-MOTOR UNIVERSITY TEAM	YAMAHA	16	29:49.522	1 Lap	126.6	2	1:49.911	128.8	
10	45 Juan Manuel SOTO PEREZ	ESP	PINAMOTO RS	YAMAHA	16	30:02.050	1 Lap	125.7	14	1:49.580	129.2	
Not classified												
25	Jamie DAVIS	GBR	PINAMOTO RS	YAMAHA	11	20:10.709	6 Laps		2	1:48.122	131.0	
6	Pratama GALANG HENDRA	INA	BLU CRU WORLDSSP BY MS RACING	YAMAHA	3	5:21.885	14 Laps		2	1:44.737	135.2	
49	Alex PEREZ VIADEL	ESP	DR7 HMAX	YAMAHA	2	3:40.346	15 Laps		2	1:45.773	133.9	
76	Julian GIRAL ROMERO	ESP	FIFTY MOTORSPORT	YAMAHA	1	1:55.195	16 Laps					
Supersport												
1	7 Kyle David SMITH	GBR	DR7 HMAX	YAMAHA	17	29:18.947		136.8	5	1:42.641	137.9	
2	10 David SANCHIS MARTINEZ	ESP	H43	YAMAHA	17	29:23.018	+4.071	136.5	11	1:43.066	137.4	
3	12 Borja GOMEZ RUS	ESP	POLI-SPORT RACING	YAMAHA	17	29:28.964	+10.017	136.1	2	1:42.555	138.1	
4	18 Aleix VIU COTOLI	ESP	EASYRACE TEAM	YAMAHA	17	29:38.880	+19.933	135.3	6	1:43.617	136.6	
5	27 Alex BORNER PAMIES	GER	EASYRACE TEAM	YAMAHA	17	29:47.475	+28.528	134.7	6	1:44.204	135.9	
6	57 Kenny KOSKINEN	FIN	KALLIO RACING JUNIOR TEAM	YAMAHA	17	29:53.180	+34.233	134.2	4	1:43.911	136.3	
7	95 Vertti TAKALA	FIN	KALLIO RACING JUNIOR TEAM	YAMAHA	17	29:56.122	+37.175	134.0	13	1:44.234	135.8	
8	71 Kimi PATOVA	FIN	RAM RACING YAMAHA	YAMAHA	17	30:01.136	+42.189	133.6	9	1:44.472	135.5	
9	52 Guillem ERILL TRALLERO	ESP	DEZA ? ISMABON RACING TEAM	KAWASAKI	17	30:04.493	+45.546	133.4	17	1:45.021	134.8	
10	15 Thomas SIGVARTSEN	NOR	H43 TEAM NOBBY	YAMAHA	17	30:08.239	+49.292	133.1	14	1:44.951	134.9	
11	41 Alexis GONZALEZ CIO	ESP	XCTECH	YAMAHA	17	30:28.823	+1'09.876	131.6	5	1:46.306	133.2	
12	91 Mihail FLOROV	BUL	YAMAHA STRATOS	YAMAHA	17	30:48.686	+1'29.739	130.2	10	1:46.088	133.5	
Not classified												
74	Ferran CASAS PENDON	ESP	MDR SPAIN CIRCUITS	YAMAHA	14	24:23.270	3 Laps		8	1:43.450	136.9	
19	Joan DIAZ CORBELLA	ESP	H43 TEAM NOBBY TALASUR-BLUMAG	YAMAHA	14	24:32.474	3 Laps		11	1:44.281	135.8	
99	Oscar GUTIERREZ IGLESIAS	ESP	ANDOTRANS TEAM TORRENTÓ	YAMAHA	9	15:26.612	8 Laps		3	1:42.056	138.7	
55	Yari MONTELLA	ITA	MRE TALENT	YAMAHA	8	14:37.675	9 Laps		6	1:43.087	137.3	
81	Felix NASSI	FIN	MDR SPAIN CIRCUITS	YAMAHA	2	3:39.442	15 Laps		2	1:44.994	134.9	
64	Davide FABRI	ITA	H43 TEAM NOBBY-TALASUR-BLUMAG	YAMAHA	2	3:43.519	15 Laps		2	1:46.930	132.4	
8	Erik MORILLAS CUENCA	ESP	THE MAGIC RACING	YAMAHA	2	3:44.058	15 Laps		2	1:47.373	131.9	
33	Daniel VALLE MUÑOZ	ESP	SP57 AIT RACING TEAM	YAMAHA	1	1:48.363	16 Laps					

Published at:

Track Status: **DRY**

Director de Carrera:	Jefe de Cronometraje:
----------------------	-----------------------

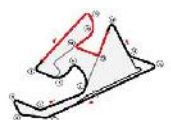




Supersport
CAMPEONATO DE ESPAÑA DE SUPERBIKE
Carrera 1

Lap Chart

No	Pos	Grid	Lap																
			1	2	3	4	5	6	7	8	9	10	11	12	13	14	15	16	17
99	1	99	99	99	99	99	99	99	99	99	99	99	99	99	99	99	99	99	99
10	2	10	33	12	12	12	12	12	7	7	7	12	12	10	10	10	10	10	10
12	3	12	12	7	7	7	7	7	12	12	12	10	10	12	12	12	12	12	12
55	4	55	7	10	10	10	10	10	10	10	10	18	18	74	74	74	18	18	18
33	5	33	10	55	55	55	55	55	18	18	18	74	74	18	18	18	43	43	43
74	6	74	55	26	26	26	18	18	74	74	74	43	43	43	43	27	27	27	27
7	7	7	26	57	18	18	26	74	26	26	43	27	27	27	27	27	26	26	26
18	8	18	57	18	57	57	74	26	43	43	27	19	19	19	19	19	48	48	48
26	9	26	18	74	74	74	57	43	57	27	26	26	26	26	26	26	9	9	9
43	10	43	43	19	43	43	43	57	27	57	19	57	57	57	48	48	57	57	57
48	11	48	19	43	19	19	48	48	48	19	57	48	48	48	57	57	95	95	95
57	12	57	74	6	48	48	19	19	48	48	9	9	9	9	9	71	71	71	71
19	13	19	6	9	6	9	27	27	9	9	9	95	95	95	95	95	52	52	52
95	14	95	48	48	9	27	9	9	95	95	95	71	71	71	71	71	15	15	15
9	15	9	9	27	27	95	95	95	52	71	71	52	52	52	52	52	21	21	21
76	16	76	95	95	95	52	52	52	71	52	52	15	15	15	15	15	41	41	41
81	17	81	27	81	52	71	71	71	15	15	15	91	21	21	21	21	91	93	93
6	18	6	71	71	71	15	15	15	55	41	91	21	91	91	91	91	93	91	91
8	19	8	81	52	15	41	41	41	21	91	41	41	41	41	41	41	29	29	29
71	20	71	49	49	41	91	91	91	41	93	21	93	93	93	93	93	97	97	97
27	21	27	52	15	93	21	21	21	91	21	93	29	29	29	29	29	89	89	89
49	23	49	76	64	91	93	93	93	93	29	29	25	25	97	97	97	45	45	45
52	24	52	15	21	21	29	29	29	29	55	25	97	97	89	89	89			
64	25	64	93	93	29	97	97	97	97	25	97	89	89	45	45	45			
15	26	15	64	8	97	25	25	25	25	97	89	45	45						
93	27	93	8	41	25	89	89	89	89	89	45								
91	28	91	21	91	89	45	45	45	45										
21	29	21	41	97	45														
41	30	41	91	29															
97	31	97	97	25															
25	32	25	25	89															
89	33	89	89	29	45														
45	34	45	89																
29		29	45																





Supersport

CAMPEONATO DE ESPAÑA DE SUPERBIKE

Carrera 1

Best Sector Times

Sector 1			Sector 2			Sector 3			Ideal Lap	Best Lap
Pos	No Rider	Time	No Rider	Time	No Rider	Time	Pos	No Rider		
1	99 O.GUTIERREZ IGLESIAS	27.162	99 O.GUTIERREZ IGLESIAS	36.646	12 B.GOMEZ RUS	38.025	1	99 O.GUTIERREZ IGLESIAS	1:41.852	1:42.056 (1)
2	12 B.GOMEZ RUS	27.267	7 K.SMITH	36.871	99 O.GUTIERREZ IGLESIAS	38.044	2	12 B.GOMEZ RUS	1:42.336	1:42.555 (2)
3	10 D.SANCHIS MARTINEZ	27.353	12 B.GOMEZ RUS	37.044	33 D.VALLE MUÑOZ	38.080	3	7 K.SMITH	1:42.416	1:42.641 (3)
4	55 Y.MONTELLA	27.354	55 Y.MONTELLA	37.078	7 K.SMITH	38.176	4	10 D.SANCHIS MARTINEZ	1:42.877	1:43.066 (4)
5	7 K.SMITH	27.369	33 D.VALLE MUÑOZ	37.097	10 D.SANCHIS MARTINEZ	38.363	5	55 Y.MONTELLA	1:43.018	1:43.087 (5)
6	48 N.ROIG MARTINEZ	27.427	10 D.SANCHIS MARTINEZ	37.161	74 F.CASAS PENDON	38.520	6	74 F.CASAS PENDON	1:43.235	1:43.450 (6)
7	74 F.CASAS PENDON	27.469	18 A.VIU COTOLI	37.226	55 Y.MONTELLA	38.586	7	18 A.VIU COTOLI	1:43.440	1:43.617 (7)
8	9 F.GOMEZ REQUENA	27.473	74 F.CASAS PENDON	37.246	26 A.VERDOIA	38.606	8	48 N.ROIG MARTINEZ	1:43.777	1:44.160 (11)
9	95 V.TAKALA	27.502	43 S.JESPERSEN	37.530	49 A.PEREZ VIADEL	38.630	9	43 S.JESPERSEN	1:43.781	1:44.135 (9)
10	6 P.GALANG HENDRA	27.509	57 K.KOSKINEN	37.566	43 S.JESPERSEN	38.639	10	57 K.KOSKINEN	1:43.911	1:43.911 (8)
11	57 K.KOSKINEN	27.515	48 N.ROIG MARTINEZ	37.600	18 A.VIU COTOLI	38.658	11	19 J.DIAZ CORBELLA	1:43.970	1:44.281 (14)
12	18 A.VIU COTOLI	27.556	19 J.DIAZ CORBELLA	37.634	71 K.PATOVA	38.667	12	9 F.GOMEZ REQUENA	1:44.003	1:44.412 (15)
13	43 S.JESPERSEN	27.612	95 V.TAKALA	37.635	27 A.BORNER PAMIES	38.692	13	27 A.BORNER PAMIES	1:44.014	1:44.204 (12)
14	19 J.DIAZ CORBELLA	27.620	27 A.BORNER PAMIES	37.695	19 J.DIAZ CORBELLA	38.716	14	95 V.TAKALA	1:44.027	1:44.234 (13)
15	27 A.BORNER PAMIES	27.627	26 A.VERDOIA	37.699	9 F.GOMEZ REQUENA	38.736	15	26 A.VERDOIA	1:44.030	1:44.142 (10)
16	71 K.PATOVA	27.693	81 F.NASSI	37.752	48 N.ROIG MARTINEZ	38.750	16	6 P.GALANG HENDRA	1:44.081	1:44.737 (17)
17	26 A.VERDOIA	27.725	71 K.PATOVA	37.758	6 P.GALANG HENDRA	38.789	17	71 K.PATOVA	1:44.118	1:44.472 (16)
18	64 D.FABRI	27.727	6 P.GALANG HENDRA	37.783	57 K.KOSKINEN	38.830	18	81 F.NASSI	1:44.512	1:44.994 (19)
19	81 F.NASSI	27.918	9 F.GOMEZ REQUENA	37.794	81 F.NASSI	38.842	19	49 A.PEREZ VIADEL	1:44.648	1:45.773 (21)
20	52 G.ERILL TRALLERO	27.952	15 T.SIGVARTSEN	37.893	52 G.ERILL TRALLERO	38.863	20	52 G.ERILL TRALLERO	1:44.773	1:45.021 (20)
21	76 J.GIRAL ROMERO	27.973	49 A.PEREZ VIADEL	37.935	95 V.TAKALA	38.890	21	15 T.SIGVARTSEN	1:44.880	1:44.951 (18)
22	15 T.SIGVARTSEN	28.054	52 G.ERILL TRALLERO	37.958	15 T.SIGVARTSEN	38.933	22	21 E.MONTERO HUERTA	1:45.403	1:45.783 (22)
23	49 A.PEREZ VIADEL	28.083	8 E.MORILLAS CUENCA	38.065	21 E.MONTERO HUERTA	39.184	23	64 D.FABRI	1:45.636	1:46.930 (26)
24	41 A.GONZALEZ CIO	28.101	21 E.MONTERO HUERTA	38.097	93 M.POULSEN	39.428	24	91 M.FLOROV	1:45.858	1:46.088 (23)
25	21 E.MONTERO HUERTA	28.122	91 M.FLOROV	38.254	91 M.FLOROV	39.467	25	93 M.POULSEN	1:46.045	1:46.125 (24)
26	91 M.FLOROV	28.137	93 M.POULSEN	38.394	64 D.FABRI	39.506	26	8 E.MORILLAS CUENCA	1:46.120	1:47.373 (28)
27	93 M.POULSEN	28.223	64 D.FABRI	38.403	29 J.NUÑEZ SANCHEZ	39.524	27	41 A.GONZALEZ CIO	1:46.124	1:46.306 (25)
28	8 E.MORILLAS CUENCA	28.389	41 A.GONZALEZ CIO	38.468	41 A.GONZALEZ CIO	39.555	28	29 J.NUÑEZ SANCHEZ	1:46.705	1:47.279 (27)
29	29 J.NUÑEZ SANCHEZ	28.486	29 J.NUÑEZ SANCHEZ	38.695	76 J.GIRAL ROMERO	39.608	29	76 J.GIRAL ROMERO	1:47.136	
30	25 J.DAVIS	28.839	97 L.EDGELEY	38.996	8 E.MORILLAS CUENCA	39.666	30	25 J.DAVIS	1:48.064	1:48.122 (29)
31	97 L.EDGELEY	28.934	25 J.DAVIS	39.012	25 J.DAVIS	40.213	31	97 L.EDGELEY	1:48.284	1:48.284 (30)
32	45 J.SOTO PEREZ	29.050	76 J.GIRAL ROMERO	39.555	97 L.EDGELEY	40.354	32	45 J.SOTO PEREZ	1:49.392	1:49.580 (31)
33	89 A.MOLINA GARRIDO	29.150	89 A.MOLINA GARRIDO	39.708	45 J.SOTO PEREZ	40.516	33	89 A.MOLINA GARRIDO	1:49.571	1:49.911 (32)





Supersport

CAMPEONATO DE ESPAÑA DE SUPERBIKE

Carrera 1

Best Top Speed

No Rider	Team	Class	Top 1		Top 2		Top 3		Top 4		Top 5		Avg
			Kph	Lap	Kph	Lap	Kph	Lap	Kph	Lap	Kph	Lap	
74 Ferran CASAS PENDON	MDR SPAIN CIRCUITS	Supersport	259.6	2	256.5	3	252.9	5	252.3	11	250.6	10	254,4
48 Nil ROIG MARTINEZ	GASSS RACING TEAM	Open600	257.8	2	257.1	7	255.9	12	255.9	3	254.7	15	256,3
19 Joan DIAZ CORBELLA	H43 TEAM NOBBY TALASUR-BLUMAG	Supersport	257.1	11	254.7	8	252.9	10	251.7	2	251.2	5	253,5
9 Francisco GOMEZ REQUENGM FUEL - VRC TEAM		Open600	255.9	3	255.3	11	254.7	10	252.9	2	252.3	5	254,2
57 Kenny KOSKINEN	KALLIO RACING JUNIOR TEAM	Supersport	254.1	7	252.9	6	252.3	12	251.7	2	251.7	5	252,5
43 Simon JESPERSEN	MDS RACING	Open600	253.5	7	253.5	8	252.3	3	251.2	5	250.0	16	252,1
95 Vertti TAKALA	KALLIO RACING JUNIOR TEAM	Supersport	252.9	3	250.6	2	250.0	6	249.4	5	249.4	16	250,5
27 Alex BORNER PAMIES	EASYRACE TEAM	Supersport	252.3	9	252.3	4	251.2	2	251.2	3	250.6	8	251,5
52 Guillem ERILL TRALLERO	DEZA ? ISMABON RACING TEAM	Supersport	252.3	3	251.2	2	247.7	4	247.1	11	246.6	9	249,0
55 Yari MONTELLA	MRE TALENT	Open600	252.3	5	248.8	3	247.7	2	245.5	4	244.3	7	247,7
6 Pratama GALANG HENDRA	BLU CRU WORLDSSP BY MS RACING	Open600	251.7	3	246.6	2	206.5	1					234,9
18 Aleix VIU COTOLI	EASYRACE TEAM	Supersport	251.7	14	250.6	2	250.6	15	250.0	17	249.4	3	250,5
26 Andy VERDOIA	BLU CRU WORLDSSP BY MS RACING	Open600	251.7	7	251.7	11	251.7	16	251.2	12	251.2	2	251,5
81 Felix NASSI	MDR SPAIN CIRCUITS	Supersport	251.2	2	209.3	1							230,3
10 David SANCHIS MARTINEZH43		Supersport	250.6	2	250.0	3	250.0	4	249.4	6	248.8	8	249,8
41 Alexis GONZALEZ CIO	XCTECH	Supersport	250.6	3	250.0	2	248.3	12	247.7	8	246.6	11	248,6
7 Kyle David SMITH	DR7 HMAX	Supersport	249.4	2	247.7	6	247.7	7	246.6	9	246.0	5	247,5
12 Borja GOMEZ RUS	POLI-SPORT RACING	Supersport	249.4	2	246.6	4	246.0	8	245.5	13	245.5	6	246,6
21 Eduardo MONTERO HUERTDR7 HMAX		Open600	248.8	5	248.3	10	247.1	6	246.6	4	245.5	9	247,3
71 Kimi PATOVA	RAM RACING YAMAHA	Supersport	248.8	8	248.8	14	247.1	2	246.0	5	245.5	3	247,2
93 Mathias POULSEN	MDS RACING	Open600	248.8	8	248.8	2	247.7	5	247.1	16	247.1	4	247,9
99 Oscar GUTIERREZ IGLESIA	ANDOTRANS TEAM TORRENTÓ	Supersport	247.1	4	247.1	8	246.6	3	246.6	5	246.0	2	246,7
15 Thomas SIGVARTSEN	H43 TEAM NOBBY	Supersport	246.6	2	246.6	4	246.0	11	246.0	7	245.5	8	246,1
29 Juan Jose NUÑEZ SANCHESP57 RACING TEAM		Open600	246.0	3	245.5	4	244.9	5	243.2	7	242.7	6	244,5
97 Laurence EDGELEY	TEAM EDGE RST RACING	Open600	246.0	2	244.3	15	240.5	6	240.5	5	240.0	8	242,3
49 Alex PEREZ VIADEL	DR7 HMAX	Open600	245.5	2	207.7	1							226,6
91 Mihail FLOROV	YAMAHA STRATOS	Supersport	244.9	3	244.3	8	244.3	2	243.8	4	242.2	6	243,9
64 Davide FABRI	H43 TEAM NOBBY-TALASUR-BLUMAG	Supersport	242.2	2	209.7	1							226,0
25 Jamie DAVIS	PINAMOTO RS	Open600	241.6	4	241.6	5	241.1	2	241.1	8	240.5	6	241,2
45 Juan Manuel SOTO PEREZ PINAMOTO RS		Open600	240.0	15	237.4	13	237.4	8	236.3	7	236.3	4	237,5
89 Antonio MOLINA GARRIDO	ARCO-MOTOR UNIVERSITY TEAM	Open600	238.4	5	237.9	6	236.8	2	236.8	4	235.8	3	237,1
8 Erik MORILLAS CUENCA	THE MAGIC RACING	Supersport	231.8	2	199.3	1							215,6
76 Julian GIRAL ROMERO	FIFTY MOTORSPORT	Open600	208.1	1									208,1
33 Daniel VALLE MUÑOZ	SP57 AIT RACING TEAM	Supersport	205.7	1									205,7





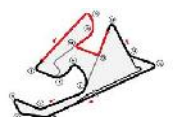
Supersport

CAMPEONATO DE ESPAÑA DE SUPERBIKE

Carrera 1

Fastest Lap Sequence

Elapsed	No	Rider	Team	Bike	Class	Time	Kph	Lap
3:29.890	99	Oscar GUTIERREZ IGLESIAS	ANDOTRANS TEAM TORRENTÓ	YAMAHA	Superspor	1:42.128	138.6	2
5:11.946	99	Oscar GUTIERREZ IGLESIAS	ANDOTRANS TEAM TORRENTÓ	YAMAHA	Superspor	1:42.056	138.7	3





Supersport

CAMPEONATO DE ESPAÑA DE SUPERBIKE

Carrera 1

Analysis by lap

Lapped

No	Lap Time	Gap	No	Lap Time	Gap	No	Lap Time	Gap	No	Lap Time	Gap	No	Lap Time	Gap
12	1:43.368	1.405	45	1:52.556	1 Lap	43	1:44.135	21.968	45	1:51.114	1 Lap			
10	1:43.173	2.503	74	1:43.681	13.851	27	1:44.571	24.075	71	1:46.706	39.761			
18	1:43.839	12.152	18	1:44.241	14.010	19	1:44.554	24.287	52	1:45.882	44.828			
74	1:43.796	12.368	43	1:44.249	19.512	26	1:44.378	26.534	15	1:47.257	46.722			
43	1:44.280	17.218	27	1:44.517	21.022	48	1:44.444	26.802	21	1:46.603	1:03.882			
27	1:44.402	18.112	19	1:44.289	21.297	57	1:44.766	27.327	41	1:46.565	1:06.870			
19	1:44.682	18.896	26	1:45.077	23.313	9	1:44.605	27.601	93	1:47.276	1:09.605			
26	1:45.368	19.338	57	1:45.056	23.595	95	1:45.266	30.810	91	1:53.593	1:15.662			
57	1:45.357	19.663	48	1:45.043	23.805	71	1:45.147	33.160	29	1:49.752	1:33.642			
48	1:45.187	19.864	9	1:45.003	24.155	52	1:45.602	38.484						
9	1:45.288	20.345	95	1:44.817	27.273	15	1:44.951	39.460						
95	1:44.520	23.851	71	1:44.730	29.273	21	1:46.626	56.974	Lap 17					
71	1:44.679	25.870	52	1:45.428	33.302	91	1:47.440	58.426	7	1:44.303				
52	1:45.695	28.512	15	1:45.475	35.452	41	1:46.996	59.128	97	1:50.562	1 Lap			
15	1:45.509	30.350	21	1:46.117	49.925	93	1:46.944	1:01.895	10	1:44.284	4.071			
91	1:46.088	43.424	91	1:46.413	50.467	29	1:48.794	1:18.889	12	1:46.890	10.017			
21	1:45.953	43.879	41	1:47.062	51.494	97	1:48.748	1:30.934	18	1:45.583	19.933			
41	1:46.621	44.237	93	1:47.605	53.815				43	1:45.860	25.682			
93	1:47.838	45.945	29	1:48.792	1:07.483	Lap 15								
29	1:48.416	56.341	97	1:49.472	1:18.828	7	1:42.951		27	1:45.209	28.528			
25	1:50.213	1:04.728	89	1:50.053	1:39.036	10	1:43.482	4.150	26	1:44.502	29.746			
97	1:49.525	1:05.741				12	1:43.823	5.852	48	1:44.528	30.453			
89	1:51.064	1:24.715	Lap 13				89	1:52.383	1 Lap	89	1:52.648	1 Lap		
45	1:50.660	1:39.968	7	1:42.831		18	1:44.104	17.376	9	1:44.412	30.602			
Lap 11				10	1:43.208	3.371	43	1:44.226	23.243	57	1:47.205	34.233		
7	1:43.046		12	1:43.705	4.065	27	1:44.802	25.926	95	1:46.156	37.175			
12	1:43.702	2.061	45	1:49.921	1 Lap	45	1:49.580	1 Lap	71	1:46.731	42.189			
10	1:43.066	2.523	74	1:43.498	14.518	26	1:44.957	28.540	45	1:51.280	1 Lap			
18	1:43.786	12.892	18	1:44.035	15.214	48	1:45.136	28.987	52	1:45.021	45.546			
74	1:43.971	13.293	43	1:44.284	20.965	9	1:44.800	29.450	15	1:46.873	49.292			
43	1:44.214	18.386	27	1:44.445	22.636	57	1:45.289	29.665	21	1:46.381	1:05.960			
27	1:44.562	19.628	19	1:44.399	22.865	95	1:45.556	33.415	41	1:47.309	1:09.876			
19	1:44.281	20.131	26	1:44.806	25.288	71	1:46.352	36.561	93	1:47.287	1:12.589			
26	1:45.067	21.359	48	1:44.516	25.490	52	1:46.919	42.452	91	1:58.380	1:29.739			
57	1:45.045	21.662	57	1:44.929	25.693	15	1:46.462	42.971	29	1:49.547	1:38.886			
48	1:45.067	21.885	9	1:44.804	26.128	21	1:46.762	1:00.785						
9	1:44.976	22.275	95	1:44.234	28.676	41	1:47.634	1:03.811						
95	1:44.774	25.579	71	1:44.703	31.145	91	1:50.100	1:05.575						
71	1:44.842	27.666	52	1:45.543	36.014	93	1:46.891	1:05.835						
52	1:45.531	30.997	15	1:45.020	37.641	29	1:51.458	1:27.396						
15	1:45.796	33.100	21	1:46.386	53.480	97	1:49.687	1:37.670						
21	1:46.098	46.931	91	1:46.482	54.118	Lap 16								
91	1:46.799	47.177	41	1:46.601	55.264	7	1:43.506							
41	1:46.364	47.555	93	1:47.099	58.083	10	1:43.446	4.090						
93	1:46.434	49.333	29	1:48.575	1:13.227	12	1:45.084	7.430						
29	1:48.519	1:01.814	97	1:49.321	1:25.318	18	1:44.783	18.653						
25	1:49.926	1:11.608	Lap 14				89	1:50.795	1 Lap					
97	1:49.784	1:12.479	7	1:43.132		43	1:44.388	24.125						
89	1:50.437	1:32.106	10	1:43.380	3.619	27	1:45.202	27.622						
Lap 12				12	1:44.047	4.980	26	1:44.513	29.547					
7	1:43.123		89	1:52.436	1 Lap	48	1:44.747	30.228						
10	1:43.594	2.994	74	1:43.697	15.083	9	1:44.549	30.493						
12	1:44.253	3.191	18	1:44.141	16.223	57	1:45.172	31.331						
			45	1:51.576	1 Lap	95	1:45.413	35.322						





Supersport

CAMPEONATO DE ESPAÑA DE SUPERBIKE

Carrera 1

Sector Analysis

_ Invalidated Lap							■ Personal Best							■ Session Best							B Crossing the pit lane																																																																																																								
Lap	Time	Sector 1	Sector 2	Sector 3	T.Sp	Elapsed	Lap	Time	Sector 1	Sector 2	Sector 3	T.Sp	Elapsed	Lap	Time	Sector 1	Sector 2	Sector 3	T.Sp	Elapsed	Lap	Time	Sector 1	Sector 2	Sector 3	T.Sp	Elapsed																																																																																																		
6 Pratama GALANG HENDRA INA							BLU CRU WORLDSSP BY MS RACIN YAMAHA							4 1:43.313 27.504 37.210 38.599 250.0 6:59.201							5 1:43.148 27.511 37.200 38.437 248.3 8:42.349																																																																																																								
1	1:52.356	35.323	38.150	38.883	206.5	1:52.356	6	1:43.136	27.507	37.266	38.363	249.4	10:25.485	7	1:43.398	27.522	37.389	38.487	248.8	12:08.883	8	1:43.325	27.474	37.338	38.513	248.8	13:52.208	9	1:43.177	27.442	37.328	38.407	247.1	15:35.385	10	1:43.173	27.408	37.251	38.514	248.3	17:18.558	11	1:43.066	27.368	37.335	38.363	247.7	19:01.624	12	1:43.594	27.353	37.552	38.689	248.8	20:45.218	13	1:43.208	27.523	37.237	38.448	246.0	22:28.426	14	1:43.380	27.512	37.327	38.541	247.1	24:11.806	15	1:43.482	27.668	37.363	38.451	244.9	25:55.288	16	1:43.446	27.535	37.373	38.538	246.6	27:38.734	17	1:44.284	27.868	37.749	38.667	246.6	29:23.018																																			
7 Kyle David SMITH GBR							DR7 HMAX YAMAHA							12 Borja GOMEZ RUS ESP							POLI-SPORT RACING YAMAHA																																																																																																								
1	1:49.197	33.753	37.128	38.316	205.7	1:49.197	1	1:48.556	33.310	37.221	38.025	204.5	1:48.556	2	1:42.555	27.332	37.044	38.179	249.4	3:31.111	3	1:42.783	27.313	37.087	38.383	245.5	5:13.894	4	1:42.845	27.267	37.197	38.381	246.6	6:56.739	5	1:43.238	27.348	37.485	38.405	245.5	8:39.977	6	1:43.402	27.515	37.445	38.442	245.5	10:23.379	7	1:43.685	27.574	37.781	38.330	244.9	12:07.064	8	1:43.439	27.363	37.484	38.592	246.0	13:50.503	9	1:43.589	27.425	37.478	38.686	243.8	15:34.092	10	1:43.368	27.347	37.439	38.582	244.3	17:17.460	11	1:43.702	27.500	37.532	38.670	244.9	19:01.162	12	1:44.253	27.580	37.589	39.084	243.8	20:45.415	13	1:43.705	27.639	37.418	38.648	245.5	22:29.120	14	1:44.047	27.636	37.400	39.011	242.7	24:13.167	15	1:43.823	27.571	37.542	38.710	243.8	25:56.990	16	1:45.084	27.728	38.154	39.202	243.2	27:42.074	17	1:46.890	28.181	39.101	39.608	241.6	29:28.964
8 Erik MORILLAS CUENCA ESP							THE MAGIC RACING YAMAHA							15 Thomas SIGVARTSEN NOR							H43 TEAM NOBBY YAMAHA																																																																																																								
1	1:56.685	37.557	39.459	39.669	199.3	1:56.685	1	1:55.755	36.893	39.160	39.702	214.7	1:55.755	2	1:46.838	29.273	38.271	39.294	246.6	3:42.593	3	1:45.726	28.361	38.193	39.172	244.3	5:28.319	4	1:45.661	28.368	37.976	39.317	246.6	7:13.980	5	1:45.547	28.248	38.138	39.161	244.9	8:59.527	6	1:45.277	28.128	38.069	39.080	245.5	10:44.804	7	1:45.325	28.065	37.970	39.290	246.0	12:30.129	8	1:45.110	28.070	37.910	39.130	245.5	14:15.239	9	1:45.657	28.374	38.192	39.091	244.9	16:00.896	10	1:45.509	28.094	38.146	39.269	245.5	17:46.405	11	1:45.796	28.285	38.060	39.451	246.0	19:32.201	12	1:45.475	28.396	38.043	39.036	242.7	21:17.676	13	1:45.020	28.149	37.938	38.933	244.9	23:02.696	14	1:44.951	28.054	37.893	39.004	244.3	24:47.647	15	1:46.462	28.057	39.160	39.245	244.3	26:34.109	16	1:47.257	28.611	38.668	39.978	243.2	28:21.366	17	1:46.873	28.558	38.711	39.604	242.7	30:08.239
9 Francisco GOMEZ REQUENA ESP							GM FUEL - VRC TEAM YAMAHA							18 Aleix VIU COTOLI ESP							EASYPACE TEAM YAMAHA																																																																																																								
1	1:53.215	35.462	38.387	39.366	206.5	1:53.215	1	1:49.581	33.469	37.479	38.633	204.5	1:49.581	2	1:43.116	27.444	37.161	38.511	250.6	3:32.697	3	1:43.191	27.523	37.235	38.433	250.0	5:15.888																																																																																																		
10 David SANCHIS MARTINEZ ESP							H43 YAMAHA																																																																																																																						
1	1:49.581	33.469	37.479	38.633	204.5	1:49.581																																																																																																																							





Supersport

CAMPEONATO DE ESPAÑA DE SUPERBIKE

Carrera 1

Sector Analysis

_ Invalidated Lap							■ Personal Best		■ Session Best		■ Crossing the pit lane			
Lap	Time	Sector 1	Sector 2	Sector 3	T.Sp	Elapsed	Lap	Time	Sector 1	Sector 2	Sector 3	T.Sp	Elapsed	
19	Joan DIAZ CORBELLA						ESP							
H43 TEAM NOBBY TALASUR-BLUM/							YAMAHA							
1	1:52.079	35.018	38.185	38.876	210.1	1:52.079								
2	1:44.434	27.797	37.634	39.003	251.7	3:36.513								
3	1:44.713	27.925	37.650	39.138	248.3	5:21.226								
4	1:44.481	27.773	37.811	38.897	244.3	7:05.707								
5	1:44.854	28.108	37.851	38.895	251.2	8:50.561								
6	1:44.755	27.849	37.944	38.962	251.2	10:35.316								
7	1:45.523	27.850	38.500	39.173	251.2	12:20.839								
8	1:44.808	27.706	37.912	39.190	254.7	14:05.647								
9	1:44.622	27.620	37.985	39.017	251.2	15:50.269								
10	1:44.682	27.889	37.935	38.858	252.9	17:34.951								
11	1:44.281	27.829	37.637	38.815	257.1	19:19.232								
12	1:44.289	27.832	37.741	38.716	250.6	21:03.521								
13	1:44.399	27.784	37.815	38.800	248.8	22:47.920								
14	1:44.554	27.937	37.787	38.830	249.4	24:32.474								
26	Andy VERDOIA						FRA							
BLU CRU WORLDSSP BY MS RACIN							YAMAHA							
1	1:50.780	33.977	38.011	38.792	204.5	1:50.780								
2	1:44.142	27.725	37.811	38.606	251.2	3:34.922								
3	1:44.526	27.813	37.873	38.840	249.4	5:19.448								
4	1:44.851	27.888	37.932	39.031	250.0	7:04.299								
5	1:45.058	27.840	38.271	38.947	250.6	8:49.357								
6	1:45.112	27.913	38.218	38.981	248.3	10:34.469								
7	1:44.867	27.965	37.915	38.987	251.7	12:19.336								
8	1:45.090	28.079	37.911	39.100	250.6	14:04.426								
9	1:45.599	27.942	38.329	39.328	248.8	15:50.025								
10	1:45.368	28.021	38.398	38.949	250.0	17:35.393								
11	1:45.067	28.035	38.112	38.920	251.7	19:20.460								
12	1:45.077	27.969	38.113	38.995	251.2	21:05.537								
13	1:44.806	27.937	37.878	38.991	249.4	22:50.343								
14	1:44.378	27.743	37.723	38.912	248.8	24:34.721								
15	1:44.957	27.836	38.196	38.925	251.2	26:19.678								
16	1:44.513	27.900	37.801	38.812	251.7	28:04.191								
17	1:44.502	27.805	37.699	38.998	249.4	29:48.693								
27	Alex BORNER PAMIES						GER							
EASYPACE TEAM							YAMAHA							
1	1:53.891	35.851	38.824	39.216	208.9	1:53.891								
2	1:44.633	27.812	37.927	38.894	251.2	3:38.524								
3	1:44.217	27.627	37.701	38.889	251.2	5:22.741								
4	1:44.544	27.703	37.973	38.868	252.3	7:07.285								
5	1:44.253	27.762	37.799	38.692	242.7	8:51.538								
6	1:44.204	27.742	37.729	38.733	248.8	10:35.742								
7	1:44.638	27.703	37.975	38.960	250.6	12:20.380								
8	1:44.515	27.702	37.955	38.858	250.6	14:04.895								
9	1:44.870	27.763	38.282	38.825	252.3	15:49.765								
10	1:44.402	27.644	37.878	38.880	248.8	17:34.167								
11	1:44.562	27.835	37.805	38.922	249.4	19:18.729								
12	1:44.517	28.104	37.695	38.718	248.3	21:03.246								
13	1:44.445	27.835	37.871	38.739	247.7	22:47.691								
14	1:44.571	27.877	37.871	38.823	247.1	24:32.262								
15	1:44.802	27.999	38.010	38.793	247.7	26:17.064								
16	1:45.202	28.091	38.124	38.987	247.1	28:02.266								
17	1:45.209	27.931	37.849	39.429	246.0	29:47.475								
29	Juan Jose NUÑEZ SANCHEZ						ESP							
SP57 RACING TEAM							YAMAHA							
1	2:00.181	39.021	39.575	41.585	217.7	2:00.181								
2	1:47.813	28.858	38.970	39.985	233.8	3:47.994								
3	1:48.301	28.486	39.142	40.673	246.0	5:36.295								
25	Jamie DAVIS						GBR							
PINAMOTO RS							YAMAHA							





Supersport

CAMPEONATO DE ESPAÑA DE SUPERBIKE

Carrera 1

Sector Analysis

— Invalidated Lap Personal Best Session Best **B** Crossing the pit lane

Lap	Time	Sector 1	Sector 2	Sector 3	T.Spd	Elapsed	Lap	Time	Sector 1	Sector 2	Sector 3	T.Spd	Elapsed
3	1:47.497	28.170	38.933	40.394	244.9	5:32.201							
4	1:46.941	28.790	38.358	39.793	243.8	7:19.142							
5	1:46.225	28.137	38.434	39.654	241.1	9:05.367							
6	1:46.617	28.636	38.330	39.651	242.2	10:51.984							
7	1:46.904	28.241	38.847	39.816	240.0	12:38.888							
8	1:47.159	28.422	38.707	40.030	244.3	14:26.047							
9	1:47.344	28.416	39.033	39.895	240.0	16:13.391							
10	1:46.088	28.367	38.254	39.467	238.9	17:59.479							
11	1:46.799	28.247	38.313	40.239	237.4	19:46.278							
12	1:46.413	28.551	38.276	39.586	241.1	21:32.691							
13	1:46.482	28.360	38.306	39.816	236.8	23:19.173							
14	1:47.440	28.557	38.428	40.455	228.8	25:06.613							
15	1:50.100	29.425	39.426	41.249	215.1	26:56.713							
16	1:53.593	30.080	40.867	42.646	210.9	28:50.306							
17	1:58.380	31.280	41.513	45.587	200.4	30:48.686							

93	Mathias POULSEN	DEN				
	MDS RACING	HONDA				
1	1:56.567	37.257	39.293	40.017	205.7	1:56.567
2	1:47.241	28.767	38.418	40.056	248.8	3:43.808
3	1:48.090	28.424	39.394	40.272	236.3	5:31.898
4	1:48.413	28.947	39.031	40.435	247.1	7:20.311
5	1:46.187	28.336	38.423	39.428	247.7	9:06.498
6	1:46.125	28.223	38.394	39.508	247.1	10:52.623
7	1:46.773	28.428	38.396	39.949	240.0	12:39.396
8	1:46.900	28.334	38.759	39.807	248.8	14:26.296
9	1:47.866	28.470	39.156	40.240	235.8	16:14.162
10	1:47.838	28.474	39.802	39.562	241.1	18:02.000
11	1:46.434	28.343	38.520	39.571	246.0	19:48.434
12	1:47.605	28.632	39.257	39.716	245.5	21:36.039
13	1:47.099	28.638	38.671	39.790	245.5	23:23.138
14	1:46.944	28.653	38.566	39.725	244.9	25:10.082
15	1:46.891	28.520	38.689	39.682	246.6	26:56.973
16	1:47.276	28.607	38.863	39.806	247.1	28:44.249
17	1:47.287	28.633	38.854	39.800	245.5	30:31.536

95	Vertti TAKALA	FIN				
	KALLIO RACING JUNIOR TEAM	YAMAHA				
1	1:53.646	35.561	38.893	39.192	206.1	1:53.646
2	1:45.141	27.715	38.098	39.328	250.6	3:38.787
3	1:45.312	28.275	38.124	38.913	252.9	5:24.099
4	1:44.608	27.712	37.756	39.140	248.8	7:08.707
5	1:44.493	27.502	37.811	39.180	249.4	8:53.200
6	1:46.954	30.061	37.819	39.074	250.0	10:40.154
7	1:44.821	27.623	38.042	39.156	248.8	12:24.975
8	1:45.799	28.822	37.894	39.083	247.1	14:10.774
9	1:44.612	27.833	37.635	39.144	247.7	15:55.386
10	1:44.520	27.680	37.754	39.086	248.3	17:39.906
11	1:44.774	27.572	37.889	39.313	248.3	19:24.680
12	1:44.817	27.788	37.922	39.107	247.7	21:09.497
13	1:44.234	27.667	37.677	38.890	246.6	22:53.731
14	1:45.266	27.621	38.273	39.372	247.1	24:38.997
15	1:45.556	27.863	38.459	39.234	247.7	26:24.553
16	1:45.413	27.816	38.037	39.560	249.4	28:09.966
17	1:46.156	27.702	38.171	40.283	248.3	29:56.122

97	Laurence EDGELEY	GBR				
	TEAM EDGE RST RACING	YAMAHA				
1	1:58.822	38.053	40.116	40.653	210.1	1:58.822
2	1:48.284	28.934	38.996	40.354	246.0	3:47.106
3	1:49.333	29.146	39.143	41.044	236.3	5:36.439
4	1:49.300	29.451	39.145	40.704	226.4	7:25.739
5	1:48.947	29.201	39.345	40.401	240.5	9:14.686
6	1:49.136	29.289	39.435	40.412	240.5	11:03.822
7	1:49.268	29.368	39.371	40.529	232.8	12:53.090
8	1:49.303	29.244	39.546	40.513	240.0	14:42.393
9	1:49.878	29.706	39.681	40.491	231.8	16:32.271
10	1:49.525	29.406	39.542	40.577	238.9	18:21.796
11	1:49.784	29.482	39.618	40.684	234.3	20:11.580
12	1:49.472	29.916	39.111	40.445	233.3	22:01.052
13	1:49.321	29.279	39.588	40.454	237.4	23:50.373
14	1:48.748	29.210	39.056	40.482	239.5	25:39.121
15	1:49.687	29.380	39.684	40.623	244.3	27:28.808
16	1:50.562	29.922	39.928	40.712	231.8	29:19.370

99	Oscar GUTIERREZ IGLESIAS	ESP				
	ANDOTRANS TEAM TORRENTÓ	YAMAHA				
1	1:47.762	33.039	36.679	38.044	202.2	1:47.762
2	1:42.128	27.249	36.646	38.233	246.0	3:29.890
3	1:42.056	27.162	36.733	38.161	246.6	5:11.946
4	1:42.306	27.229	36.742	38.335	247.1	6:54.252
5	1:42.461	27.377	36.846	38.238	246.6	8:36.713
6	1:42.384	27.506	36.772	38.106	243.2	10:19.097
7	1:42.507	27.339	36.912	38.256	244.9	12:01.604
8	1:42.528	27.432	36.784	38.312	247.1	13:44.132
9	1:42.480	27.358	36.852	38.270	243.8	15:26.612

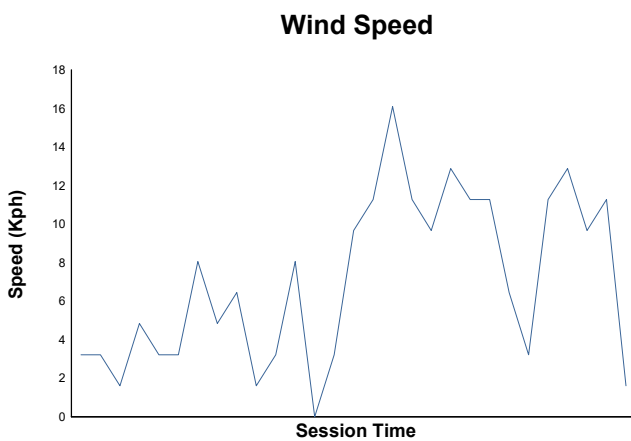
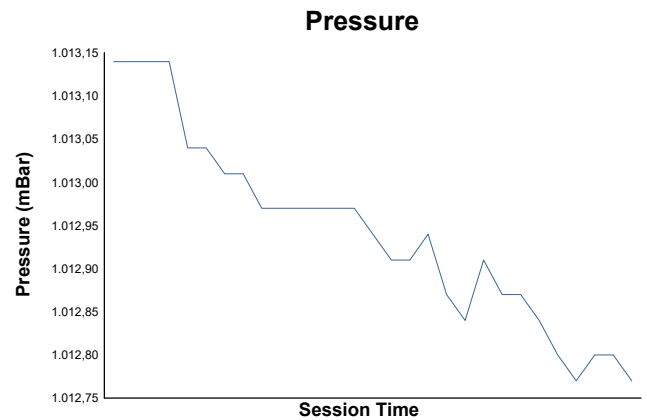
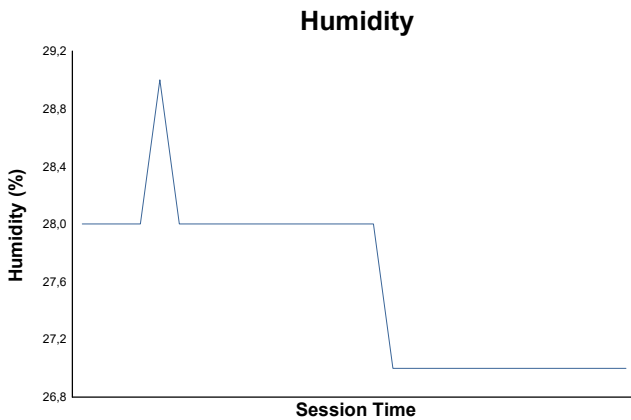
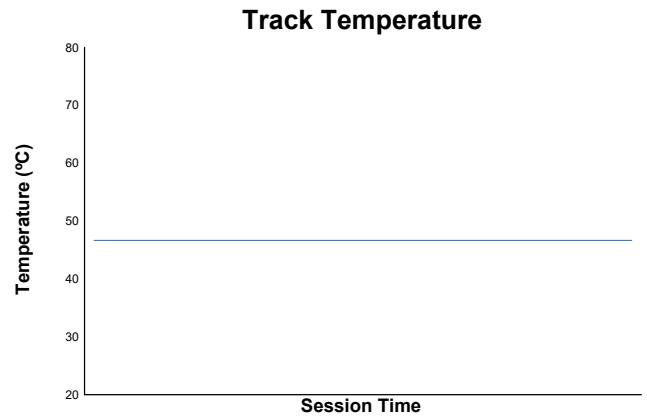
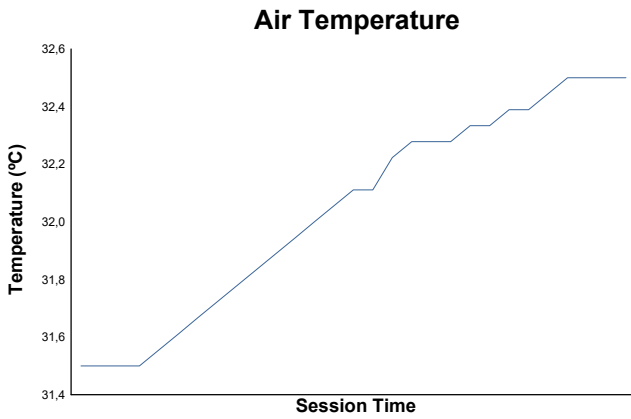




CAMPEONATO DE ESPAÑA DE SUPERBIKE

Supersport
Carrera 1

Weather Report



Track Status: **DRY**

