



SBK Junior CAMPEONATO DE ESPAÑA DE SUPERBIKE Warm-up

Classification

No	Rider	Nat	Team	Bike	Tires	Cl.	Time	Lap Total	Gap	Kph
1	10 Unai ORRADRE ABAD	ESP	YAMAHA MS RACING	YAMAHA	PIRELLI		1:52.458	5 6	-	125.9
2	83 Meikon Yuji KAWAKAMI	BRA	YAMAHA MS RACING	YAMAHA	PIRELLI		1:52.607	6 6	+0.149	125.7
3	4 Eric FERNANDEZ ROBLEDILL	ESP	TEAM SPEED RACING	KAWASAKI	PIRELLI	Kawasaki	1:53.476	6 6	+1.018	124.8
4	87 Eliton KAWAKAMI	BRA	YAMAHA MS RACING	YAMAHA	PIRELLI		1:53.626	3 6	+1.168	124.6
5	45 Felipe CORTADO MACAN	BRA	YAMAHA MS RACING	YAMAHA	PIRELLI		1:53.710	2 6	+1.252	124.5
6	78 Daniel MOGEDA VENDRELLS	ESP	TEAM SPN RACING-598	KAWASAKI	PIRELLI	Kawasaki	1:53.717	3 6	+1.259	124.5
7	5 Francesc PEREZ CASAS	ESP	ETG RACING	YAMAHA	PIRELLI		1:53.718	6 6	+1.260	124.5
8	42 Raul PEREZ ORNEDO	ESP	TEAM ALARXA RACING	KAWASAKI	PIRELLI	Kawasaki	1:53.721	5 6	+1.263	124.5
9	94 Facundo Andres LLAMBIAS R	URU	KAWASAKI PL RACING JUNIOR TEAM	KAWASAKI	PIRELLI	Kawasaki	1:53.832	4 5	+1.374	124.4
10	22 Sylvain MARKARIAN	FRA	YAMAHA MS RACING	YAMAHA	PIRELLI		1:53.873	4 6	+1.415	124.3
11	8 Carlos GIMENEZ DE TORRES	ESP	ARCO-MOTOR UNIVERSITY TEAM	YAMAHA	PIRELLI	Yamaha F	1:53.998	3 5	+1.540	124.2
12	18 Angel HEREDIA MARTINEZ	ESP	DEZA ? ISMABON RACING TEAM	KAWASAKI	PIRELLI	Kawasaki	1:54.113	4 5	+1.655	124.1
13	35 Yeray SAIZ MARQUEZ	ESP	MOTORBIKE MOYA & TECNIRACING	KAWASAKI	PIRELLI	Kawasaki	1:54.565	5 5	+2.107	123.6
14	11 Javier CORRAL ARIAS	ESP	I+DENT RACING TEAM	YAMAHA	PIRELLI	Yamaha F	1:54.686	5 5	+2.228	123.5
15	61 Iker GARCIA ABELLA	ESP	TEAM ALARXA RACING	KAWASAKI	PIRELLI	Kawasaki	1:54.713	6 6	+2.255	123.4
16	72 Yeray RUIZ RUIZ	ESP	FIFTY MOTORSPORT	KAWASAKI	PIRELLI	Kawasaki	1:54.722	6 6	+2.264	123.4
17	43 Steward GARCIA CORREA	COL	FUSION RACING TEAM	KAWASAKI	PIRELLI	Kawasaki	1:54.800	4 5	+2.342	123.3
18	28 Luis Felipe ARREDONDO GIR/	COL	KAWASAKI PL RACING JUNIOR TEAM	KAWASAKI	PIRELLI	Kawasaki	1:54.915	4 5	+2.457	123.2
19	91 Borja JIMENEZ VICENTE	ESP	POLI-SPORT RACING	KAWASAKI	PIRELLI	Kawasaki	1:55.016	5 5	+2.558	123.1
20	53 Hector YEBRA PEREZ	ESP	HYCOMPETICION TEAM	KAWASAKI	PIRELLI	Kawasaki	1:55.092	3 6	+2.634	123.0
21	39 Enzo VALENTIM GARCIA	BRA	TEAM SPN RACING-598	KAWASAKI	PIRELLI	Kawasaki	1:55.268	6 6	+2.810	122.8
22	37 Mauro GONZALEZ ROJAS	ESP	ARCO-MOTORR UNIVERSITY TEAM	YAMAHA	PIRELLI	Yamaha F	1:55.481	4 5	+3.023	122.6
23	15 Aaron GARCIA VAZQUEZ	ESP	TJT RACING	KAWASAKI	PIRELLI	Kawasaki	1:55.602	5 6	+3.144	122.5
24	81 Juan Esteban RIVERA COLOR	COL	AUSTIN RACING & VHC LIQUIMOLY	KAWASAKI	PIRELLI	Kawasaki	1:55.907	3 5	+3.449	122.2
25	24 Enrique LOPEZ NIETO	ESP	ALMA RACING TEAM	KAWASAKI	PIRELLI	Kawasaki	1:55.964	5 5	+3.506	122.1
26	38 Ola NESBAKKEN GRANSHAG	ESP	TEAM TACK KAWASAKI	KAWASAKI	PIRELLI	Kawasaki	1:56.240	3 5	+3.782	121.8
27	59 Sergio JIMENEZ GONZALEZ	ESP	I+DENT RACING TEAM	YAMAHA	PIRELLI	Yamaha F	1:56.370	3 3	+3.912	121.7
28	74 Juan Antonio CONESA BENITE	ESP	GASSS RACING TEAM	YAMAHA	PIRELLI	Yamaha F	1:56.475	4 4	+4.017	121.6
29	30 Miguel ROMAN SANCHEZ	ESP	SPEED RACING TEAM	KAWASAKI	PIRELLI	Kawasaki	1:57.061	4 5	+4.603	121.0
30	70 Miguel S. VENANCIO DUARTE	POR	MS RACING	YAMAHA	PIRELLI		1:57.253	5 5	+4.795	120.8
31	36 Juho KANTOLA	FIN	KALLIO RACING JUNIOR TEAM	KTM	PIRELLI		1:57.996	2 5	+5.538	120.0
32	23 Antonia GINARD SASTRE	ESP	TEAM SPN RACING-598	KAWASAKI	PIRELLI	Kawasaki	1:58.004	4 5	+5.546	120.0
33	56 Dayron MORILLAS ZAMORA	ESP	YAMAHA MS RACING	YAMAHA	PIRELLI		1:58.277	5 5	+5.819	119.7
34	55 Marcos LOPEZ NIETO	ESP	ALMA RACING TEAM	KAWASAKI	PIRELLI	Kawasaki	1:58.916	3 4	+6.458	119.1
35	21 Jordi RAPOSEIRAS BERENGLAND	AND	TEAM ALARXA RACING	KAWASAKI	PIRELLI	Kawasaki				
36	99 Josue SANCHEZ ARROYO	ESP	ALMA RACING TEAM	KAWASAKI	PIRELLI	Kawasaki				

Fastest Lap: Lap 5 Unai ORRADRE ABAD 1:52.458 125.9 Kph

Published at:

Track Status: **DRY**

Director de Carrera:	Jefe de Cronometraje:
----------------------	-----------------------






SBK Junior

CAMPEONATO DE ESPAÑA DE SUPERBIKE

Warm-up

Best Sector Times

Sector 1			Sector 2			Sector 3			Ideal Lap	Best Lap
Pos	No Rider	Time	No Rider	Time	No Rider	Time	Pos	No Rider		
1	10 U.ORRADRE ABAD	30.416	83 M.KAWAKAMI	39.459	10 U.ORRADRE ABAD	41.980	1	10 U.ORRADRE ABAD	1:52.303	1:52.458 (1)
2	45 F.CORTADO MACAN	30.722	4 E.FERNANDEZ ROBEDILLO	39.900	83 M.KAWAKAMI	42.084	2	83 M.KAWAKAMI	1:52.540	1:52.607 (2)
3	87 E.KAWAKAMI	30.786	10 U.ORRADRE ABAD	39.907	42 R.PEREZ ORNEDO	42.301	3	78 D.MOGEDA VENDRELLS	1:53.112	1:53.717 (6)
4	78 D.MOGEDA VENDRELLS	30.834	78 D.MOGEDA VENDRELLS	39.963	78 D.MOGEDA VENDRELLS	42.315	4	4 E.FERNANDEZ ROBEDILLO	1:53.228	1:53.476 (3)
5	4 E.FERNANDEZ ROBEDILLO	30.945	87 E.KAWAKAMI	39.971	4 E.FERNANDEZ ROBEDILLO	42.383	5	87 E.KAWAKAMI	1:53.333	1:53.626 (4)
6	42 R.PEREZ ORNEDO	30.947	5 F.PEREZ CASAS	40.029	5 F.PEREZ CASAS	42.480	6	42 R.PEREZ ORNEDO	1:53.399	1:53.721 (8)
7	94 F.LLAMBIAS ROSAS	30.973	22 S.MARKARIAN	40.056	22 S.MARKARIAN	42.536	7	5 F.PEREZ CASAS	1:53.630	1:53.718 (7)
8	83 M.KAWAKAMI	30.997	8 C.GIMENEZ DE TORRES	40.120	8 C.GIMENEZ DE TORRES	42.563	8	45 F.CORTADO MACAN	1:53.710	1:53.710 (5)
9	18 A.HEREDIA MARTINEZ	31.034	94 F.LLAMBIAS ROSAS	40.138	87 E.KAWAKAMI	42.576	9	22 S.MARKARIAN	1:53.747	1:53.873 (10)
10	72 Y.RUIZ RUIZ	31.106	42 R.PEREZ ORNEDO	40.151	45 F.CORTADO MACAN	42.579	10	94 F.LLAMBIAS ROSAS	1:53.778	1:53.832 (9)
11	5 F.PEREZ CASAS	31.121	43 S.GARCIA CORREA	40.167	18 A.HEREDIA MARTINEZ	42.580	11	18 A.HEREDIA MARTINEZ	1:53.880	1:54.113 (12)
12	28 L.ARREDONDO GIRALDO	31.137	11 J.CORRAL ARIAS	40.260	94 F.LLAMBIAS ROSAS	42.667	12	8 C.GIMENEZ DE TORRES	1:53.919	1:53.998 (11)
13	22 S.MARKARIAN	31.155	18 A.HEREDIA MARTINEZ	40.266	43 S.GARCIA CORREA	42.679	13	43 S.GARCIA CORREA	1:54.204	1:54.800 (17)
14	35 Y.SAIZ MARQUEZ	31.182	35 Y.SAIZ MARQUEZ	40.397	61 I.GARCIA ABELLA	42.802	14	11 J.CORRAL ARIAS	1:54.354	1:54.686 (14)
15	61 I.GARCIA ABELLA	31.199	45 F.CORTADO MACAN	40.409	35 Y.SAIZ MARQUEZ	42.817	15	35 Y.SAIZ MARQUEZ	1:54.396	1:54.565 (13)
16	15 A.GARCIA VAZQUEZ	31.214	28 L.ARREDONDO GIRALDO	40.584	91 B.JIMENEZ VICENTE	42.827	16	61 I.GARCIA ABELLA	1:54.591	1:54.713 (15)
17	8 C.GIMENEZ DE TORRES	31.236	61 I.GARCIA ABELLA	40.590	11 J.CORRAL ARIAS	42.845	17	28 L.ARREDONDO GIRALDO	1:54.632	1:54.915 (18)
18	53 H.YEBRA PEREZ	31.241	37 M.GONZALEZ ROJAS	40.616	39 E.VALENTIM GARCIA	42.885	18	72 Y.RUIZ RUIZ	1:54.722	1:54.722 (16)
19	11 J.CORRAL ARIAS	31.249	72 Y.RUIZ RUIZ	40.625	53 H.YEBRA PEREZ	42.890	19	53 H.YEBRA PEREZ	1:54.922	1:55.092 (20)
20	37 M.GONZALEZ ROJAS	31.308	91 B.JIMENEZ VICENTE	40.704	28 L.ARREDONDO GIRALDO	42.911	20	91 B.JIMENEZ VICENTE	1:55.016	1:55.016 (19)
21	39 E.VALENTIM GARCIA	31.346	53 H.YEBRA PEREZ	40.791	72 Y.RUIZ RUIZ	42.991	21	39 E.VALENTIM GARCIA	1:55.057	1:55.268 (21)
22	43 S.GARCIA CORREA	31.358	15 A.GARCIA VAZQUEZ	40.792	15 A.GARCIA VAZQUEZ	43.066	22	37 M.GONZALEZ ROJAS	1:55.072	1:55.481 (22)
23	91 B.JIMENEZ VICENTE	31.485	39 E.VALENTIM GARCIA	40.826	81 J.RIVERA COLORADO	43.109	23	15 A.GARCIA VAZQUEZ	1:55.072	1:55.602 (23)
24	81 J.RIVERA COLORADO	31.570	24 E.LOPEZ NIETO	40.981	37 M.GONZALEZ ROJAS	43.148	24	81 J.RIVERA COLORADO	1:55.763	1:55.907 (24)
25	38 O.NESBAKKEN GRANSNAGEN	31.673	74 J.CONESA BENITO	41.031	74 J.CONESA BENITO	43.263	25	24 E.LOPEZ NIETO	1:55.964	1:55.964 (25)
26	24 E.LOPEZ NIETO	31.698	81 J.RIVERA COLORADO	41.084	24 E.LOPEZ NIETO	43.285	26	38 O.NESBAKKEN GRANSNAGEN	1:56.240	1:56.240 (26)
27	56 D.MORILLAS ZAMORA	31.699	59 S.JIMENEZ GONZALEZ	41.140	59 S.JIMENEZ GONZALEZ	43.382	27	59 S.JIMENEZ GONZALEZ	1:56.315	1:56.370 (27)
28	59 S.JIMENEZ GONZALEZ	31.793	38 O.NESBAKKEN GRANSNAGEN	41.144	38 O.NESBAKKEN GRANSNAGEN	43.423	28	74 J.CONESA BENITO	1:56.475	1:56.475 (28)
29	30 M.ROMAN SANCHEZ	31.811	70 M.VENANCIO DUARTE	41.312	30 M.ROMAN SANCHEZ	43.551	29	30 M.ROMAN SANCHEZ	1:56.857	1:57.061 (29)
30	70 M.VENANCIO DUARTE	31.888	30 M.ROMAN SANCHEZ	41.495	36 J.KANTOLA	43.726	30	70 M.VENANCIO DUARTE	1:57.054	1:57.253 (30)
31	23 A.GINARD SASTRE	31.919	36 J.KANTOLA	41.743	70 M.VENANCIO DUARTE	43.854	31	36 J.KANTOLA	1:57.581	1:57.996 (31)
32	36 J.KANTOLA	32.112	56 D.MORILLAS ZAMORA	41.766	55 M.LOPEZ NIETO	44.153	32	23 A.GINARD SASTRE	1:57.933	1:58.004 (32)
33	74 J.CONESA BENITO	32.181	23 A.GINARD SASTRE	41.851	23 A.GINARD SASTRE	44.163	33	56 D.MORILLAS ZAMORA	1:57.973	1:58.277 (33)
34	55 M.LOPEZ NIETO	32.182	55 M.LOPEZ NIETO	42.287	56 D.MORILLAS ZAMORA	44.508	34	55 M.LOPEZ NIETO	1:58.622	1:58.916 (34)






SBK Junior CAMPEONATO DE ESPAÑA DE SUPERBIKE Warm-up

Fastest Lap Sequence

Elapsed	No Rider	Team	Bike	Class	Time	Kph	Lap
3:54.409	83 Meikon Yuji KAWAKAMI	YAMAHA MS RACING	YAMAHA		1:53.404	124.9	2
5:47.485	83 Meikon Yuji KAWAKAMI	YAMAHA MS RACING	YAMAHA		1:53.076	125.2	3
7:40.282	83 Meikon Yuji KAWAKAMI	YAMAHA MS RACING	YAMAHA		1:52.797	125.5	4
9:32.892	83 Meikon Yuji KAWAKAMI	YAMAHA MS RACING	YAMAHA		1:52.610	125.7	5
9:47.182	10 Unai ORRADRE ABAD	YAMAHA MS RACING	YAMAHA		1:52.458	125.9	5





SBK Junior CAMPEONATO DE ESPAÑA DE SUPERBIKE Warm-up

Sector Analysis

_ Invalidated Lap							■ Personal Best							■ Session Best							B Crossing the pit lane																											
Lap	Time	Sector 1	Sector 2	Sector 3	T.Sp	Elapsed	Lap	Time	Sector 1	Sector 2	Sector 3	T.Sp	Elapsed	Lap	Time	Sector 1	Sector 2	Sector 3	T.Sp	Elapsed	Lap	Time	Sector 1	Sector 2	Sector 3	T.Sp	Elapsed																					
4	Eric FERNANDEZ ROBLDILLO ESP						TEAM SPEED RACING KAWASAKI						2	1:55.461	31.705	40.993	42.763	184.0	4:29.335	3	1:54.202	31.327	40.295	42.580	186.5	6:23.537	4	1:54.113	31.177	40.266	42.670	188.5	8:17.650	5	1:54.202	31.034	40.504	42.664	190.1	10:11.852								
1	2:19.494	53.961	42.063	43.470	149.8	2:19.494	1	2:06.912	40.669	42.564	43.679	139.9	2:06.912	2	1:55.051	31.278	40.636	43.137	185.9	4:01.963	3	1:54.361	31.359	40.248	42.754	184.9	5:56.324	4	1:53.873	31.155	40.182	42.536	185.9	7:50.197	5	<u>1:56.450</u>	31.292	42.435	42.723	187.8	9:46.647	6	1:59.112	31.184	40.056	47.872	188.8	11:45.759
5	Francesc PEREZ CASAS ESP						ETG RACING YAMAHA						22	Sylvain MARKARIAN FRA						YAMAHA MS RACING YAMAHA																												
1	2:17.476	51.913	41.391	44.172	148.6	2:17.476	1	2:18.505	45.944	46.021	46.540	124.0	2:18.505	2	1:59.411	32.617	42.631	44.163	185.6	4:17.916	3	1:59.722	33.187	42.200	44.335	182.1	6:17.638	4	1:58.004	31.919	41.851	44.234	185.2	8:15.642	5	1:58.694	32.142	42.233	44.319	180.9	10:14.336							
8	Carlos GIMENEZ DE TORRES ESP						ARCO-MOTOR UNIVERSITY TEAM YAMAHA						23	Antonia GINARD SASTRE ESP						TEAM SPN RACING-598 KAWASAKI																												
1	2:34.004	1:05.040	43.416	45.548	148.4	2:34.004	1	2:18.505	45.944	46.021	46.540	124.0	2:18.505	2	1:59.411	32.617	42.631	44.163	185.6	4:17.916	3	1:59.722	33.187	42.200	44.335	182.1	6:17.638	4	1:58.004	31.919	41.851	44.234	185.2	8:15.642	5	1:58.694	32.142	42.233	44.319	180.9	10:14.336							
10	Unai ORRADRE ABAD ESP						YAMAHA MS RACING YAMAHA						24	Enrique LOPEZ NIETO ESP						ALMA RACING TEAM KAWASAKI																												
1	2:13.122	47.226	42.473	43.423	126.8	2:13.122	1	3:14.458	1:46.605	43.222	44.631	136.2	3:14.458	2	1:57.763	32.171	41.645	43.947	178.5	5:12.221	3	1:56.876	31.894	41.373	43.609	179.7	7:09.097	4	1:56.352	31.718	41.106	43.528	180.6	9:05.449	5	1:55.964	31.698	40.981	43.285	181.5	11:01.413							
11	Javier CORRAL ARIAS ESP						I+DENT RACING TEAM YAMAHA						28	Luis Felipe ARREDONDO GIRALDO COL						KAWASAKI PL RACING JUNIOR TE/ KAWASAKI																												
1	2:14.625	47.583	42.849	44.193	145.7	2:14.625	1	2:28.779	1:01.414	43.547	43.818	143.0	2:28.779	2	1:56.787	31.597	41.481	43.709	185.6	4:25.566	3	1:55.644	31.576	40.987	43.081	185.9	6:21.210	4	1:54.915	31.137	40.584	43.194	188.5	8:16.125	5	1:55.406	31.426	41.069	42.911	187.8	10:11.531							
15	Aaron GARCIA VAZQUEZ ESP						TJT RACING KAWASAKI						30	Miguel ROMAN SANCHEZ ESP						SPEED RACING TEAM KAWASAKI																												
1	2:07.455	40.485	42.711	44.259	140.6	2:07.455	1	3:16.668	54.022	42.359	1:40.287	141.0	3:16.668	2	2:05.303	39.014	42.019	44.270	143.2	5:21.971	3	1:57.477	32.297	41.495	43.685	180.3	7:19.448	4	1:57.061	32.013	41.497	43.551	180.3	9:16.509	5	2:00.116	31.811	44.738	43.567	181.5	11:16.625							
18	Angel HEREDIA MARTINEZ ESP						DEZA ? ISMABON RACING TEAM KAWASAKI						35	Yeray SAIZ MARQUEZ ESP						MOTORBIKE MOYA & TECNIRACIN(KAWASAKI																												
1	2:07.455	40.485	42.711	44.259	140.6	2:07.455	1	2:20.702	54.295	42.643	43.764	148.1	2:20.702	2	1:55.670	31.414	41.086	43.170	186.2	4:16.372	3	1:54.801	31.329	40.518	42.954	186.2	6:11.173	4	1:54.947	31.462	40.668	42.817	192.9	8:06.120	5	1:54.565	31.182	40.397	42.986	186.5	10:00.685							
36	Juho KANTOLA FIN						KALLIO RACING JUNIOR TEAM KTM																																									





SBK Junior CAMPEONATO DE ESPAÑA DE SUPERBIKE Warm-up

Sector Analysis

— Invalidated Lap

■ Personal Best

■ Session Best

B Crossing the pit lane

Lap	Time	Sector 1	Sector 2	Sector 3	T.Sp	Elapsed
1	2:14.268	46.540	43.557	44.171	137.2	2:14.268
2	1:57.996	32.527	41.743	43.726	184.6	4:12.264
3	1:58.465	32.112	42.292	44.061	183.1	6:10.729
4	1:58.424	32.357	41.812	44.255	184.3	8:09.153
5	1:59.146	32.543	42.245	44.358	180.9	10:08.299

37	Mauro GONZALEZ ROJAS	ESP
ARCO-MOTORR UNIVERSITY TEAM		YAMAHA

1	2:20.972	54.458	42.773	43.741	149.2	2:20.972
2	1:56.932	31.308	41.815	43.809	186.5	4:17.904
3	1:58.646	33.382	41.510	43.754	184.6	6:16.550
4	1:55.481	31.717	40.616	43.148	183.1	8:12.031
5	1:56.317	31.327	40.715	44.275	187.2	10:08.348

38	Ola NESBAKKEN GRANSHAGEN	ESP
TEAM TACK KAWASAKI		KAWASAKI

1	2:37.659	1:09.793	43.146	44.720	122.9	2:37.659
2	1:57.031	32.039	41.460	43.532	185.6	4:34.690
3	1:56.240	31.673	41.144	43.423	185.9	6:30.930
4	1:57.479	31.761	41.660	44.058	185.2	8:28.409
5	1:56.492	31.741	41.149	43.602	186.9	10:24.901

39	Enzo VALENTIM GARCIA	BRA
TEAM SPN RACING-598		KAWASAKI

1	2:08.099	40.560	42.944	44.595	141.9	2:08.099
2	1:56.481	32.221	41.340	42.920	187.5	4:04.580
3	1:55.850	31.431	40.851	43.568	189.1	6:00.430
4	1:55.719	31.830	41.004	42.885	190.8	7:56.149
5	1:55.479	31.379	40.937	43.163	188.5	9:51.628
6	1:55.268	31.346	40.826	43.096	187.2	11:46.896

42	Raul PEREZ ORNEDO	ESP
TEAM ALARXA RACING		KAWASAKI

1	2:07.636	42.428	41.528	43.680	147.7	2:07.636
2	1:55.008	31.212	40.925	42.871	190.1	4:02.644
3	1:53.936	31.440	40.195	42.301	186.5	5:56.580
4	1:53.784	31.151	40.207	42.426	188.2	7:50.364
5	1:53.721	30.947	40.151	42.623	190.8	9:44.085
6	1:57.329	33.047	41.247	43.035	180.6	11:41.414

43	Steward GARCIA CORREA	COL
FUSION RACING TEAM		KAWASAKI

1	2:03.685	38.998	41.221	43.466	145.4	2:03.685
2	1:55.782	31.694	40.873	43.215	181.8	3:59.467
3	1:54.828	31.554	40.321	42.953	181.8	5:54.295
4	1:54.800	31.358	40.167	43.275	183.4	7:49.095
5	1:58.510	34.472	41.359	42.679	183.7	9:47.605

45	Felipe CORTADO MACAN	BRA
YAMAHA MS RACING		YAMAHA

1	2:10.331	41.148	43.718	45.465	145.2	2:10.331
2	1:53.710	30.722	40.409	42.579	189.5	4:04.041
3	2:01.935	36.902	41.217	43.816	188.2	6:05.976
4	1:58.330	32.133	42.704	43.493	184.9	8:04.306
5	1:53.873			42.811	187.2	9:58.179
6	1:53.783			42.599	186.5	11:51.962

53	Hector YEBRA PEREZ	ESP
HYCOMPETICION TEAM		KAWASAKI

1	2:11.023	43.649	43.425	43.949	141.5	2:11.023
2	1:57.115	31.667	41.837	43.611	186.5	4:08.138
3	1:55.092	31.241	40.834	43.017	186.2	6:03.230
4	1:55.108	31.406	40.812	42.890	187.8	7:58.338
5	1:55.207	31.290	40.791	43.126	186.9	9:53.545
6	1:56.384	31.450	40.928	44.006	188.2	11:49.929

55	Marcos LOPEZ NIETO	ESP
ALMA RACING TEAM		KAWASAKI

1	3:48.707	2:18.738	44.372	45.597	142.9	3:48.707
2	1:59.929	32.841	42.638	44.450	181.5	5:48.636
3	1:58.916	32.182	42.287	44.447	184.3	7:47.552
4	2:18.588	51.951	42.484	44.153	182.7	10:06.140

56	Dayron MORILLAS ZAMORA	ESP
YAMAHA MS RACING		YAMAHA

1	2:18.380	45.715	45.827	46.838	135.3	2:18.380
2	2:00.883	32.441	43.331	45.111	187.2	4:19.263
3	1:59.809	32.450	42.714	44.645	187.8	6:19.072
4	1:58.657	31.973	42.176	44.508	187.5	8:17.729
5	1:58.277	31.699	41.766	44.812	191.2	10:16.006

59	Sergio JIMENEZ GONZALEZ	ESP
I+DENT RACING TEAM		YAMAHA

1	2:15.450	47.978	43.191	44.281	144.4	2:15.450
2	1:57.227	31.793	41.623	43.811	184.9	4:12.677
3	1:56.370	31.848	41.140	43.382	188.2	6:09.047

61	Iker GARCIA ABELLA	ESP
TEAM ALARXA RACING		KAWASAKI

1	2:06.890	40.325	42.619	43.946	144.6	2:06.890
2	1:55.874	31.788	40.907	43.179	183.4	4:02.764
3	1:55.132	31.199	40.925	43.008	188.5	5:57.896
4	1:55.176	31.376	40.836	42.964	186.5	7:53.072
5	1:55.494	31.391	41.184	42.919	187.8	9:48.566
6	1:54.713	31.321	40.590	42.802	187.5	11:43.279

70	Miguel S. VENANCIO DUARTE	POR
MS RACING		YAMAHA

1	2:10.185	43.023	42.725	44.437	134.2	2:10.185
2	1:57.859	32.344	41.534	43.981	185.6	4:08.044
3	1:57.887	32.210	41.312	44.365	183.4	6:05.931
4	2:16.264	32.842	41.754	1:01.668	185.6	8:22.195
5	1:57.253	31.888	41.511	43.854	185.2	10:19.448

72	Yeray RUIZ RUIZ	ESP
FIFTY MOTORSPORT		KAWASAKI

1	2:14.800	48.328	42.459	44.013	148.4	2:14.800
2	1:56.907	32.120	41.017	43.770	189.8	4:11.707
3	1:55.727	31.814	40.889	43.024	182.4	6:07.434
4	1:55.894	31.443	41.036	43.415	187.2	8:03.328
5	1:55.316	31.559	40.674	43.083	184.9	9:58.644
6	1:54.722	31.106	40.625	42.991	187.8	11:53.366





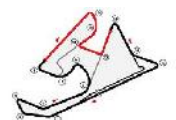
SBK Junior

CAMPEONATO DE ESPAÑA DE SUPERBIKE

Warm-up

Sector Analysis

Lap	Time	Sector 1	Sector 2	Sector 3	T.Sp	Elapsed	Lap	Time	Sector 1	Sector 2	Sector 3	T.Sp	Elapsed
74	Juan Antonio CONESA BENITO ESP												
GASSS RACING TEAM						YAMAHA							
1	3:44.721	2:16.821	43.443	44.457	144.8	3:44.721	4	1:53.832	31.019	40.138	42.675	188.2	8:11.338
2	3:14.458B	34.734	41.954	1:57.770	180.9	6:59.179	5	1:54.515	30.973	40.701	42.841	188.5	10:05.853
3	2:01.971	37.354	41.336	43.281	147.5	9:01.150							
4	1:56.475	32.181	41.031	43.263	182.4	10:57.625							
78	Daniel MOGEDA VENDRELLS ESP												
TEAM SPN RACING-598						KAWASAKI							
1	2:11.632	43.867	44.444	43.321	136.7	2:11.632							
2	1:55.086	31.187	41.181	42.718	195.3	4:06.718							
3	1:53.717	30.962	40.273	42.482	191.2	6:00.435							
4	1:55.002	32.246	40.273	42.483	194.2	7:55.437							
5	1:53.112	30.834	39.963	42.315	194.9	9:48.549							
6	1:53.792	31.064	40.137	42.591	194.2	11:42.341							
81	Juan Esteban RIVERA COLORADO COL												
AUSTIN RACING & VHC LIQUIMOLY						KAWASAKI							
1	2:38.717	1:11.967	42.558	44.192	150.4	2:38.717							
2	1:56.843	31.582	41.800	43.461	183.4	4:35.560							
3	1:55.907	31.570	41.228	43.109	184.9	6:31.467							
4	1:56.536	31.589	41.471	43.476	184.9	8:28.003							
5	1:57.331	31.848	41.084	44.399	182.1	10:25.334							
83	Meikon Yuji KAWAKAMI BRA												
YAMAHA MS RACING						YAMAHA							
1	2:01.005	37.825	40.442	42.738	148.6	2:01.005							
2	1:53.404	31.250	39.761	42.393	180.6	3:54.409							
3	1:53.076	31.049	39.670	42.357	181.8	5:47.485							
4	1:52.797	31.003	39.571	42.223	181.2	7:40.282							
5	1:52.610	31.027	39.499	42.084	182.1	9:32.892							
6	1:52.607	30.997	39.459	42.151	183.1	11:25.499							
87	Eliton KAWAKAMI BRA												
YAMAHA MS RACING						YAMAHA							
1	2:11.101	43.209	44.502	43.390	145.4	2:11.101							
2	1:53.853	31.064	40.213	42.576	191.2	4:04.954							
3	1:53.626	30.786	39.971	42.869	192.5	5:58.580							
4	1:53.664	30.860	40.094	42.710	189.8	7:52.244							
5	1:53.663	31.017	40.052	42.594	187.8	9:45.907							
6	2:04.391	38.858	42.589	42.944	187.2	11:50.298							
91	Borja JIMENEZ VICENTE ESP												
POLI-SPORT RACING						KAWASAKI							
1	2:37.222	1:08.513	44.187	44.522	146.3	2:37.222							
2	1:56.737	31.871	41.464	43.402	185.6	4:33.959							
3	1:56.037	31.702	41.211	43.124	185.6	6:29.996							
4	1:55.416	31.525	40.885	43.006	187.2	8:25.412							
5	1:55.016	31.485	40.704	42.827	187.5	10:20.428							
94	Facundo Andres LLAMBIAS ROSAS URU												
KAWASAKI PL RACING JUNIOR TEA						KAWASAKI							
1	2:27.894	1:01.629	42.673	43.592	147.7	2:27.894							
2	1:55.260	31.703	40.890	42.667	185.2	4:23.154							
3	1:54.352	31.173	40.377	42.802	188.8	6:17.506							




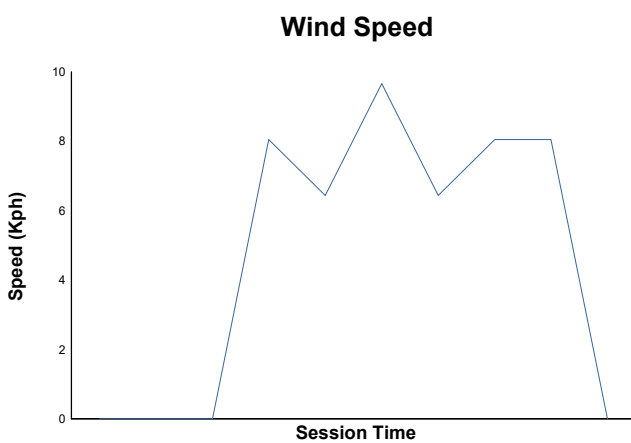
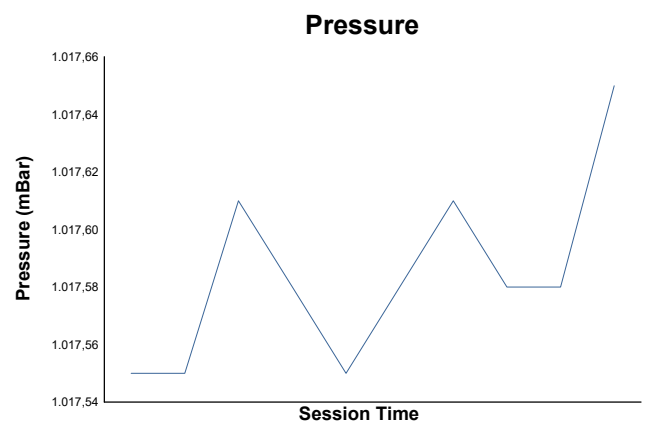
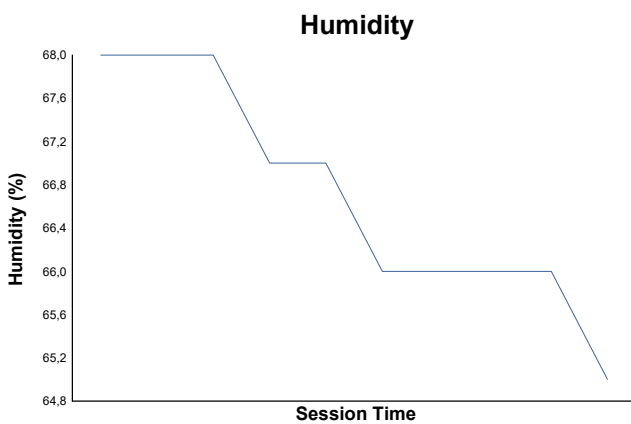
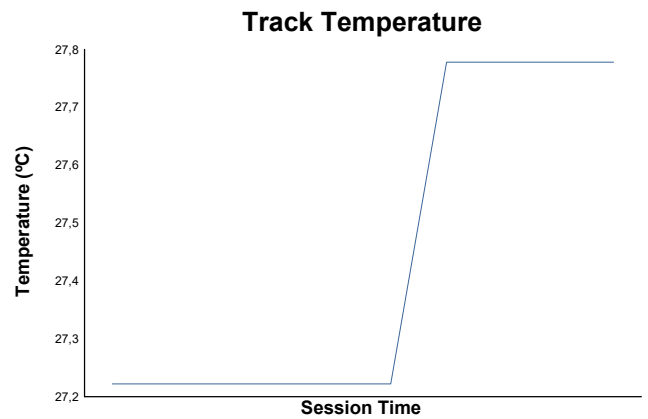
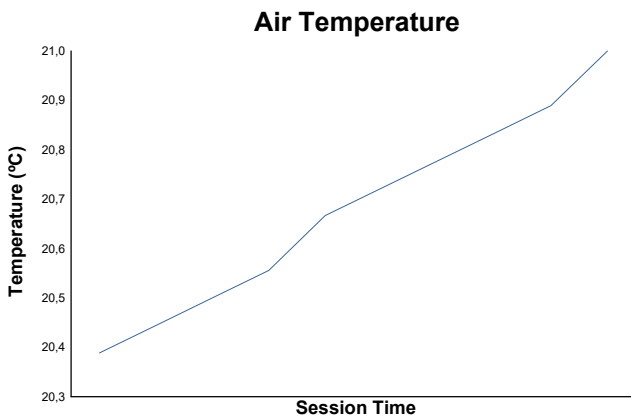


CAMPEONATO DE ESPAÑA DE SUPERBIKE

SBK Junior

Warm-up

Weather Report



Track Status: **DRY**

