

# SBK Junior

## CAMPEONATO DE ESPAÑA DE SUPERBII

### Carrera 1 (13 Laps, 51,1 km.)

### Classification

No	Rider	Nat	Team	Bike	Tires	Cl.	Laps	Total Time	Gap	Kph	Best Lap		
											Lap	Time	Kph
1	10 Unai ORRADRE ABAD	ESP	YAMAHA MS RACING	YAMAHA	PIRELLI		13	24:34.951	-	124.8	5	1:52.442	125.9
2	83 Meikon Yuji KAWAKAMI	BRA	YAMAHA MS RACING	YAMAHA	PIRELLI		13	24:35.018	+0.067	124.8	3	1:52.454	125.9
3	5 Francesc PEREZ CASAS	ESP	ETG RACING	YAMAHA	PIRELLI		13	24:44.929	+9.978	124.0	4	1:52.664	125.7
4	4 Eric FERNANDEZ ROBLEDILLO	ESP	TEAM SPEED RACING	KAWASAKI	PIRELLI	Kawasak	13	24:45.000	+10.049	123.9	4	1:52.894	125.4
5	61 Iker GARCIA ABELLA	ESP	TEAM ALARXA RACING	KAWASAKI	PIRELLI	Kawasak	13	24:45.062	+10.111	123.9	4	1:53.094	125.2
6	78 Daniel MOGEDA VENDRELLS	ESP	TEAM SPN RACING-598	KAWASAKI	PIRELLI	Kawasak	13	24:45.649	+10.698	123.9	3	1:52.756	125.6
7	42 Raul PEREZ ORNEDO	ESP	TEAM ALARXA RACING	KAWASAKI	PIRELLI	Kawasak	13	24:46.004	+11.053	123.9	2	1:53.095	125.2
8	11 Javier CORRAL ARIAS	ESP	I-DENT RACING TEAM	YAMAHA	PIRELLI	Yamaha	13	24:47.320	+12.369	123.8	2	1:53.230	125.0
9	94 Facundo Andres LLAMBIAS ROSAS	URU	KAWASAKI PL RACING JUNIOR TEAM	KAWASAKI	PIRELLI	Kawasak	13	24:53.037	+18.086	123.3	3	1:53.565	124.7
10	43 Steward GARCIA CORREA	COL	FUSION RACING TEAM	KAWASAKI	PIRELLI	Kawasak	13	24:53.170	+18.219	123.3	10	1:53.574	124.7
11	35 Yeray SAIZ MARQUEZ	ESP	MOTORBIKE MOYA & TECNIRACING	KAWASAKI	PIRELLI	Kawasak	13	24:53.217	+18.266	123.3	5	1:53.463	124.8
12	18 Angel HEREDIA MARTINEZ	ESP	DEZA ? ISMABON RACING TEAM	KAWASAKI	PIRELLI	Kawasak	13	24:53.387	+18.436	123.3	10	1:53.533	124.7
13	99 Josue SANCHEZ ARROYO	ESP	ALMA RACING TEAM	KAWASAKI	PIRELLI	Kawasak	13	24:53.515	+18.564	123.2	10	1:53.580	124.7
14	91 Borja JIMENEZ VICENTE	ESP	POLI-SPORT RACING	KAWASAKI	PIRELLI	Kawasak	13	25:03.999	+29.048	122.4	4	1:54.293	123.9
15	45 Felipe CORTADO MACAN	BRA	YAMAHA MS RACING	YAMAHA	PIRELLI	Yamaha	13	25:04.008	+29.057	122.4	12	1:53.603	124.6
16	8 Carlos GIMENEZ DE TORRES	ESP	ARCO-MOTOR UNIVERSITY TEAM	YAMAHA	PIRELLI	Yamaha	13	25:04.355	+29.404	122.4	2	1:53.796	124.4
17	59 Sergio JIMENEZ GONZALEZ	ESP	I-DENT RACING TEAM	YAMAHA	PIRELLI	Yamaha	13	25:05.912	+30.961	122.2	3	1:54.294	123.9
18	72 Yeray RUIZ RUIZ	ESP	FIFTY MOTORSPORT	KAWASAKI	PIRELLI	Kawasak	13	25:08.362	+33.411	122.0	11	1:54.745	123.4
19	22 Sylvain MARKARIAN	FRA	YAMAHA MS RACING	YAMAHA	PIRELLI	Yamaha	13	25:09.336	+34.385	122.0	11	1:54.271	123.9
20	74 Juan Antonio CONESA BENITO	ESP	GASSS RACING TEAM	YAMAHA	PIRELLI	Yamaha	13	25:11.320	+36.369	121.8	3	1:54.344	123.8
21	24 Enrique LOPEZ NIETO	ESP	ALMA RACING TEAM	KAWASAKI	PIRELLI	Kawasak	13	25:21.063	+46.112	121.0	7	1:55.643	122.4
22	81 Juan Esteban RIVERA COLORADO	COL	AUSTIN RACING & VHC LIQUIMOLY	KAWASAKI	PIRELLI	Kawasak	13	25:21.066	+46.115	121.0	5	1:55.374	122.7
23	53 Hector YEBRA PEREZ	ESP	HYCOMPETICION TEAM	KAWASAKI	PIRELLI	Kawasak	13	25:21.333	+46.382	121.0	2	1:54.906	123.2
24	15 Aaron GARCIA VAZQUEZ	ESP	TJT RACING	KAWASAKI	PIRELLI	Kawasak	13	25:21.765	+46.814	121.0	4	1:55.634	122.4
25	30 Miguel ROMAN SANCHEZ	ESP	SPEED RACING TEAM	KAWASAKI	PIRELLI	Kawasak	13	25:35.368	+1:00.417	119.9	3	1:56.116	121.9
26	38 Oia NESBAKKEN GRANSHAGEN	ESP	TEAM TACK KAWASAKI	KAWASAKI	PIRELLI	Kawasak	13	25:37.900	+1:02.949	119.7	13	1:56.791	121.2
27	56 Dayron MORILLAS ZAMORA	ESP	YAMAHA MS RACING	YAMAHA	PIRELLI	Yamaha	13	25:38.554	+1:03.603	119.6	9	1:56.467	121.6
28	23 Antonia GINARD SASTRE	ESP	TEAM SPN RACING-598	KAWASAKI	PIRELLI	Kawasak	13	25:45.398	+1:10.447	119.1	3	1:56.895	121.1
29	70 Miguel S. VENANCIO DUARTE	POR	MS RACING	YAMAHA	PIRELLI	Yamaha	13	25:52.540	+1:17.589	118.6	3	1:56.607	121.4
30	28 Luis Felipe ARREDONDO GIRALDO	COL	KAWASAKI PL RACING JUNIOR TEAM	KAWASAKI	PIRELLI	Kawasak	13	25:53.354	+1:18.403	118.5	2	1:54.454	123.7
31	21 Jordi RAPOSEIRAS BERENGUERAS	AND	TEAM ALARXA RACING	KAWASAKI	PIRELLI	Kawasak	13	26:07.743	+1:32.792	117.4	4	1:58.232	119.8
32	37 Mauro GONZALEZ ROJAS	ESP	ARCO-MOTORR UNIVERSITY TEAM	YAMAHA	PIRELLI	Yamaha	12	26:10.863	1 Lap	108.2	4	1:54.410	123.8
<b>Not classified</b>													
87	Eliton KAWAKAMI	BRA	YAMAHA MS RACING	YAMAHA	PIRELLI		4	7:48.257			3	1:54.350	123.8
39	Enzo VALENTIM GARCIA	BRA	TEAM SPN RACING-598	KAWASAKI	PIRELLI	Kawasak	3	8:58.878					
55	Marcos LOPEZ NIETO	ESP	ALMA RACING TEAM	KAWASAKI	PIRELLI	Kawasak	1	2:08.934					
<b>Not Started</b>													
36	Juho KANTOLA	FIN	KALLIO RACING JUNIOR TEAM	KTM	PIRELLI								

<b>Pole Position:</b>	Meikon Yuji KAWAKAMI	1:51.518	127.0 Kph
<b>Fastest Lap:</b>	Lap5 Unai ORRADRE ABAD	1:52.442	125.9 Kph

Published at: .....

Track Status: **DRY**

<b>Director de Carrera:</b>	<b>Jefe de Cronometraje:</b>





# SBK Junior

## CAMPEONATO DE ESPAÑA DE SUPERBIKE

### Carrera 1


### Classification by Class

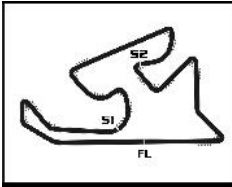
No	Rider	Nat	Team	Bike	Laps	Total Time	Gap	Kph	Best Lap			
									Lap	Time	Kph	
<b>Kawasaki Ninja Spirit Trophy</b>												
1	4 Eric FERNANDEZ ROBLEDILLO	ESP	TEAM SPEED RACING	KAWASAKI	13	24:45.000		123.9	4	1:52.894	125.4	
2	61 Iker GARCIA ABELLA	ESP	TEAM ALARXA RACING	KAWASAKI	13	24:45.062	+0.062	123.9	4	1:53.094	125.2	
3	78 Daniel MOGEDA VENDRELLS	ESP	TEAM SPN RACING-598	KAWASAKI	13	24:45.649	+0.649	123.9	3	1:52.756	125.6	
4	42 Raul PEREZ ORNEADO	ESP	TEAM ALARXA RACING	KAWASAKI	13	24:46.004	+1.004	123.9	2	1:53.095	125.2	
5	94 Facundo Andres LLAMBIAS ROSAS	URU	KAWASAKI PL RACING JUNIOR TEAM	KAWASAKI	13	24:53.037	+8.037	123.3	3	1:53.565	124.7	
6	43 Steward GARCIA CORREA	COL	FUSION RACING TEAM	KAWASAKI	13	24:53.170	+8.170	123.3	10	1:53.574	124.7	
7	35 Yeray SAIZ MARQUEZ	ESP	MOTORBIKE MOYA & TECNIRACING	KAWASAKI	13	24:53.217	+8.217	123.3	5	1:53.463	124.8	
8	18 Angel HEREDIA MARTINEZ	ESP	DEZA ? ISMABON RACING TEAM	KAWASAKI	13	24:53.387	+8.387	123.3	10	1:53.533	124.7	
9	99 Josue SANCHEZ ARROYO	ESP	ALMA RACING TEAM	KAWASAKI	13	24:53.515	+8.515	123.2	10	1:53.580	124.7	
10	91 Borja JIMENEZ VICENTE	ESP	POLI-SPORT RACING	KAWASAKI	13	25:03.999	+18.999	122.4	4	1:54.293	123.9	
11	72 Yeray RUIZ RUIZ	ESP	FIFTY MOTORSPORT	KAWASAKI	13	25:08.362	+23.362	122.0	11	1:54.745	123.4	
12	24 Enrique LOPEZ NIETO	ESP	ALMA RACING TEAM	KAWASAKI	13	25:21.063	+36.063	121.0	7	1:55.643	122.4	
13	81 Juan Esteban RIVERA COLORADO	COL	AUSTIN RACING & VHC LIQUIMOLY	KAWASAKI	13	25:21.066	+36.066	121.0	5	1:55.374	122.7	
14	53 Hector YEBRA PEREZ	ESP	HYCOMPETICION TEAM	KAWASAKI	13	25:21.333	+36.333	121.0	2	1:54.906	123.2	
15	15 Aaron GARCIA VAZQUEZ	ESP	TJT RACING	KAWASAKI	13	25:21.765	+36.765	121.0	4	1:55.634	122.4	
16	30 Miguel ROMAN SANCHEZ	ESP	SPEED RACING TEAM	KAWASAKI	13	25:35.368	+50.368	119.9	3	1:56.116	121.9	
17	38 Ola NESBAKKEN GRANSHAGEN	ESP	TEAM TACK KAWASAKI	KAWASAKI	13	25:37.900	+52.900	119.7	13	1:56.791	121.2	
18	23 Antonia GINARD SASTRE	ESP	TEAM SPN RACING-598	KAWASAKI	13	25:45.398	+1'00.398	119.1	3	1:56.895	121.1	
19	28 Luis Felipe ARREDONDO GIRALDO	COL	KAWASAKI PL RACING JUNIOR TEAM	KAWASAKI	13	25:53.354	+1'08.354	118.5	2	1:54.454	123.7	
20	21 Jordi RAPOSEIRAS BERENGUERAS	AND	TEAM ALARXA RACING	KAWASAKI	13	26:07.743	+1'22.743	117.4	4	1:58.232	119.8	
<b>Not classified</b>												
39	Enzo VALENTIM GARCIA	BRA	TEAM SPN RACING-598	KAWASAKI	3	8:58.878				10 Laps		
55	Marcos LOPEZ NIETO	ESP	ALMA RACING TEAM	KAWASAKI	1	2:08.934				12 Laps		
<b>Yamaha R3 bLU cRU Challenge</b>												
1	11 Javier CORRAL ARIAS	ESP	I+DENT RACING TEAM	YAMAHA	13	24:47.320		123.8	2	1:53.230	125.0	
2	8 Carlos GIMENEZ DE TORRES	ESP	ARCO-MOTOR UNIVERSITY TEAM	YAMAHA	13	25:04.355	+17.035	122.4	2	1:53.796	124.4	
3	59 Sergio JIMENEZ GONZALEZ	ESP	I+DENT RACING TEAM	YAMAHA	13	25:05.912	+18.592	122.2	3	1:54.294	123.9	
4	74 Juan Antonio CONESA BENITO	ESP	GASSS RACING TEAM	YAMAHA	13	25:11.320	+24.000	121.8	3	1:54.344	123.8	
5	37 Mauro GONZALEZ ROJAS	ESP	ARCO-MOTORR UNIVERSITY TEAM	YAMAHA	12	26:10.863		108.2	4	1:54.410	123.8	

Published at: .....

Track Status: **DRY**

Director de Carrera:	Jefe de Cronometraje:
----------------------	-----------------------






**SBK Junior**  
**CAMPEONATO DE ESPAÑA DE SUPERBIKE**  
Carrera 1

Lap Chart

No	Pos	Grid	Lap												
			1	2	3	4	5	6	7	8	9	10	11	12	13
83	1	83	10	10	10	10	10	10	10	10	10	83	83	83	10
10	2	10	83	83	83	83	83	83	83	83	10	10	10	10	83
45	3	45	11	11	11	11	5	61	61	61	5	5	5	5	5
94	4	94	94	42	61	61	4	5	4	5	4	4	4	4	4
22	5	22	42	61	42	5	61	4	5	4	61	61	61	61	61
5	6	5	61	5	4	4	11	11	11	11	42	78	78	78	78
11	7	11	5	4	5	42	42	42	42	42	11	42	42	42	42
42	8	42	4	94	78	78	78	78	78	78	78	11	11	11	11
87	9	87	22	78	94	94	94	94	94	94	94	94	43	43	94
4	10	4	78	99	99	99	99	99	43	43	43	43	94	94	43
78	11	78	99	37	87	37	18	43	99	35	35	35	35	35	35
61	12	61	87	87	37	18	43	35	35	99	99	99	18	18	18
53	13	53	37	18	18	43	35	18	18	18	18	18	99	99	99
35	14	35	18	22	43	35	37	8	91	91	91	91	91	91	91
8	15	8	35	43	35	91	91	91	8	8	8	8	8	45	45
37	16	37	43	35	22	28	8	59	59	59	59	45	8	8	8
28	17	28	28	28	28	87	59	72	22	45	45	45	59	59	59
99	18	99	53	91	8	8	74	22	72	72	72	72	72	72	72
43	19	43	91	8	91	59	72	74	74	74	74	74	22	22	22
18	20	18	72	53	53	22	22	45	45	22	22	22	22	74	74
91	21	91	8	72	59	72	45	81	81	81	24	81	24	81	24
72	22	72	39	59	72	74	81	24	24	24	81	24	81	24	81
59	23	59	74	74	74	24	24	15	15	15	15	15	15	15	53
39	24	39	59	24	24	81	15	30	53	53	53	53	53	53	15
74	25	74	81	81	81	45	30	53	30	30	30	30	30	30	30
15	26	15	24	15	15	15	53	38	38	38	38	38	38	56	38
81	27	81	15	30	30	30	38	56	56	56	56	56	56	38	56
24	28	24	55	38	45	53	70	23	23	23	23	23	23	23	23
55	29	55	30	45	38	38	56	70	70	70	70	70	70	70	70
30	30	30	38	70	70	70	23	21	21	21	28	28	28	28	28
38	31	38	70	56	23	56	21	28	28	28	21	21	21	21	21
70	32	70	56	23	56	23	28	37	37	37	37	37	37	37	37
56	33	56	23	21	21	21									
21	34	21	21	39	39										
23	35	23	45												
36	36	36													






# SBK Junior

## CAMPEONATO DE ESPAÑA DE SUPERBIKE

### Carrera 1

### Best Sector Times

Sector 1			Sector 2			Sector 3			Ideal Lap	Best Lap
Pos	No Rider	Time	No Rider	Time	No Rider	Time	Pos	No Rider		
1	99 J.SANCHEZ ARROYO	30.577	10 U.ORRADRE ABAD	39.426	4 E.FERNANDEZ ROBLEDILLO	41.717	1	83 M.KAWAKAMI	1:52.181	1:52.454 (2)
2	45 F.CORTADO MACAN	30.667	83 M.KAWAKAMI	39.454	83 M.KAWAKAMI	41.926	2	10 U.ORRADRE ABAD	1:52.189	1:52.442 (1)
3	78 D.MOGEDA VENDRELLS	30.705	5 F.PEREZ CASAS	39.790	5 F.PEREZ CASAS	41.952	3	4 E.FERNANDEZ ROBLEDILLO	1:52.336	1:52.894 (5)
4	10 U.ORRADRE ABAD	30.759	4 E.FERNANDEZ ROBLEDILLO	39.817	10 U.ORRADRE ABAD	42.004	4	5 F.PEREZ CASAS	1:52.612	1:52.664 (3)
5	61 I.GARCIA ABELLA	30.787	78 D.MOGEDA VENDRELLS	39.848	61 I.GARCIA ABELLA	42.100	5	78 D.MOGEDA VENDRELLS	1:52.756	1:52.756 (4)
6	11 J.CORRAL ARIAS	30.797	61 I.GARCIA ABELLA	39.897	42 R.PEREZ ORNEDO	42.165	6	61 I.GARCIA ABELLA	1:52.784	1:53.094 (6)
7	83 M.KAWAKAMI	30.801	42 R.PEREZ ORNEDO	39.914	35 Y.SAIZ MARQUEZ	42.179	7	11 J.CORRAL ARIAS	1:52.981	1:53.230 (8)
8	4 E.FERNANDEZ ROBLEDILLO	30.802	11 J.CORRAL ARIAS	39.944	78 D.MOGEDA VENDRELLS	42.203	8	42 R.PEREZ ORNEDO	1:53.004	1:53.095 (7)
9	43 S.GARCIA CORREA	30.830	43 S.GARCIA CORREA	39.984	94 F.LLAMBIAS ROSAS	42.214	9	43 S.GARCIA CORREA	1:53.032	1:53.574 (12)
10	5 F.PEREZ CASAS	30.870	94 F.LLAMBIAS ROSAS	40.074	43 S.GARCIA CORREA	42.218	10	99 J.SANCHEZ ARROYO	1:53.201	1:53.580 (13)
11	18 A.HEREDIA MARTINEZ	30.870	35 Y.SAIZ MARQUEZ	40.104	11 J.CORRAL ARIAS	42.240	11	35 Y.SAIZ MARQUEZ	1:53.212	1:53.463 (9)
12	22 S.MARKARIAN	30.905	8 C.GIMENEZ DE TORRES	40.124	91 B.JIMENEZ VICENTE	42.330	12	94 F.LLAMBIAS ROSAS	1:53.233	1:53.565 (11)
13	42 R.PEREZ ORNEDO	30.925	18 A.HEREDIA MARTINEZ	40.148	18 A.HEREDIA MARTINEZ	42.357	13	18 A.HEREDIA MARTINEZ	1:53.375	1:53.533 (10)
14	35 Y.SAIZ MARQUEZ	30.929	99 J.SANCHEZ ARROYO	40.186	8 C.GIMENEZ DE TORRES	42.435	14	45 F.CORTADO MACAN	1:53.455	1:53.603 (14)
15	28 L.ARREDONDO GIRALDO	30.939	45 F.CORTADO MACAN	40.252	99 J.SANCHEZ ARROYO	42.438	15	8 C.GIMENEZ DE TORRES	1:53.533	1:53.796 (15)
16	94 F.LLAMBIAS ROSAS	30.945	37 M.GONZALEZ ROJAS	40.281	45 F.CORTADO MACAN	42.536	16	91 B.JIMENEZ VICENTE	1:53.848	1:54.293 (17)
17	8 C.GIMENEZ DE TORRES	30.974	74 J.CONESA BENITO	40.284	74 J.CONESA BENITO	42.549	17	22 S.MARKARIAN	1:54.094	1:54.271 (16)
18	87 E.KAWAKAMI	31.082	53 H.YEBRA PEREZ	40.326	59 S.JIMENEZ GONZALEZ	42.611	18	59 S.JIMENEZ GONZALEZ	1:54.109	1:54.294 (18)
19	91 B.JIMENEZ VICENTE	31.105	59 S.JIMENEZ GONZALEZ	40.329	37 M.GONZALEZ ROJAS	42.622	19	37 M.GONZALEZ ROJAS	1:54.154	1:54.410 (21)
20	72 Y.RUIZ RUIZ	31.110	87 E.KAWAKAMI	40.354	22 S.MARKARIAN	42.669	20	74 J.CONESA BENITO	1:54.224	1:54.344 (19)
21	59 S.JIMENEZ GONZALEZ	31.169	91 B.JIMENEZ VICENTE	40.413	53 H.YEBRA PEREZ	42.832	21	28 L.ARREDONDO GIRALDO	1:54.263	1:54.454 (22)
22	53 H.YEBRA PEREZ	31.224	28 L.ARREDONDO GIRALDO	40.430	28 L.ARREDONDO GIRALDO	42.894	22	87 E.KAWAKAMI	1:54.341	1:54.350 (20)
23	37 M.GONZALEZ ROJAS	31.251	72 Y.RUIZ RUIZ	40.432	87 E.KAWAKAMI	42.905	23	53 H.YEBRA PEREZ	1:54.382	1:54.906 (24)
24	56 D.MORILLAS ZAMORA	31.270	22 S.MARKARIAN	40.520	72 Y.RUIZ RUIZ	42.979	24	72 Y.RUIZ RUIZ	1:54.521	1:54.745 (23)
25	24 E.LOPEZ NIETO	31.305	81 J.RIVERA COLORADO	40.718	81 J.RIVERA COLORADO	43.098	25	81 J.RIVERA COLORADO	1:55.166	1:55.374 (25)
26	81 J.RIVERA COLORADO	31.350	24 E.LOPEZ NIETO	40.834	24 E.LOPEZ NIETO	43.113	26	24 E.LOPEZ NIETO	1:55.252	1:55.643 (27)
27	74 J.CONESA BENITO	31.391	15 A.GARCIA VAZQUEZ	40.907	15 A.GARCIA VAZQUEZ	43.144	27	15 A.GARCIA VAZQUEZ	1:55.476	1:55.634 (26)
28	15 A.GARCIA VAZQUEZ	31.425	30 M.ROMAN SANCHEZ	40.963	56 D.MORILLAS ZAMORA	43.366	28	30 M.ROMAN SANCHEZ	1:55.874	1:56.116 (28)
29	30 M.ROMAN SANCHEZ	31.524	39 E.VALENTIM GARCIA	40.987	30 M.ROMAN SANCHEZ	43.387	29	56 D.MORILLAS ZAMORA	1:55.972	1:56.467 (29)
30	70 M.VENANCIO DUARTE	31.559	70 M.VENANCIO DUARTE	41.210	38 O.NESBAKKEN GRANSHAGEN	43.473	30	39 E.VALENTIM GARCIA	1:56.196	
31	38 O.NESBAKKEN GRANSHAGEN	31.615	38 O.NESBAKKEN GRANSHAGEN	41.277	39 E.VALENTIM GARCIA	43.533	31	38 O.NESBAKKEN GRANSHAGEN	1:56.365	1:56.791 (31)
32	23 A.GINARD SASTRE	31.620	23 A.GINARD SASTRE	41.313	70 M.VENANCIO DUARTE	43.696	32	70 M.VENANCIO DUARTE	1:56.465	1:56.607 (30)
33	39 E.VALENTIM GARCIA	31.676	56 D.MORILLAS ZAMORA	41.336	23 A.GINARD SASTRE	43.769	33	23 A.GINARD SASTRE	1:56.702	1:56.895 (32)
34	21 J.RAPOSEIRAS BERENGUERAS	32.104	21 J.RAPOSEIRAS BERENGUERAS	41.933	21 J.RAPOSEIRAS BERENGUERAS	44.120	34	21 J.RAPOSEIRAS BERENGUERAS	1:58.157	1:58.232 (33)

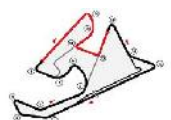




## SBK Junior CAMPEONATO DE ESPAÑA DE SUPERBIKE Carrera 1

### Best Top Speed

No Rider	Team	Class	Top 1		Top 2		Top 3		Top 4		Top 5		Avg	
			Kph	Lap	Kph	Lap	Kph	Lap	Kph	Lap	Kph	Lap		
5	Francesc PEREZ CASAS	ETG RACING	200.7	3	195.3	5	191.2	9	190.8	7	190.1	2	193,6	
78	Daniel MOGEDA VENDREL	TEAM SPN RACING-598	Kawasaki Nin	198.5	11	197.8	10	197.8	8	197.8	7	197.1	4	197,8
43	Steward GARCIA CORREA	FUSION RACING TEAM	Kawasaki Nin	195.3	4	193.9	5	192.2	3	190.5	2	189.8	11	192,3
11	Javier CORRAL ARIAS	I+DENT RACING TEAM	Yamaha R3 t	194.9	10	192.5	8	191.5	11	190.5	12	190.1	3	191,9
4	Eric FERNANDEZ ROBLER	TEAM SPEED RACING	Kawasaki Nin	194.6	5	191.8	7	190.5	9	190.1	2	189.8	11	191,4
18	Angel HEREDIA MARTINEZ	DEZA ? ISMABON RACING TEAM	Kawasaki Nin	193.9	4	193.5	11	193.5	10	192.9	2	192.2	3	193,2
53	Hector YEBRA PEREZ	HYCOMPETICION TEAM	Kawasaki Nin	193.9	2	189.1	4	188.8	13	188.5	7	187.8	11	189,6
99	Josue SANCHEZ ARROYO	ALMA RACING TEAM	Kawasaki Nin	193.9	2	192.2	3	191.5	9	190.8	11	190.8	10	191,8
22	Sylvain MARKARIAN	YAMAHA MS RACING		193.2	5	192.5	2	191.2	3	190.8	7	190.8	4	191,7
28	Luis Felipe ARREDONDO	GKAWASAKI PL RACING JUNIOR TEAM	Kawasaki Nin	193.2	2	193.2	3	191.2	4	189.8	9	185.6	5	190,6
45	Felipe CORTADO MACAN	YAMAHA MS RACING		193.2	4	189.8	8	189.1	3	189.1	10	188.8	2	190,0
61	Iker GARCIA ABELLA	TEAM ALARXA RACING	Kawasaki Nin	193.2	3	192.2	5	191.8	11	191.5	10	189.8	4	191,7
87	Eliton KAWAKAMI	YAMAHA MS RACING		193.2	2	193.2	3	186.5	4	162.7	1			183,9
70	Miguel S. VENANCIO	DUARMS RACING		192.9	2	192.5	3	190.5	4	185.6	7	185.6	6	189,4
94	Facundo Andres LLAMBIAS	KAWASAKI PL RACING JUNIOR TEAM	Kawasaki Nin	192.5	12	190.5	13	190.1	5	189.5	3	189.5	4	190,4
35	Yeray SAIZ MARQUEZ	MOTORBIKE MOYA & TECNIRACING	Kawasaki Nin	191.8	12	191.5	5	191.5	11	191.2	7	191.2	3	191,4
24	Enrique LOPEZ NIETO	ALMA RACING TEAM	Kawasaki Nin	191.5	2	188.5	6	188.5	9	186.9	7	186.5	3	188,4
15	Aaron GARCIA VAZQUEZ	TJT RACING	Kawasaki Nin	190.8	3	189.8	6	189.8	2	189.1	5	187.8	4	189,5
30	Miguel ROMAN SANCHEZ	SPEED RACING TEAM	Kawasaki Nin	190.8	2	189.1	3	187.8	4	187.2	5	184.6	9	187,9
8	Carlos GIMENEZ DE TORRE	ARCO-MOTOR UNIVERSITY TEAM	Yamaha R3 t	190.1	4	189.8	2	188.2	5	187.8	6	186.5	3	188,5
42	Raul PEREZ ORNEDO	TEAM ALARXA RACING	Kawasaki Nin	190.1	6	190.1	8	189.8	7	189.5	10	189.1	9	189,7
23	Antonia GINARD SASTRE	TEAM SPN RACING-598	Kawasaki Nin	189.8	5	186.2	3	185.9	6	185.2	9	184.9	8	186,4
56	Dayron MORILLAS ZAMOR	YAMAHA MS RACING		189.8	3	189.5	2	188.5	5	188.2	6	187.2	4	188,6
10	Unai ORRADRE ABAD	YAMAHA MS RACING		189.5	12	189.1	10	188.2	7	187.8	5	187.8	6	188,5
37	Mauro GONZALEZ ROJAS	ARCO-MOTORR UNIVERSITY TEAM	Yamaha R3 t	189.1	2	187.8	6	186.9	4	185.9	3	184.0	10	186,7
59	Sergio JIMENEZ GONZALEZ	I+DENT RACING TEAM	Yamaha R3 t	189.1	2	188.8	3	188.5	4	188.5	5	188.5	12	188,7
72	Yeray RUIZ RUIZ	FIFTY MOTORSPORT	Kawasaki Nin	188.8	5	188.5	4	188.2	2	187.5	6	187.5	9	188,1
83	Meikon Yuji KAWAKAMI	YAMAHA MS RACING		188.8	4	188.2	3	187.8	6	185.6	7	185.2	2	187,1
91	Borja JIMENEZ VICENTE	POLI-SPORT RACING	Kawasaki Nin	188.5	4	188.2	2	188.2	5	187.8	6	187.2	7	188,0
38	Ola NESBAKKEN GRANSH	TEAM TACK KAWASAKI	Kawasaki Nin	188.2	7	187.8	11	187.5	10	187.2	9	187.2	13	187,6
81	Juan Esteban RIVERA COLLA	AUSTIN RACING & VHC LIQUIMOLY	Kawasaki Nin	187.5	3	186.5	5	185.9	10	184.6	2	183.7	6	185,6
21	Jordi RAPOSEIRAS BERENTE	TEAM ALARXA RACING	Kawasaki Nin	185.9	2	184.3	3	184.0	10	183.7	4	183.7	5	184,3
39	Enzo VALENTIM GARCIA	TEAM SPN RACING-598	Kawasaki Nin	184.9	2	165.6	1	145.4	3					165,3
74	Juan Antonio CONESA BENGASS	RACING TEAM	Yamaha R3 t	180.0	4	179.7	8	179.7	5	179.4	2	179.4	6	179,6
55	Marcos LOPEZ NIETO	ALMA RACING TEAM	Kawasaki Nin	172.5	1									172,5
36	Juho KANTOLA	KALLIO RACING JUNIOR TEAM												







# SBK Junior

## CAMPEONATO DE ESPAÑA DE SUPERBIKE

### Carrera 1

### Fastest Lap Sequence

Elapsed	No	Rider	Team	Bike	Class	Time	Kph	Lap
3:52.228	10	Unai ORRADRE ABAD	YAMAHA MS RACING	YAMAHA		<b>1:52.775</b>	125.5	2
5:44.786	10	Unai ORRADRE ABAD	YAMAHA MS RACING	YAMAHA		<b>1:52.558</b>	125.8	3
5:45.092	83	Meikon Yuji KAWAKAMI	YAMAHA MS RACING	YAMAHA		<b>1:52.454</b>	125.9	3
9:30.003	10	Unai ORRADRE ABAD	YAMAHA MS RACING	YAMAHA		<b>1:52.442</b>	125.9	5





# SBK Junior CAMPEONATO DE ESPAÑA DE SUPERBIKE Carrera 1

## Analysis by lap

Lapped

No	Lap Time	Gap	No	Lap Time	Gap	No	Lap Time	Gap	No	Lap Time	Gap	No	Lap Time	Gap	
<b>Lap 1</b>															
10	1:59.453	0.000	81	1:54.693	7.272	83	1:52.512	0.043	81	1:55.374	21.336	94	1:54.233	9.484	
83	1:59.518	0.065	8	1:53.796	7.362	11	1:53.629	2.490	24	1:56.038	21.866	43	1:53.819	12.805	
11	1:59.791	0.338	53	1:54.906	7.380	61	1:53.094	3.018	15	1:55.750	22.261	99	1:54.947	12.849	
94	2:00.858	1.405	72	1:55.474	8.903	5	1:52.664	3.142	30	1:56.749	24.759	35	1:53.843	12.972	
42	2:00.951	1.498	59	1:55.345	9.832	4	1:52.894	3.231	53	1:56.298	27.007	18	1:54.001	13.602	
61	2:00.999	1.546	74	1:55.456	9.885	42	1:54.099	4.419	38	1:56.810	28.326	91	1:55.057	17.352	
5	2:01.258	1.805	24	1:56.133	11.844	78	1:54.195	5.154	70	1:57.113	29.708	8	1:55.218	17.427	
4	2:01.535	2.082	81	1:56.560	12.059	94	1:54.191	5.763	56	1:56.867	30.682	59	1:55.376	20.475	
22	2:02.111	2.658	15	1:56.309	12.469	99	1:54.178	6.646	23	1:57.204	31.334	22	1:55.606	22.063	
78	2:02.176	2.723	30	1:56.690	13.415	37	1:54.410	9.291	21	1:59.137	40.577	72	1:55.891	22.198	
99	2:02.575	3.122	38	1:57.742	14.714	18	1:54.388	9.500	28	2:26.990	45.223	74	1:55.594	22.459	
87	2:02.934	3.481	45	1:54.830	15.350	43	1:54.372	9.605	<b>Lap 6</b>						
37	2:03.184	3.731	70	1:58.182	15.997	35	1:54.277	10.155	10	1:52.721		81	1:55.716	26.430	
18	2:03.475	4.022	56	1:58.213	16.572	91	1:54.293	10.666	83	1:52.644	0.064	24	1:55.643	27.188	
35	2:03.512	4.059	23	1:58.129	17.028	28	1:54.490	10.675	61	1:53.627	5.993	15	1:56.321	28.296	
43	2:04.256	4.803	21	2:02.240	22.204	87	1:56.044	10.696	5	1:53.997	6.247	53	1:55.137	31.633	
28	2:04.478	5.025	<b>Lap 3</b>						4	1:54.039	6.326	30	1:57.644	33.003	
53	2:04.702	5.249	10	1:52.558		59	1:54.718	13.511	4	1:54.039	6.326	38	1:57.667	37.400	
91	2:04.807	5.354	83	1:52.454	0.306	22	1:57.664	13.803	11	1:53.974	6.428	56	1:57.590	39.386	
72	2:05.657	6.204	11	1:53.401	1.636	72	1:55.480	14.298	42	1:54.194	6.788	23	1:57.346	40.104	
8	2:05.794	6.341	61	1:53.208	2.699	74	1:55.444	14.340	78	1:53.956	7.093	70	1:58.129	43.288	
39	2:06.636	7.183	42	1:53.835	3.095	24	1:56.028	18.270	94	1:54.129	8.536	21	1:59.060	53.197	
74	2:06.657	7.204	4	1:53.216	3.112	81	1:56.122	18.404	99	1:54.975	11.187	28	1:57.984	56.168	
59	2:06.715	7.262	5	1:53.702	3.253	45	1:54.023	18.427	43	1:53.931	12.271	37	2:17.774	1:42.181	
81	2:07.727	8.274	78	1:52.756	3.734	15	1:55.634	18.953	35	1:53.959	12.414	<b>Lap 8</b>			
24	2:07.939	8.486	94	1:53.565	4.347	30	1:56.254	20.452	18	1:54.609	12.886	10	1:53.211		
15	2:08.388	8.935	99	1:53.681	5.243	53	2:06.055	23.151	8	1:54.958	15.494	83	1:53.207	0.009	
55	2:08.934	9.481	87	1:54.350	7.427	38	1:57.233	23.958	91	1:55.408	15.580	61	1:54.000	7.623	
30	2:08.953	9.500	37	1:54.780	7.656	70	1:58.166	25.037	59	1:55.324	18.384	6	1:54.046	7.807	
38	2:09.200	9.747	18	1:54.718	7.887	56	1:57.217	26.257	72	1:55.187	19.592	4	1:54.286	7.992	
70	2:09.643	10.190	43	1:54.470	8.008	23	1:57.982	26.572	22	1:54.827	19.742	11	1:54.090	8.117	
56	2:10.587	11.134	35	1:54.832	8.653	21	1:58.232	33.882	74	1:56.333	20.150	42	1:54.071	8.422	
23	2:11.127	11.674	22	1:55.430	8.914	<b>39</b>	2:03.072	1 Lap	45	1:54.333	22.162	78	1:54.068	8.751	
21	2:12.192	12.739	28	1:54.814	8.960	<b>Lap 5</b>						81	1:55.384	23.999	
45	2:12.748	13.295	8	1:54.238	9.042	10	1:52.442		24	1:55.685	24.830	94	1:55.265	11.538	
<b>Lap 2</b>															
10	1:52.775		91	1:54.434	9.148	83	1:52.540	0.141	15	1:55.720	25.260	43	1:54.329	13.923	
83	1:53.120	0.410	53	1:55.049	9.871	5	1:54.271	4.971	30	1:56.606	28.644	35	1:54.584	14.345	
11	1:53.230	0.793	59	1:54.294	11.568	4	1:54.219	5.008	53	1:55.495	29.781	99	1:55.156	14.794	
42	1:53.095	1.818	72	1:55.248	11.593	61	1:54.511	5.087	38	1:57.413	33.018	18	1:54.707	15.098	
61	1:53.278	2.049	74	1:54.344	11.671	11	1:55.127	5.175	56	1:57.120	35.081	91	1:54.702	18.843	
5	1:53.079	2.109	24	1:55.731	15.017	42	1:53.338	5.315	23	1:57.430	36.043	8	1:55.069	19.285	
4	1:53.147	2.454	81	1:55.556	15.057	78	1:53.146	5.858	70	2:01.457	38.444	59	1:54.823	22.087	
94	1:54.710	3.340	15	1:56.183	16.094	94	1:53.807	7.128	21	1:59.566	47.422	45	1:54.125	23.825	
78	1:53.588	3.536	30	1:56.116	16.973	99	1:54.729	8.933	28	1:58.967	51.469	72	1:55.299	24.286	
99	1:53.773	4.120	45	1:54.387	17.179	18	1:53.940	10.998	37	2:57.540	1:17.692	74	1:55.342	24.590	
37	1:54.478	5.434	38	1:57.344	19.500	43	1:53.898	11.061	<b>Lap 7</b>						
87	1:54.929	5.635	70	1:56.607	19.646	35	1:53.463	11.176	10	1:53.285		24	1:56.119	30.096	
18	1:54.480	5.727	23	1:56.895	21.365	37	1:56.024	12.873	83	1:53.234	0.013	15	1:56.083	31.168	
22	1:56.159	6.042	56	1:57.801	21.815	91	1:54.669	12.893	61	1:54.126	6.834	53	1:55.461	33.883	
43	1:54.068	6.096	21	1:58.779	28.425	8	1:54.057	13.257	4	1:53.876	6.917	30	1:57.217	37.009	
35	1:55.095	6.379	<b>39</b>	4:49.170	1 Lap	59	1:54.712	15.781	5	1:54.010	6.972	38	1:57.501	41.690	
28	1:54.454	6.704	<b>Lap 4</b>						11	1:54.095	7.238	56	1:57.562	43.737	
<b>Lap 3</b>															
10	1:52.775		72	1:55.270	17.126	74	1:54.640	16.538	42	1:54.059	7.562	23	1:57.564	44.457	
<b>Lap 2</b>															
10	1:52.775		22	1:56.275	17.636	45	1:54.565	20.550	78	1:54.086	7.894	70	1:57.769	47.846	
<b>Lap 1</b>															
10	1:59.453	0.000	83	1:52.512	0.043	81	1:55.374	21.336	94	1:54.233	9.484				





# SBK Junior

## CAMPEONATO DE ESPAÑA DE SUPERBIKE

### Carrera 1

### Analysis by lap

Lapped

No	Lap Time	Gap	No	Lap Time	Gap	No	Lap Time	Gap	No	Lap Time	Gap	No	Lap Time	Gap					
28	1:56.299	59.256	74	1:55.402	28.472	78	1:53.458	10.062	23	1:58.224	1:10.447								
Lap 9																			
83	1:52.829		22	1:54.958	29.954	42	1:53.409	10.435	70	1:57.907	1:17.589								
10	1:52.939	0.101	81	1:55.892	35.753	11	1:53.818	11.386	28	1:56.447	1:18.403								
5	1:53.867	8.836	24	1:56.739	36.191	43	1:54.028	16.174	21	2:00.307	1:32.792								
4	1:53.763	8.917	15	1:56.671	37.281	94	1:53.872	16.355	37	2:05.540	1 Lap								
61	1:54.310	9.095	53	1:55.929	39.142	35	1:53.849	16.620											
42	1:53.880	9.464	30	1:57.758	46.117	18	1:53.646	17.242											
11	1:54.369	9.648	37	2:16.200	1 Lap	99	1:53.903	17.772											
78	1:53.877	9.790	38	1:57.446	50.081	91	1:55.071	27.274											
94	1:54.867	13.567	56	1:56.650	50.215	45	1:53.603	27.484											
43	1:53.831	14.916	23	1:58.177	53.337	8	1:55.185	27.569											
35	1:53.661	15.168	70	1:58.391	57.607	59	1:54.650	29.268											
99	1:53.842	15.798	28	1:57.156	1:06.793	72	1:55.041	31.214											
18	1:53.753	16.013	21	2:01.071	1:12.291	22	1:54.855	32.913											
91	1:55.446	21.451	Lap 11																
8	1:55.232	21.679	83	1:53.059		74	1:55.967	33.341											
59	1:55.499	24.748	10	1:53.189	0.412	81	1:56.451	42.579											
45	1:53.998	24.985	5	1:53.387	9.252	24	1:56.540	42.632											
37	2:28.869	1 Lap	4	1:53.447	9.351	15	1:55.989	43.028											
72	1:54.887	26.335	61	1:53.291	9.404	53	1:55.045	43.222											
74	1:55.119	26.871	78	1:53.416	9.712	30	1:57.609	54.806											
22	1:55.047	28.797	42	1:53.461	10.134	56	1:57.378	58.550											
24	1:55.995	33.253	11	1:53.521	10.676	38	1:58.008	59.083											
81	1:56.677	33.662	43	1:53.624	15.254	23	1:58.303	1:05.148											
15	1:56.081	34.411	94	1:54.373	15.591	70	1:58.321	1:12.607											
53	1:55.969	37.014	35	1:54.003	15.879	28	1:57.178	1:14.881											
30	1:57.989	42.160	18	1:54.018	16.704	37	2:08.668	1 Lap											
38	1:57.584	46.436	99	1:54.459	16.977	21	1:59.254	1:25.410											
56	1:56.467	47.366	91	1:55.583	25.311	Lap 13													
23	1:57.342	48.961	8	1:55.591	25.492	10	1:52.880												
70	1:58.009	53.017	45	1:53.792	26.989	83	1:52.992	0.067											
28	1:57.020	1:03.438	59	1:54.627	27.726	5	1:53.396	9.978											
21	1:58.889	1:05.021	72	1:54.745	29.281	4	1:53.388	10.049											
Lap 10																			
83	1:53.801		74	1:55.069	30.482	61	1:53.402	10.111											
10	1:53.982	0.282	22	1:54.271	31.166	78	1:53.561	10.698											
5	1:53.889	8.924	24	1:56.068	39.200	42	1:53.543	11.053											
4	1:53.847	8.963	81	1:56.542	39.236	11	1:53.908	12.369											
61	1:53.878	9.172	15	1:55.925	40.147	94	1:54.656	18.086											
78	1:53.366	9.355	53	1:55.202	41.285	43	1:54.970	18.219											
42	1:54.069	9.732	30	1:57.247	50.305	35	1:54.571	18.266											
11	1:54.367	10.214	38	1:57.161	54.183	18	1:54.119	18.436											
94	1:54.511	14.277	56	1:57.124	54.280	99	1:53.717	18.564											
43	1:53.574	14.689	23	1:59.675	59.953	91	1:54.699	29.048											
35	1:53.568	14.935	70	2:02.846	1:07.394	45	1:54.498	29.057											
99	1:53.580	15.577	37	2:13.396	1 Lap	8	1:54.760	29.404											
18	1:53.533	15.745	28	1:57.077	1:10.811	59	1:54.618	30.961											
91	1:55.137	22.787	21	2:00.032	1:19.264	72	1:55.122	33.411											
8	1:55.082	22.960	Lap 12																
59	1:55.211	26.158	83	1:53.108		22	1:54.397	34.385											
45	1:55.072	26.256	10	1:52.741	0.045	74	1:55.953	36.369											
72	1:55.061	27.595	5	1:53.363	9.507	24	1:56.405	46.112											
			4	1:53.343	9.586	81	1:56.461	46.115											
			61	1:53.338	9.634	53	1:56.085	46.382											
						15	1:56.711	46.814											
						30	1:58.536	1:00.417											
						38	1:56.791	1:02.949											
						56	1:57.978	1:03.603											







# SBK Junior

## CAMPEONATO DE ESPAÑA DE SUPERBIKE

### Carrera 1

### Sector Analysis

_ Invalidated Lap							■ Personal Best							■ Session Best							B Crossing the pit lane																																																																					
Lap	Time	Sector 1	Sector 2	Sector 3	T.Sp	Elapsed	Lap	Time	Sector 1	Sector 2	Sector 3	T.Sp	Elapsed	Lap	Time	Sector 1	Sector 2	Sector 3	T.Sp	Elapsed	Lap	Time	Sector 1	Sector 2	Sector 3	T.Sp	Elapsed																																																															
<b>4</b> Eric FERNANDEZ ROBLADILLO ESP							TEAM SPEED RACING KAWASAKI							7 1:53.285 30.884 40.264 42.137 188.2 13:16.009							8 1:53.211 31.418 39.763 42.030 177.6 15:09.220																																																																					
1	2:01.535	38.641	40.635	42.259	160.7	2:01.535	9	1:52.939	31.287	39.574	42.078	173.1	17:02.159	10	1:53.982	30.759	40.497	42.726	189.1	18:56.141	11	1:53.189	31.103	39.991	42.095	182.4	20:49.330	12	1:52.741	30.900	39.837	42.004	189.5	22:42.071	13	1:52.880	31.160	39.715	42.005	178.8	24:34.951																																																	
2	1:53.147	31.030	40.015	42.102	190.1	3:54.682	<b>11</b> Javier CORRAL ARIAS ESP							I+DENT RACING TEAM YAMAHA							1 1:59.791 37.492 40.037 42.262 161.9 1:59.791																																																																					
3	1:53.216	30.802	40.174	42.240	189.1	5:47.898	2	1:53.230	31.008	39.944	42.278	189.8	3:53.021	3	1:53.401	30.811	40.139	42.451	190.1	5:46.422	4	1:53.629	31.088	39.996	42.545	186.2	7:40.051	5	1:55.127	31.015	40.628	43.484	185.9	9:35.178	6	1:53.974	31.562	40.131	42.281	185.6	11:29.152	7	1:54.095	31.590	40.265	42.240	189.1	13:23.247	8	1:54.090	31.396	40.305	42.389	192.5	15:17.337	9	1:54.369	30.971	40.684	42.714	189.1	17:11.706	10	1:54.367	31.320	40.594	42.453	194.9	19:06.073	11	1:53.521	30.797	40.348	42.376	191.5	20:59.594	12	1:53.818	31.021	40.441	42.356	190.5	22:53.412	13	1:53.908	30.934	40.474	42.500	187.5	24:47.320
4	1:52.894	31.255	39.922	41.717	183.7	7:40.792	<b>15</b> Aaron GARCIA VAZQUEZ ESP							TJT RACING KAWASAKI							1 2:08.388 41.200 42.790 44.398 168.2 2:08.388																																																																					
5	1:54.219	31.122	39.913	43.184	194.6	9:35.011	2	1:56.309	31.699	41.254	43.356	189.8	4:04.697	3	1:56.183	31.434	41.099	43.650	190.8	6:00.880	4	1:55.634	31.505	40.985	43.144	187.8	7:56.514	5	1:55.750	31.530	41.012	43.208	189.1	9:52.264	6	1:55.720	31.425	40.907	43.388	189.8	11:47.984	7	1:56.321	31.619	41.266	43.436	187.2	13:44.305	8	1:56.083	31.595	41.060	43.428	185.2	15:40.388	9	1:56.081	31.681	41.040	43.360	186.2	17:36.469	10	1:56.671	31.667	41.485	43.519	186.5	19:33.140	11	1:55.925	31.442	41.163	43.320	186.9	21:29.065	12	1:55.989	31.546	41.165	43.278	185.9	23:25.054	13	1:56.711	32.396	41.117	43.198	183.1	25:21.765
6	1:54.039	31.463	40.191	42.385	187.8	11:29.050	<b>18</b> Angel HEREDIA MARTINEZ ESP							DEZA ? ISMABON RACING TEAM KAWASAKI							1 2:03.475 39.292 41.484 42.699 165.1 2:03.475																																																																					
7	1:53.876	31.317	40.127	42.432	191.8	13:22.926	2	1:54.480	31.123	40.691	42.666	192.9	3:57.955	3	1:54.718	31.103	40.649	42.966	192.2	5:52.673	4	1:54.388	31.216	40.445	42.727	193.9	7:47.061	5	1:53.940	31.014	40.277	42.649	191.2	9:41.001	6	1:54.609	31.555	40.543	42.511	185.2	11:35.610	7	1:54.001	31.124	40.188	42.689	190.5	13:29.611	8	1:54.707	31.139	40.576	42.992	189.5	15:24.318	9	1:53.753	31.045	40.224	42.484	190.8	17:18.071	10	1:53.533	30.871	40.305	42.357	193.5	19:11.604	11	1:54.018	30.870	40.423	42.725	193.5	21:05.622	12	1:53.646	31.136	40.148	42.362	184.9	22:59.268	13	1:54.119	31.104	40.220	42.795	185.6	24:53.387
8	1:54.286	31.399	40.320	42.567	186.9	15:17.212	<b>10</b> Unai ORRADRE ABAD ESP							YAMAHA MS RACING YAMAHA							1 1:59.453 37.225 39.677 42.551 160.7 1:59.453																																																																					
9	1:53.763	30.987	40.341	42.435	190.5	17:10.975	2	1:52.775	30.912	39.808	42.055	186.5	3:52.228	3	1:52.558	30.779	39.669	42.110	186.5	5:44.786	4	1:52.775	30.885	39.662	42.228	186.9	7:37.561	5	1:52.442	30.919	39.426	42.097	187.8	9:30.003	6	1:52.721	30.840	39.597	42.284	187.8	11:22.724	10	1:52.775	30.885	39.662	42.228	186.9	7:37.561																																										
10	1:53.847	31.324	39.968	42.555	184.0	19:04.822	<b>5</b> Francesc PEREZ CASAS ESP							ETG RACING YAMAHA							1 2:01.258 38.323 40.502 42.433 158.6 2:01.258																																																																					
11	1:53.447	31.142	40.005	42.300	189.8	20:58.269	2	1:53.079	31.188	39.939	41.952	190.1	3:54.337	3	1:53.702	31.002	40.560	42.140	200.7	5:48.039	4	1:52.664	30.870	39.790	42.004	190.1	7:40.703	5	1:54.271	31.111	40.026	43.134	195.3	9:34.974	6	1:53.997	31.368	40.138	42.491	184.6	11:28.971	7	1:54.010	31.633	40.145	42.232	190.8	13:22.981	8	1:54.046	31.213	40.214	42.619	185.9	15:17.027	9	1:53.867	31.042	40.259	42.566	191.2	17:10.894	10	1:53.889	31.247	40.050	42.592	184.9	19:04.783	11	1:53.387	31.025	39.993	42.369	186.5	20:58.170	12	1:53.363	31.034	39.976	42.353	185.9	22:51.533	13	1:53.396	31.051	40.154	42.191	183.4	24:44.929
12	1:53.343	31.155	39.935	42.253	186.2	22:51.612	<b>8</b> Carlos GIMENEZ DE TORRES ESP							ARCO-MOTOR UNIVERSITY TEAM YAMAHA							1 2:05.794 40.192 42.316 43.286 160.5 2:05.794																																																																					
13	1:53.388	31.122	39.817	42.449	183.4	24:45.000	2	1:53.796	31.154	40.124	42.518	189.8	3:59.590	3	1:54.238	31.294	40.299	42.645	186.5	5:53.828	4	1:55.375	30.974	41.369	43.032	190.1	7:49.203	5	1:54.057	31.286	40.261	42.510	188.2	9:43.260	6	1:54.958	31.235	40.958	42.765	187.8	11:38.218	7	1:55.218	31.507	40.773	42.938	184.3	13:33.436	8	1:55.069	31.720	40.665	42.684	182.7	15:28.505	9	1:55.232	31.295	40.957	42.980	184.6	17:23.737	10	1:55.082	31.611	40.650	42.821	182.1	19:18.819	11	1:55.591	31.649	41.017	42.925	184.6	21:14.410	12	1:55.185	31.559	41.191	42.435	185.9	23:09.595	13	1:54.760	31.549	40.662	42.549	184.3	25:04.355





# SBK Junior

## CAMPEONATO DE ESPAÑA DE SUPERBIKE

### Carrera 1

### Sector Analysis

_ Invalidated Lap							■ Personal Best							■ Session Best							B Crossing the pit lane													
Lap	Time	Sector 1	Sector 2	Sector 3	T.Sp	Elapsed	Lap	Time	Sector 1	Sector 2	Sector 3	T.Sp	Elapsed	Lap	Time	Sector 1	Sector 2	Sector 3	T.Sp	Elapsed	Lap	Time	Sector 1	Sector 2	Sector 3	T.Sp	Elapsed							
<b>21</b> Jordi RAPOSEIRAS BERENGUERAS AND TEAM ALARXA RACING KAWASAKI							7 <b>1:55.643</b> 31.448 <b>40.834</b> 43.361 186.9 13:43.197							8 1:56.119 31.658 41.198 43.263 185.6 15:39.316							9 1:55.995 31.732 40.904 43.359 188.5 17:35.311													
1	2:12.192	43.115	43.777	45.300	161.9	2:12.192	10	1:56.739	31.724	41.553	43.462	180.9	19:32.050	11	1:56.068	31.625	41.001	43.442	186.5	21:28.118	12	1:56.540	32.021	41.171	43.348	181.8	23:24.658	13	1:56.405	32.096	41.196	<b>43.113</b>	177.9	25:21.063
2	2:02.240	34.804	42.698	44.738	185.9	4:14.432	5 <b>28</b> Luis Felipe ARREDONDO GIRALDO COL KAWASAKI PL RACING JUNIOR TEª KAWASAKI							1 2:04.478 39.618 41.593 43.267 163.9 2:04.478							2 <b>1:54.454</b> 31.074 40.486 <b>42.894</b> 193.2 3:58.932													
3	1:58.779	32.171	42.038	44.570	184.3	6:13.211	3	1:54.814	31.056	40.687	43.071	193.2	5:53.746	4	1:54.490	<b>30.939</b>	<b>40.430</b>	43.121	191.2	7:48.236	5	2:26.990	31.286	1:10.461	45.243	185.6	10:15.226	6	1:58.967	32.431	42.451	44.085	182.1	12:14.193
4	<b>1:58.232</b>	32.169	<b>41.933</b>	44.130	183.7	8:11.443	7	1:57.984	31.847	42.214	43.923	183.4	14:12.177	8	1:56.299	31.645	41.293	43.361	184.0	16:08.476	9	1:57.020	31.629	41.670	43.721	189.8	18:05.496	10	1:57.156	31.784	41.792	43.580	184.3	20:02.652
5	1:59.137	<b>32.104</b>	42.266	44.767	183.7	10:10.580	11	1:57.077	31.880	41.709	43.488	185.2	21:59.729	12	1:57.178	31.987	41.759	43.432	184.6	23:56.907	13	1:56.447	31.838	41.497	43.112	183.7	25:53.354							
6	1:59.566	32.580	42.630	44.356	182.7	12:10.146	5 <b>30</b> Miguel ROMAN SANCHEZ ESP SPEED RACING TEAM KAWASAKI							1 2:08.953 41.210 43.167 44.576 169.5 2:08.953							2 1:56.690 32.340 <b>40.963</b> <b>43.387</b> 190.8 4:05.643													
7	1:59.060	32.322	42.535	44.203	183.4	14:09.206	3	<b>1:56.116</b>	<b>31.524</b>	41.056	43.536	189.1	6:01.759	4	1:56.254	31.636	41.177	43.441	187.8	7:58.013	5	1:56.749	31.652	41.531	43.566	187.2	9:54.762							
8	1:58.984	32.510	42.354	<b>44.120</b>	182.4	16:08.190	6	1:56.606	31.767	41.275	43.564	184.3	11:51.368	7	1:57.644	31.875	41.913	43.856	183.1	13:49.012	8	1:57.217	32.247	41.330	43.640	184.3	15:46.229							
9	1:58.889	32.306	42.006	44.577	182.7	18:07.079	9	1:57.989	31.926	41.857	44.206	184.6	17:44.218	10	1:57.758	32.220	41.775	43.763	182.7	19:41.976	11	1:57.247	32.004	41.425	43.818	184.0	21:39.223							
10	2:01.071	32.193	44.287	44.591	184.0	20:08.150	12	1:57.609	32.116	41.816	43.677	182.1	23:36.832	13	1:58.536	32.349	41.935	44.252	179.4	25:35.368														
11	2:00.032	32.511	42.769	44.752	183.7	22:08.182	5 <b>35</b> Yeray SAIZ MARQUEZ ESP MOTORBIKE MOYA & TECNIRACIN( KAWASAKI							1 2:03.512 39.504 41.008 43.000 161.9 2:03.512							2 1:55.095 31.320 40.675 43.100 190.8 3:58.607													
12	1:59.254	32.322	42.480	44.452	180.9	24:07.436	3	1:54.832	31.213	40.771	42.848	191.2	5:53.439	4	1:54.277	31.042	40.497	42.738	188.5	7:47.716	5	<b>1:53.463</b>	31.038	40.245	42.180	191.5	9:41.179							
13	2:00.307	33.556	42.175	44.576	181.8	26:07.743	6	1:53.959	31.114	40.510	42.335	190.1	11:35.138	7	1:53.843	31.147	<b>40.104</b>	42.592	191.2	13:28.981	8	1:54.584	31.311	40.740	42.533	188.8	15:23.565							
<b>22</b> Sylvain MARKARIAN FRA YAMAHA MS RACING YAMAHA							9 1:53.661 31.211 40.156 42.294 188.5 17:17.226							10 1:53.568 31.036 40.353 <b>42.179</b> 190.8 19:10.794							11 1:54.003 <b>30.929</b> 40.641 42.433 191.5 21:04.797													
1	2:02.111	38.458	40.827	42.826	157.7	2:02.111	12	1:53.849	30.962	40.691	42.196	191.8	22:58.646	13	1:54.571	31.201	40.418	42.952	190.5	24:53.217														
2	1:56.159	<b>30.905</b>	42.125	43.129	192.5	3:58.270																												
3	1:55.430	31.202	40.847	43.381	191.2	5:53.700																												
4	1:57.664	34.052	40.773	42.839	190.8	7:51.364																												
5	1:56.275	32.877	40.673	42.725	193.2	9:47.639																												
6	1:54.827	31.148	41.010	<b>42.669</b>	190.5	11:42.466																												
7	1:55.606	30.937	41.841	42.828	190.8	13:38.072																												
8	1:57.736	31.372	43.284	43.080	185.9	15:35.808																												
9	1:55.047	31.253	40.745	43.049	186.5	17:30.855																												
10	1:54.958	31.449	40.761	42.748	186.9	19:25.813																												
11	<b>1:54.271</b>	30.988	<b>40.520</b>	42.763	189.1	21:20.084																												
12	1:54.855	31.130	40.887	42.838	189.1	23:14.939																												
13	1:54.397	31.198	40.521	42.678	184.3	25:09.336																												
<b>23</b> Antonia GINARD SASTRE ESP TEAM SPN RACING-598 KAWASAKI																																		
1	2:11.127	42.682	43.340	45.105	168.5	2:11.127																												
2	1:58.129	31.803	42.329	43.997	183.7	4:09.256																												
3	<b>1:56.895</b>	<b>31.620</b>	<b>41.313</b>	43.962	186.2	6:06.151																												
4	1:57.982	31.972	42.130	43.880	183.1	8:04.133																												
5	1:57.204	31.725	41.528	43.951	189.8	10:01.337																												
6	1:57.430	31.807	41.537	44.086	185.9	11:58.767																												
7	1:57.346	31.804	41.705	43.837	183.7	13:56.113																												
8	1:57.564	32.007	41.632	43.925	184.9	15:53.677																												
9	1:57.342	31.869	41.704	<b>43.769</b>	185.2	17:51.019																												
10	1:58.177	31.935	41.890	44.352	182.7	19:49.196																												
11	1:59.675	32.037	43.634	44.004	182.1	21:48.871																												
12	1:58.303	32.303	42.052	43.948	180.9	23:47.174																												
13	1:58.224	32.154	41.848	44.222	177.6	25:45.398																												
<b>24</b> Enrique LOPEZ NIETO ESP ALMA RACING TEAM KAWASAKI																																		
1	2:07.939	41.069	42.440	44.430	167.2	2:07.939																												
2	1:56.133	31.330	41.437	43.366	191.5	4:04.072																												
3	1:55.731	31.450	40.983	43.298	186.5	5:59.803																												
4	1:56.028	31.654	41.047	43.327	184.6	7:55.831																												
5	1:56.038	31.832	40.905	43.301	184.6	9:51.869																												
6	1:55.685	<b>31.305</b>	41.117	43.263	188.5	11:47.554																												





**SBK Junior**  
**CAMPEONATO DE ESPAÑA DE SUPERBIKE**  
Carrera 1

**Sector Analysis**

_ Invalidated Lap						■ Personal Best						■ Session Best						B Crossing the pit lane															
Lap	Time	Sector 1	Sector 2	Sector 3	T.Spd	Elapsed	Lap	Time	Sector 1	Sector 2	Sector 3	T.Spd	Elapsed	Lap	Time	Sector 1	Sector 2	Sector 3	T.Spd	Elapsed	Lap	Time	Sector 1	Sector 2	Sector 3	T.Spd	Elapsed						
<b>37</b> Mauro GONZALEZ ROJAS ESP																																	
ARCO-MOTORR UNIVERSITY TEAM YAMAHA																																	
1	2:03.184	39.022	41.274	42.888	162.4	2:03.184	2	1:54.068	31.036	40.250	42.782	190.5	3:58.324	3	1:54.470	31.006	40.572	42.892	192.2	5:52.794	4	1:54.372	31.212	40.618	42.542	195.3	7:47.166						
2	1:54.478	31.251	40.378	42.849	189.1	3:57.662	5	1:53.898	31.195	40.173	42.530	193.9	9:41.064	6	1:53.931	31.120	40.246	42.565	187.5	11:34.995	7	1:53.819	31.070	39.984	42.765	187.8	13:28.814						
3	1:54.780	31.542	40.395	42.843	185.9	5:52.442	8	1:54.329	31.310	40.449	42.570	184.9	15:23.143	9	1:53.831	31.113	40.258	42.460	185.6	17:16.974	10	1:53.574	30.960	40.396	42.218	187.2	19:10.548						
4	1:54.410	31.254	40.281	42.875	186.9	7:46.852	11	1:53.624	30.830	40.398	42.396	189.8	21:04.172	12	1:54.028	31.100	40.452	42.476	186.2	22:58.200	13	1:54.970	31.425	40.365	43.180	184.3	24:53.170						
5	1:56.024	32.811	40.591	42.622	183.1	9:42.876																											
6	2:57.540	31.462	1:35.090	50.988	187.8	12:40.416																											
7	2:17.774	39.724	48.789	49.261	171.7	14:58.190																											
8	2:28.869	36.868	56.100	55.901	175.0	17:27.059																											
9	2:16.200	38.967	48.478	48.755	138.5	19:43.259																											
10	2:13.396	36.442	49.121	47.833	184.0	21:56.655																											
11	2:08.668	35.594	46.010	47.064	179.4	24:05.323																											
12	2:05.540	35.899	43.826	45.815	174.5	26:10.863																											
<b>38</b> Ola NESBAKKEN GRANSHAGEN ESP																																	
TEAM TACK KAWASAKI KAWASAKI																																	
1	2:09.200	41.745	42.887	44.568	167.7	2:09.200																											
2	1:57.742	32.377	41.395	43.970	182.1	4:06.942																											
3	1:57.344	31.917	41.665	43.762	186.5	6:04.286																											
4	1:57.233	32.001	41.759	43.473	185.9	8:01.519																											
5	1:56.810	31.715	41.289	43.806	186.5	9:58.329																											
6	1:57.413	31.707	41.797	43.909	185.6	11:55.742																											
7	1:57.667	31.900	41.788	43.979	188.2	13:53.409																											
8	1:57.501	32.004	41.675	43.822	186.5	15:50.910																											
9	1:57.584	32.151	41.446	43.987	187.2	17:48.494																											
10	1:57.446	31.771	41.737	43.938	187.5	19:45.940																											
11	1:57.161	31.958	41.455	43.748	187.8	21:43.101																											
12	1:58.008	31.803	42.276	43.929	185.2	23:41.109																											
13	1:56.791	31.615	41.277	43.899	187.2	25:37.900																											
<b>39</b> Enzo VALENTIM GARCIA BRA																																	
TEAM SPN RACING-598 KAWASAKI																																	
1	2:06.636	40.356	42.205	44.075	165.6	2:06.636																											
2	4:49.170	31.676	52.845	3:24.649	184.9	6:55.806																											
3	2:03.072	38.086	41.453	43.533	145.4	8:58.878																											
<b>42</b> Raul PEREZ ORNEO ESP																																	
TEAM ALARXA RACING KAWASAKI																																	
1	2:00.951	37.950	40.440	42.561	162.4	2:00.951																											
2	1:53.095	30.976	39.914	42.205	187.5	3:54.046																											
3	1:53.835	31.154	40.144	42.537	185.9	5:47.881																											
4	1:54.099	31.473	40.461	42.165	187.2	7:41.980																											
5	1:53.338	31.054	40.109	42.175	184.9	9:35.318																											
6	1:54.194	31.323	40.439	42.432	190.1	11:29.512																											
7	1:54.059	31.337	40.300	42.422	189.8	13:23.571																											
8	1:54.071	31.257	40.289	42.525	190.1	15:17.642																											
9	1:53.880	30.925	40.367	42.588	189.1	17:11.522																											
10	1:54.069	31.327	40.237	42.505	189.5	19:05.591																											
11	1:53.461	30.927	40.320	42.214	188.8	20:59.052																											
12	1:53.409	31.053	40.133	42.223	187.8	22:52.461																											
13	1:53.543	30.990	39.998	42.555	184.3	24:46.004																											
<b>43</b> Steward GARCIA CORREA COL																																	
FUSION RACING TEAM KAWASAKI																																	
1	2:04.256	39.673	41.804	42.779	165.6	2:04.256																											
<b>45</b> Felipe CORTADO MACAN BRA																																	
YAMAHA MS RACING YAMAHA																																	
1	2:12.748	49.207	40.693	42.848	144.8	2:12.748																											
2	1:54.830	30.914	40.896	43.020	188.8	4:07.578																											
3	1:54.387	31.088	40.552	42.747	189.1	6:01.965																											
4	1:54.023	30.667	40.514	42.842	193.2	7:55.988																											
5	1:54.565	31.021	40.581	42.963	187.2	9:50.553																											
6	1:54.333	31.080	40.421	42.832	185.2	11:44.886																											
7	1:54.034	30.921	40.528	42.585	186.9	13:38.920																											
8	1:54.125	30.802	40.645	42.678	189.8	15:33.045																											
9	1:53.998	30.973	40.415	42.610	184.9	17:27.043																											
10	1:55.072	31.449	40.614	43.009	189.1	19:22.115																											
11	1:53.792	30.880	40.321	42.591	187.8	21:15.907																											
12	1:53.603	30.815	40.252	42.536	186.2	23:09.510																											
13	1:54.498	31.283	40.494	42.721	185.9	25:04.008																											
<b>53</b> Hector YEBRA PEREZ ESP																																	
HYCOMPETICION TEAM KAWASAKI																																	
1	2:04.702	39.959	41.470	43.273	157.2	2:04.702																											
2	1:54.906	31.252	40.487	43.167	193.9	3:59.608																											
3	1:55.049	31.684	40.326	43.039	186.2	5:54.657																											
4	2:06.055	39.628	42.840	43.587	189.1	8:00.712																											
5	1:56.298	32.090	41.102	43.106	185.6	9:57.010																											
6	1:55.495	31.561	40.923	43.011	185.6	11:52.505																											
7	1:55.137	31.224	40.768	43.145	188.5	13:47.642																											
8	1:55.461	31.524	40.736	43.201	185.9	15:43.103																											
9	1:55.969	31.467	41.090	43.412	185.9	17:39.072																											
10	1:55.929	31.718	41.073	43.138	185.2	19:35.001																											
11	1:55.202	31.410	40.960	42.832	187.8	21:30.203																											
12	1:55.045	31.231	40.585	43.229	187.8	23:25.248																											
13	1:56.085	31.911	41.014	43.160	188.8	25:21.333																											
<b>55</b> Marcos LOPEZ NIETO ESP																																	
ALMA RACING TEAM KAWASAKI																																	
1	2:08.934	41.497	43.168	44.269	172.5	2:08.934																											
<b>56</b> Dayron MORILLAS ZAMORA ESP																																	
YAMAHA MS RACING YAMAHA																																	
1	2:10.587	42.128	43.580	44.879	162.9	2:10.587																											
2	1:58.213	31.637	42.292	44.284	189.5	4:08.800																											
3	1:57.801	31.270	41.571	44.960	189.8	6:06.601																											
4	1:57.217	31.744	41.628	43.845	187.2	8:03.818																											
5	1:56.867	31.583	41.590	43.694	188.5	10:00.685																											
6	1:57.120	32.176	41.336	43.608	188.2	11:57.805																											







**SBK Junior**  
**CAMPEONATO DE ESPAÑA DE SUPERBIKE**  
Carrera 1

Sector Analysis

_ Invalidated Lap							■ Personal Best	■ Session Best	■ Crossing the pit lane										
Lap	Time	Sector 1	Sector 2	Sector 3	T.Sp	Elapsed	Lap	Time	Sector 1	Sector 2	Sector 3	T.Sp	Elapsed						
<b>59</b> Sergio JIMENEZ GONZALEZ ESP																			
I+DENT RACING TEAM YAMAHA																			
1	2:06.715	40.928	42.287	43.500	163.1	2:06.715													
2	1:55.345	31.493	41.031	42.821	189.1	4:02.060													
3	1:54.294	31.274	40.409	42.611	188.8	5:56.354													
4	1:54.718	31.292	40.458	42.968	188.5	7:51.072													
5	1:54.712	31.233	40.498	42.981	188.5	9:45.784													
6	1:55.324	31.450	40.633	43.241	186.5	11:41.108													
7	1:55.376	31.601	40.660	43.115	185.2	13:36.484													
8	1:54.823	31.458	40.339	43.026	185.2	15:31.307													
9	1:55.499	31.401	40.804	43.294	186.2	17:26.806													
10	1:55.211	31.577	40.546	43.088	184.3	19:22.017													
11	1:54.627	31.419	40.329	42.879	186.2	21:16.644													
12	1:54.650	31.169	40.807	42.674	188.5	23:11.294													
13	1:54.618	31.240	40.661	42.717	184.6	25:05.912													
<b>72</b> Yeray RUIZ RUIZ ESP																			
FIFTY MOTORSPORT KAWASAKI																			
1	2:05.657	40.508	41.765	43.384	163.4	2:05.657													
2	1:55.474	31.497	40.873	43.104	188.2	4:01.131													
3	1:55.248	31.417	40.711	43.120	186.9	5:56.379													
4	1:55.480	31.532	40.778	43.170	188.5	7:51.859													
5	1:55.270	31.417	40.714	43.139	188.8	9:47.129													
6	1:55.187	31.353	40.711	43.123	187.5	11:42.316													
7	1:55.891	31.266	41.081	43.544	185.9	13:38.207													
8	1:55.299	31.406	40.914	42.979	187.5	15:33.506													
9	1:54.887	31.110	40.578	43.199	187.5	17:28.393													
10	1:55.061	31.413	40.623	43.025	184.6	19:23.454													
11	1:54.745	31.224	40.432	43.089	185.9	21:18.199													
12	1:55.041	31.416	40.510	43.115	184.6	23:13.240													
13	1:55.122	31.453	40.511	43.158	181.8	25:08.362													
<b>74</b> Juan Antonio CONESA BENITO ESP																			
GASSS RACING TEAM YAMAHA																			
1	2:06.657	40.676	42.223	43.758	166.7	2:06.657													
2	1:55.456	31.976	40.931	42.549	179.4	4:02.113													
3	1:54.344	31.391	40.393	42.560	178.2	5:56.457													
4	1:55.444	31.625	41.033	42.786	180.0	7:51.901													
5	1:54.640	31.594	40.284	42.762	179.7	9:46.541													
6	1:56.333	32.162	41.284	42.887	179.4	11:42.874													
7	1:55.594	31.477	41.120	42.997	178.8	13:38.468													
8	1:55.342	31.766	40.842	42.734	179.7	15:33.810													
9	1:55.119	31.578	40.799	42.742	178.2	17:28.929													
10	1:55.402	31.632	40.882	42.888	177.6	19:24.331													
11	1:55.069	31.555	40.676	42.838	178.5	21:19.400													
12	1:55.967	31.765	41.247	42.955	178.2	23:15.367													
13	1:55.953	31.678	41.264	43.011	179.1	25:11.320													
<b>78</b> Daniel MOGEDA VENDRELLS ESP																			
TEAM SPN RACING-598 KAWASAKI																			
1	2:02.176	38.669	40.922	42.585	162.2	2:02.176													
2	1:53.588	30.990	40.320	42.278	194.9	3:55.764													
3	1:52.756	30.705	39.848	42.203	196.7	5:48.520													
4	1:54.195	30.950	40.861	42.384	197.1	7:42.715													
5	1:53.146	30.858	39.955	42.333	193.9	9:35.861													
6	1:53.956	30.979	40.242	42.735	195.7	11:29.817													
7	1:54.086	31.151	40.450	42.485	197.8	13:23.903													
8	1:54.068	31.061	40.444	42.563	197.8	15:17.971													
9	1:53.877	30.806	40.406	42.665	196.4	17:11.848													
10	1:53.366	30.891	40.143	42.332	197.8	19:05.214													
11	1:53.416	31.026	40.153	42.237	198.5	20:58.630													
12	1:53.458	31.042	40.173	42.243	195.7	22:52.088													
13	1:53.561	30.974	40.002	42.585	190.5	24:45.649													
<b>81</b> Juan Esteban RIVERA COLORADO COL																			
AUSTIN RACING & VHC LIQUIMOLY KAWASAKI																			
1	2:07.727	40.843	42.891	43.993	168.0	2:07.727													
2	1:56.560	31.837	41.110	43.613	184.6	4:04.287													
3	1:55.556	31.350	41.062	43.144	187.5	5:59.843													
4	1:56.122	31.716	41.099	43.307	182.7	7:55.965													
5	1:55.374	31.413	40.850	43.111	186.5	9:51.339													
6	1:55.384	31.568	40.718	43.098	183.7	11:46.723													





# SBK Junior

## CAMPEONATO DE ESPAÑA DE SUPERBIKE

### Carrera 1

### Sector Analysis

_ Invalidated Lap							■ Personal Best							■ Session Best							B Crossing the pit lane						
Lap	Time	Sector 1	Sector 2	Sector 3	T.Spd	Elapsed	Lap	Time	Sector 1	Sector 2	Sector 3	T.Spd	Elapsed	Lap	Time	Sector 1	Sector 2	Sector 3	T.Spd	Elapsed	Lap	Time	Sector 1	Sector 2	Sector 3	T.Spd	Elapsed
7	1:55.716	31.648	40.835	43.233	183.4	13:42.439	9	1:54.867	31.346	40.804	42.717	185.2	17:15.625	11	1:54.373	31.294	40.693	42.386	187.2	21:04.509	13	1:54.656	31.085	40.361	43.210	190.5	24:53.037
8	1:56.604	32.208	41.118	43.278	182.1	15:39.043	10	1:54.511	31.242	40.600	42.669	186.9	19:10.136	12	1:53.872	30.945	40.713	42.214	192.5	22:58.381							
9	1:56.677	31.819	41.326	43.532	182.1	17:35.720																					
10	1:55.892	31.563	40.935	43.394	185.9	19:31.612																					
11	1:56.542	31.836	41.463	43.243	182.4	21:28.154																					
12	1:56.451	31.762	41.192	43.497	182.4	23:24.605																					
13	1:56.461	31.993	41.159	43.309	179.4	25:21.066																					

<b>83</b>	<b>Meikon Yuji KAWAKAMI</b>	BRA				
	YAMAHA MS RACING	YAMAHA				
1	1:59.518	37.040	40.010	42.468	154.3	1:59.518
2	1:53.120	31.031	39.783	42.306	185.2	3:52.638
3	1:52.454	30.801	39.526	42.127	188.2	5:45.092
4	1:52.512	30.875	39.624	42.013	188.8	7:37.604
5	1:52.540	31.160	39.454	41.926	184.6	9:30.144
6	1:52.644	30.884	39.581	42.179	187.8	11:22.788
7	1:53.234	30.991	39.906	42.337	185.6	13:16.022
8	1:53.207	31.218	39.763	42.226	180.6	15:09.229
9	1:52.829	31.039	39.558	42.232	183.1	17:02.058
10	1:53.801	31.038	40.515	42.248	183.1	18:55.859
11	1:53.059	31.207	39.652	42.200	181.5	20:48.918
12	1:53.108	31.140	39.757	42.211	182.4	22:42.026
13	1:52.992	31.030	39.680	42.282	180.9	24:35.018

<b>87</b>	<b>Eliton KAWAKAMI</b>	BRA				
	YAMAHA MS RACING	YAMAHA				
1	2:02.934	38.466	41.491	42.977	162.7	2:02.934
2	1:54.929	31.292	40.732	42.905	193.2	3:57.863
3	1:54.350	31.082	40.354	42.914	193.2	5:52.213
4	1:56.044	31.515	41.048	43.481	186.5	7:48.257

<b>91</b>	<b>Borja JIMENEZ VICENTE</b>	ESP				
	POLI-SPORT RACING	KAWASAKI				
1	2:04.807	40.053	41.756	42.998	160.7	2:04.807
2	1:54.693	31.316	40.759	42.618	188.2	3:59.500
3	1:54.434	31.205	40.521	42.708	186.2	5:53.934
4	1:54.293	31.105	40.413	42.775	188.5	7:48.227
5	1:54.669	31.673	40.666	42.330	188.2	9:42.896
6	1:55.408	31.333	41.244	42.831	187.8	11:38.304
7	1:55.057	31.272	40.815	42.970	187.2	13:33.361
8	1:54.702	31.473	40.643	42.586	186.5	15:28.063
9	1:55.446	31.552	40.827	43.067	186.9	17:23.509
10	1:55.137	31.566	40.702	42.869	185.9	19:18.646
11	1:55.583	31.655	41.000	42.928	186.2	21:14.229
12	1:55.071	31.610	40.685	42.776	186.2	23:09.300
13	1:54.699	31.651	40.564	42.484	185.9	25:03.999

<b>94</b>	<b>Facundo Andres LLAMBIAS ROSAS</b>	URU				
	KAWASAKI PL RACING JUNIOR TEA	KAWASAKI				
1	2:00.858	37.702	40.532	42.624	160.0	2:00.858
2	1:54.710	31.912	40.228	42.570	185.9	3:55.568
3	1:53.565	31.060	40.074	42.431	189.5	5:49.133
4	1:54.191	31.030	40.298	42.863	189.5	7:43.324
5	1:53.807	30.962	40.218	42.627	190.1	9:37.131
6	1:54.129	31.033	40.434	42.662	189.5	11:31.260
7	1:54.233	31.158	40.445	42.630	187.8	13:25.493
8	1:55.265	31.609	40.627	43.029	187.5	15:20.758

<b>99</b>	<b>Josue SANCHEZ ARROYO</b>	ESP				
	ALMA RACING TEAM	KAWASAKI				
1	2:02.575	39.189	40.587	42.799	164.1	2:02.575
2	1:53.773	31.149	40.186	42.438	193.9	3:56.348
3	1:53.681	30.577	40.483	42.621	192.2	5:50.029
4	1:54.178	31.048	40.236	42.894	190.5	7:44.207
5	1:54.729	31.066	40.513	43.150	189.8	9:38.936
6	1:54.975	31.056	40.933	42.986	188.2	11:33.911
7	1:54.947	31.085	40.710	43.152	187.5	13:28.858
8	1:55.156	31.070	40.866	43.220	187.8	15:24.014
9	1:53.842	30.872	40.314	42.656	191.5	17:17.856
10	1:53.580	30.674	40.348	42.558	190.8	19:11.436
11	1:54.459	30.682	40.567	43.210	190.8	21:05.895
12	1:53.903	30.975	40.436	42.492	190.5	22:59.798
13	1:53.717	30.660	40.324	42.733	188.8	24:53.515





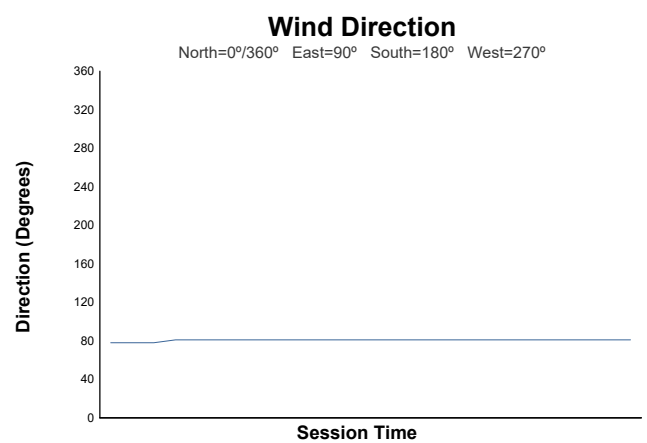
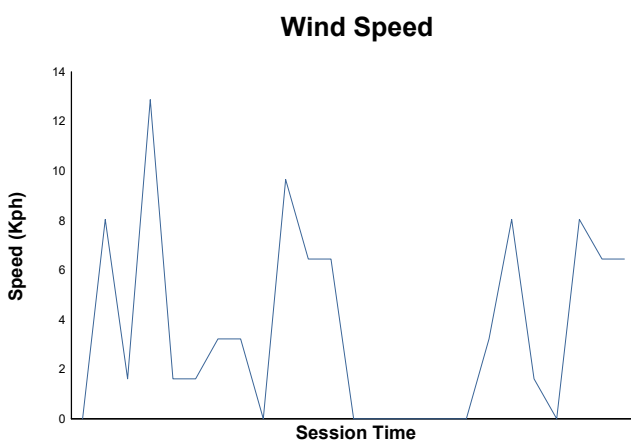
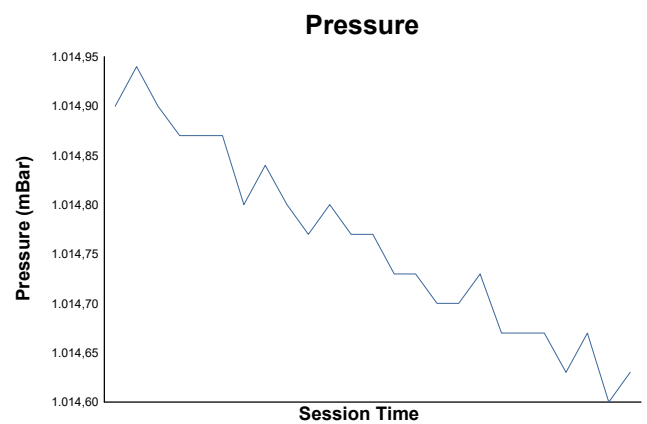
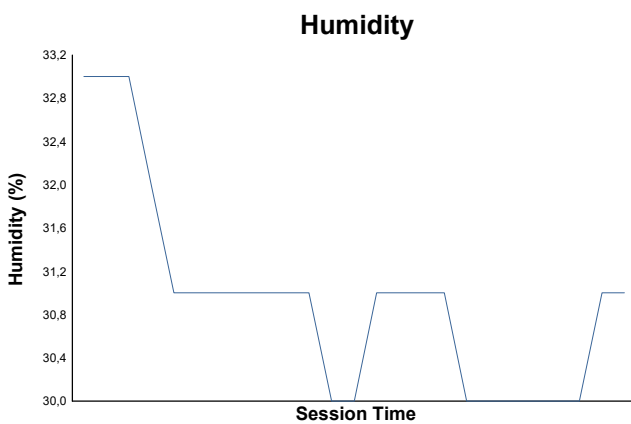
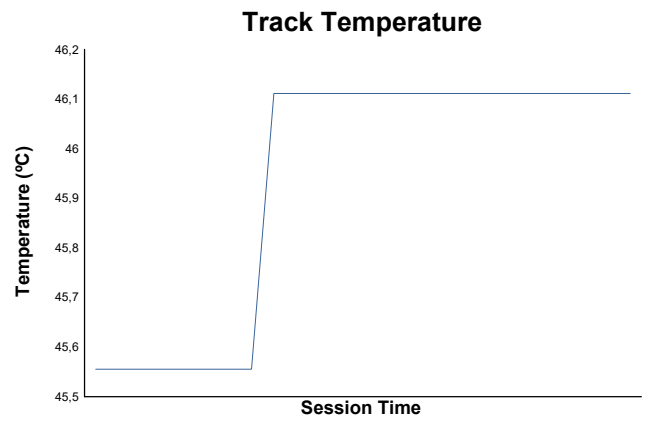
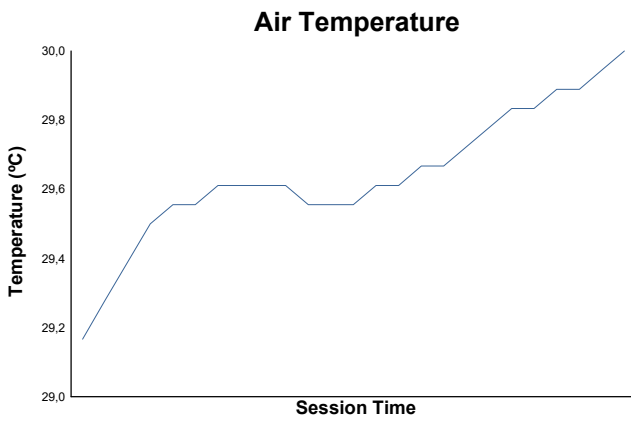


# CAMPEONATO DE ESPAÑA DE SUPERBIKE

SBK Junior

Carrera 1

## Weather Report



Track Status: **DRY**

