



SBK CAMPEONATO DE ESPAÑA DE SUPERBIKE

Warm-up

Classification

No	Rider	Nat	Team	Bike	Tires	Cl.	Time	Lap Total	Gap	Kph
1	5 Miquel PONS PAYERAS	ESP	TEAM HONDA LAGLISSE	HONDA	DUNLOP	SBK	1:39.759	6 6	- -	141.9
2	11 Jeremy GUARNONI GOMA	FRA	TACK KAWASAKI	KAWASAKI	MICHELIN	SBK	1:40.376	5 6	+0.617 +0.617	141.1
3	31 Carmelo MORALES GOMEZ	ESP	CARDOSO RACING	YAMAHA	MICHELIN	SBK	1:40.451	6 6	+0.692 +0.075	141.0
4	40 Roman RAMOS ALVARO	ESP	KAWASAKI PALMETO PL RACING	KAWASAKI	MICHELIN	SBK	1:40.453	5 6	+0.694 +0.002	140.9
5	34 Xavier PINSACH CABAÑAS	ESP	XCTECH	KAWASAKI	PIRELLI	SBK	1:40.665	6 6	+0.906 +0.212	140.7
6	75 Ivo LOPES	POR	EASY RACE TEAM	BMW MOTORRAD	DUNLOP	Open1000	1:40.700	6 6	+0.941 +0.035	140.6
7	57 Christian PALOMARES VILAR	ESP	SP57 AIT RACING TEAM	YAMAHA	MICHELIN	SBK	1:40.977	5 6	+1.218 +0.277	140.2
8	20 Florian MARINO	FRA	BMW EASYRACE TEAM	BMW MOTORRAD	DUNLOP	SBK	1:40.988	6 6	+1.229 +0.011	140.2
9	47 Angel RODRIGUEZ CAMPILLO	ESP	GASSS RACING TEAM	YAMAHA	PIRELLI	SBK	1:41.028	5 6	+1.269 +0.040	140.1
10	70 Marc ALCOBA ESPI	ESP	ETG RACING	YAMAHA	DUNLOP	SBK	1:41.042	2 3	+1.283 +0.014	140.1
11	94 Naomichi URAMOTO	JPN	SUZUKI JEG RACING	SUZUKI	MICHELIN	SBK	1:41.646	3 6	+1.887 +0.604	139.3
12	2 Roberto TAMBURINI	ITA	TEAM SPEED RACING	KAWASAKI	MICHELIN	SBK	1:41.918	5 5	+2.159 +0.272	138.9
13	65 Ole Bjorn PLASSEN	NOR	PLASSEN ROADRACING TEAM DUCATI		SBK		1:41.977	5 6	+2.218 +0.059	138.8
14	64 Asrin Rodi PAK	TUR	YAMAHA STRATOS	YAMAHA	MICHELIN	SBK	1:42.449	6 6	+2.690 +0.472	138.2
15	85 Pedro Nuno ROMERO BARBO	POR	YAMAHA STRATOS	YAMAHA	MICHELIN	SBK	1:42.580	6 6	+2.821 +0.131	138.0
16	73 Andoitz BONILLA PORRAS	ESP	MDR SPAIN CIRCUITS	YAMAHA	MICHELIN	Open1000	1:42.600	2 2	+2.841 +0.020	138.0
17	51 Kevin SIEDER	AUS	SUZUKI JEG RACING	SUZUKI	MICHELIN	Open1000	1:42.653	4 6	+2.894 +0.053	137.9
18	72 Chris LEESCH	LUX	SUZUKI JEG RACING	SUZUKI	MICHELIN	Open1000	1:42.774	5 6	+3.015 +0.121	137.8
19	19 Paul DUFOUR	FRA	SUZUKI JEG RACING	SUZUKI	MICHELIN	Open1000	1:43.931	6 6	+4.172 +1.157	136.2
20	21 Francisco J. ALONSO HERNAI	ESP	CLUB ALOMOSPORT	KAWASAKI	PIRELLI	SBK	1:44.503	4 6	+4.744 +0.572	135.5
21	8 Joan ZAMORANO ARANDA	ESP	ETG RACING	YAMAHA	DUNLOP	Open1000	1:45.365	3 3	+5.606 +0.862	134.4
22	7 Genis GELADA RODRIGUEZ	ESP	TEAM SPEED RACING	KAWASAKI	MICHELIN	SBK	1:46.513	3 5	+6.754 +1.148	132.9
23	80 Alejandro ZUZAYA BURGUI	ESP	BIMTRAZER QATAR	YAMAHA	DUNLOP	Open1000	1:46.995	4 5	+7.236 +0.482	132.3
24	26 Jan Hedegaard JENSEN	DEN	MDS RACING	KAWASAKI	PIRELLI	Open1000	1:47.284	6 6	+7.525 +0.289	132.0
25	22 David GONZALEZ PLAZA	ESP	CASTRO MAROTO RACING	YAMAHA	PIRELLI	Open1000	1:47.341	5 5	+7.582 +0.057	131.9
26	62 Nicholas Peter EDGELEY	GBR	TEAM EDGE RST RACING	BMW MOTORRAD	PIRELLI	Open1000	1:48.292	5 5	+8.533 +0.951	130.7
27	4 Javier ARTIME GONZALEZ	ESP	TEAM HONDA LAGLISSE	HONDA	DUNLOP	Open1000	1:49.422	5 5	+9.663 +1.130	129.4
28	96 Enrique Marcos FELIPE FERRI	ESP	YAMAHA STRATOS	YAMAHA	MICHELIN	Open1000	1:51.793	4 5	+12.034 +2.371	126.7

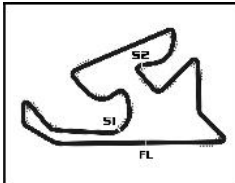
Fastest Lap: Lap 6 Miquel PONS PAYERAS 1:39.759 141.9 Kph

Published at:

Track Status: **DRY**

Director de Carrera:	Jefe de Cronometraje:
----------------------	-----------------------






SBK CAMPEONATO DE ESPAÑA DE SUPERBIKE Warm-up

Best Sector Times

Sector 1			Sector 2			Sector 3			Ideal Lap	Best Lap
Pos	No Rider	Time	No Rider	Time	No Rider	Time	Pos	No Rider		
1	31 C.MORALES GOMEZ	26.470	5 M.PONS PAYERAS	36.430	5 M.PONS PAYERAS	36.841	1	5 M.PONS PAYERAS	1:39.756	1:39.759 (1)
2	5 M.PONS PAYERAS	26.485	11 J.GUARNONI GOMA	36.496	40 R.RAMOS ALVARO	37.130	2	11 J.GUARNONI GOMA	1:40.209	1:40.376 (2)
3	11 J.GUARNONI GOMA	26.536	31 C.MORALES GOMEZ	36.569	11 J.GUARNONI GOMA	37.177	3	31 C.MORALES GOMEZ	1:40.356	1:40.451 (3)
4	57 C.PALOMARES VILAR	26.563	40 R.RAMOS ALVARO	36.607	94 N.URAMOTO	37.239	4	40 R.RAMOS ALVARO	1:40.405	1:40.453 (4)
5	34 X.PINSACH CABAÑAS	26.601	34 X.PINSACH CABAÑAS	36.614	70 M.ALCOBA ESPI	37.281	5	34 X.PINSACH CABAÑAS	1:40.548	1:40.665 (5)
6	75 I.LOPES	26.615	47 A.RODRIGUEZ CAMPILLO	36.624	75 I.LOPES	37.303	6	75 I.LOPES	1:40.695	1:40.700 (6)
7	40 R.RAMOS ALVARO	26.668	20 F.MARINO	36.650	31 C.MORALES GOMEZ	37.317	7	20 F.MARINO	1:40.875	1:40.988 (8)
8	70 M.ALCOBA ESPI	26.779	75 I.LOPES	36.777	34 X.PINSACH CABAÑAS	37.333	8	70 M.ALCOBA ESPI	1:40.951	1:41.042 (10)
9	20 F.MARINO	26.881	70 M.ALCOBA ESPI	36.891	20 F.MARINO	37.344	9	57 C.PALOMARES VILAR	1:40.977	1:40.977 (7)
10	94 N.URAMOTO	26.893	57 C.PALOMARES VILAR	36.911	47 A.RODRIGUEZ CAMPILLO	37.451	10	47 A.RODRIGUEZ CAMPILLO	1:41.028	1:41.028 (9)
11	47 A.RODRIGUEZ CAMPILLO	26.953	94 N.URAMOTO	36.918	65 O.PLASSEN	37.494	11	94 N.URAMOTO	1:41.050	1:41.646 (11)
12	2 R.TAMBURINI	26.963	64 A.PAK	37.076	57 C.PALOMARES VILAR	37.503	12	65 O.PLASSEN	1:41.724	1:41.977 (13)
13	65 O.PLASSEN	27.064	2 R.TAMBURINI	37.151	51 K.SIEDER	37.741	13	2 R.TAMBURINI	1:41.918	1:41.918 (12)
14	85 P.ROMERO BARBOSA	27.177	65 O.PLASSEN	37.166	2 R.TAMBURINI	37.804	14	64 A.PAK	1:42.362	1:42.449 (14)
15	64 A.PAK	27.257	73 A.BONILLA PORRAS	37.259	73 A.BONILLA PORRAS	37.931	15	85 P.ROMERO BARBOSA	1:42.477	1:42.580 (15)
16	72 C.LEESCH	27.287	85 P.ROMERO BARBOSA	37.344	85 P.ROMERO BARBOSA	37.956	16	73 A.BONILLA PORRAS	1:42.600	1:42.600 (16)
17	73 A.BONILLA PORRAS	27.410	51 K.SIEDER	37.371	72 C.LEESCH	37.966	17	51 K.SIEDER	1:42.607	1:42.653 (17)
18	51 K.SIEDER	27.495	72 C.LEESCH	37.521	64 A.PAK	38.029	18	72 C.LEESCH	1:42.774	1:42.774 (18)
19	21 F.ALONSO HERNANDEZ	27.566	19 P.DUFOUR	37.914	19 P.DUFOUR	38.321	19	19 P.DUFOUR	1:43.931	1:43.931 (19)
20	8 J.ZAMORANO ARANDA	27.676	21 F.ALONSO HERNANDEZ	37.993	21 F.ALONSO HERNANDEZ	38.647	20	21 F.ALONSO HERNANDEZ	1:44.206	1:44.503 (20)
21	19 P.DUFOUR	27.696	8 J.ZAMORANO ARANDA	38.646	7 G.GELADA RODRIGUEZ	38.943	21	8 J.ZAMORANO ARANDA	1:45.365	1:45.365 (21)
22	7 G.GELADA RODRIGUEZ	27.909	22 D.GONZALEZ PLAZA	38.739	8 J.ZAMORANO ARANDA	39.043	22	7 G.GELADA RODRIGUEZ	1:45.888	1:46.513 (22)
23	80 A.ZUZAYA BURGUI	28.180	26 J.JENSEN	38.887	22 D.GONZALEZ PLAZA	39.080	23	22 D.GONZALEZ PLAZA	1:46.590	1:47.341 (25)
24	22 D.GONZALEZ PLAZA	28.771	7 G.GELADA RODRIGUEZ	39.036	26 J.JENSEN	39.144	24	26 J.JENSEN	1:46.831	1:47.284 (24)
25	26 J.JENSEN	28.800	80 A.ZUZAYA BURGUI	39.240	80 A.ZUZAYA BURGUI	39.575	25	80 A.ZUZAYA BURGUI	1:46.995	1:46.995 (23)
26	62 N.EDGELEY	28.831	62 N.EDGELEY	39.369	62 N.EDGELEY	39.747	26	62 N.EDGELEY	1:47.947	1:48.292 (26)
27	4 J.ARTIME GONZALEZ	28.885	4 J.ARTIME GONZALEZ	40.272	4 J.ARTIME GONZALEZ	40.110	27	4 J.ARTIME GONZALEZ	1:49.267	1:49.422 (27)
28	96 E.FELIPE FERRER	30.580	96 E.FELIPE FERRER	40.349	96 E.FELIPE FERRER	40.454	28	96 E.FELIPE FERRER	1:51.383	1:51.793 (28)





SBK CAMPEONATO DE ESPAÑA DE SUPERBIKE

Warm-up

Fastest Lap Sequence

Elapsed	No	Rider	Team	Bike	Class	Time	Kph	Lap
3:40.096	11	Jeremy GUARNONI GOMA	TACK KAWASAKI	KAWASAKI	SBK	1:41.349	139.7	2
3:43.907	31	Carmelo MORALES GOMEZ	CARDOSO RACING	YAMAHA	SBK	1:41.339	139.7	2
3:53.080	5	Miquel PONS PAYERAS	TEAM HONDA LAGLISSE	HONDA	SBK	1:40.567	140.8	2
7:01.157	11	Jeremy GUARNONI GOMA	TACK KAWASAKI	KAWASAKI	SBK	1:40.398	141.0	4
7:14.056	5	Miquel PONS PAYERAS	TEAM HONDA LAGLISSE	HONDA	SBK	1:40.192	141.3	4
8:54.191	5	Miquel PONS PAYERAS	TEAM HONDA LAGLISSE	HONDA	SBK	1:40.135	141.4	5
10:33.950	5	Miquel PONS PAYERAS	TEAM HONDA LAGLISSE	HONDA	SBK	1:39.759	141.9	6






SBK CAMPEONATO DE ESPAÑA DE SUPERBIKE

Warm-up

Sector Analysis

_ Invalidated Lap							■ Personal Best							■ Session Best							B Crossing the pit lane																																											
Lap	Time	Sector 1	Sector 2	Sector 3	T.Sp	Elapsed	Lap	Time	Sector 1	Sector 2	Sector 3	T.Sp	Elapsed	Lap	Time	Sector 1	Sector 2	Sector 3	T.Sp	Elapsed	Lap	Time	Sector 1	Sector 2	Sector 3	T.Sp	Elapsed																																					
2	Roberto TAMBURINI						ITA	6	1:43.931	27.696	37.914	38.321	259.6	11:33.554	20	Florian MARINO						FRA	1	2:16.948	1:01.215	37.815	37.918	203.8	2:16.948	2	1:42.500	27.191	37.273	38.036	272.0	3:59.448	3	1:41.573	26.918	37.151	37.504	274.8	5:41.021	4	1:42.245	27.246	37.655	37.344	276.9	7:23.266	5	1:41.174	26.881	36.929	37.364	276.2	9:04.440	6	1:40.988	26.894	36.650	37.444	277.6	10:45.428
TEAM SPEED RACING							KAWASAKI							BMW EASYRACE TEAM							BMW MOTORRAD																																											
1	3:06.194	1:45.598	40.530	40.066	159.3	3:06.194	2	1:45.345	28.102	38.462	38.781	243.8	4:51.539	3	1:45.524	27.817	38.885	38.822	259.0	6:37.063	4	1:42.672	27.466	37.279	37.927	265.4	8:19.735	5	1:41.918	26.963	37.151	37.804	267.3	10:01.653	6	1:40.988	26.894	36.650	37.444	277.6	10:45.428																							
4	Javier ARTIME GONZALEZ						ESP	21	Francisco J. ALONSO HERNANDEZ						ESP	1	2:36.463	1:17.993	39.350	39.120	150.2	2:36.463	2	1:45.961	28.006	38.891	39.064	262.1	4:22.424	3	1:45.146	27.759	38.370	39.017	259.6	6:07.570	4	1:44.503	27.863	37.993	38.647	260.9	7:52.073	5	1:44.525	27.566	38.119	38.840	264.1	9:36.598	6	1:55.147	36.415	39.974	38.758	263.4	11:31.745							
TEAM HONDA LAGLISSE							HONDA							CLUB ALOMOSPORT							KAWASAKI																																											
1	2:44.998	1:21.886	42.337	40.775	163.1	2:44.998	2	1:50.716	29.237	40.290	41.189	235.3	4:35.714	3	1:49.501	28.885	40.378	40.238	236.3	6:25.215	4	1:51.116	29.953	40.832	40.331	239.5	8:16.331	5	1:49.422	29.040	40.272	40.110	231.8	10:05.753	6	1:55.147	36.415	39.974	38.758	263.4	11:31.745																							
5	Miquel PONS PAYERAS						ESP	22	David GONZALEZ PLAZA						ESP	1	2:12.513	56.736	38.133	37.644	179.4	2:12.513	2	1:40.567	26.619	36.726	37.222	270.7	3:53.080	3	1:40.784	26.954	36.712	37.118	270.7	5:33.864	4	1:40.192	26.485	36.604	37.103	271.4	7:14.056	5	1:40.135	26.786	36.486	36.863	271.4	8:54.191	6	1:39.759	26.488	36.430	36.841	274.1	10:33.950							
TEAM HONDA LAGLISSE							HONDA							CASTRO MAROTO RACING							YAMAHA																																											
1	2:12.513	56.736	38.133	37.644	179.4	2:12.513	2	1:40.567	26.619	36.726	37.222	270.7	3:53.080	3	1:40.784	26.954	36.712	37.118	270.7	5:33.864	4	1:40.192	26.485	36.604	37.103	271.4	7:14.056	5	1:40.135	26.786	36.486	36.863	271.4	8:54.191	6	1:39.759	26.488	36.430	36.841	274.1	10:33.950																							
7	Genis GELADA RODRIGUEZ						ESP	26	Jan Hedegaard JENSEN						DEN	1	3:08.481	1:37.048	44.146	47.287	154.7	3:08.481	2	1:47.948	28.644	39.754	39.550	260.9	4:56.429	3	1:46.513	28.237	39.117	39.159	266.7	6:42.942	4	1:47.350	29.371	39.036	38.943	261.5	8:30.292	5	1:47.153	27.909	39.512	39.732	262.8	10:17.445														
TEAM SPEED RACING							KAWASAKI							MDS RACING							KAWASAKI																																											
1	3:08.481	1:37.048	44.146	47.287	154.7	3:08.481	2	1:47.948	28.644	39.754	39.550	260.9	4:56.429	3	1:46.513	28.237	39.117	39.159	266.7	6:42.942	4	1:47.350	29.371	39.036	38.943	261.5	8:30.292	5	1:47.153	27.909	39.512	39.732	262.8	10:17.445																														
8	Joan ZAMORANO ARANDA						ESP	31	Carmelo MORALES GOMEZ						ESP	1	2:40.203	1:20.379	39.954	39.870	152.1	2:40.203	2	1:47.346	27.964	39.863	39.519	265.4	4:27.549	3	1:45.365	27.676	38.646	39.043	268.7	6:12.914																												
ETG RACING							YAMAHA							CARDOSO RACING							YAMAHA																																											
1	2:40.203	1:20.379	39.954	39.870	152.1	2:40.203	2	1:47.346	27.964	39.863	39.519	265.4	4:27.549	3	1:45.365	27.676	38.646	39.043	268.7	6:12.914	4	1:47.742	28.800	38.887	40.055	250.6	7:27.040	5	1:49.713	29.707	40.377	39.629	235.3	9:16.753	6	1:47.284	28.888	39.252	39.144	252.3	11:04.037																							
11	Jeremy GUARNONI GOMA						FRA	34	Xavier PINSACH CABAÑAS						ESP	1	1:58.747	38.711	41.348	38.688	158.8	1:58.747	2	1:41.349	26.906	36.935	37.508	270.0	3:40.096	3	1:40.663	26.806	36.579	37.278	269.3	5:20.759	4	1:40.398	26.536	36.573	37.289	270.0	7:01.157	5	1:40.376	26.667	36.496	37.213	269.3	8:41.533	6	1:40.402	26.602	36.623	37.177	270.0	10:21.935							
TACK KAWASAKI							KAWASAKI							XCTECH							KAWASAKI																																											
1	1:58.747	38.711	41.348	38.688	158.8	1:58.747	2	1:41.349	26.906	36.935	37.508	270.0	3:40.096	3	1:40.663	26.806	36.579	37.278	269.3	5:20.759	4	1:40.398	26.536	36.573	37.289	270.0	7:01.157	5	1:40.376	26.667	36.496	37.213	269.3	8:41.533	6	1:40.402	26.602	36.623	37.177	270.0	10:21.935																							
19	Paul DUFOUR						FRA	1	3:03.139	1:47.335	37.549	38.255	206.9	3:03.139	2	1:42.464	26.722	37.344	38.398	274.8	4:45.603	3	1:41.498	26.718	36.990	37.790	271.4	6:27.101	4	1:47.279	28.181	37.860	41.238	272.0	8:14.380	5	1:40.776	26.740	36.614	37.422	271.4	9:55.156	6	1:40.665	26.601	36.731	37.333	275.5	11:35.821															
SUZUKI JEG RACING							SUZUKI																																																									
1	2:47.997	1:27.583	40.299	40.115	179.7	2:47.997	2	1:42.464	26.722	37.344	38.398	274.8	4:45.603	3	1:41.498	26.718	36.990	37.790	271.4	6:27.101	4	1:47.279	28.181	37.860	41.238	272.0	8:14.380	5	1:40.776	26.740	36.614	37.422	271.4	9:55.156	6	1:40.665	26.601	36.731	37.333	275.5	11:35.821																							





SBK CAMPEONATO DE ESPAÑA DE SUPERBIKE

Warm-up

Sector Analysis

_ Invalidated Lap							■ Personal Best							■ Session Best							B Crossing the pit lane																																	
Lap	Time	Sector 1	Sector 2	Sector 3	T.Sp	Elapsed	Lap	Time	Sector 1	Sector 2	Sector 3	T.Sp	Elapsed	Lap	Time	Sector 1	Sector 2	Sector 3	T.Sp	Elapsed	Lap	Time	Sector 1	Sector 2	Sector 3	T.Sp	Elapsed																											
40	Roman RAMOS ALVARO ESP							1	2:41.229	1:20.878	41.852	38.499	176.2	2:41.229		2	1:43.536	27.580	38.208	37.748	246.6	4:24.765		3	1:42.227	27.064	37.349	37.814	266.0	6:06.992		4	1:42.028	27.171	37.363	37.494	264.7	7:49.020		5	1:41.977	27.066	37.166	37.745	254.7	9:30.997		6	1:43.139	27.374	37.672	38.093	254.7	11:14.136
	KAWASAKI PALMETO PL RACING KAWASAKI																																																					
47	Angel RODRIGUEZ CAMPILLO ESP							1	2:47.975	1:32.603	37.358	38.014	204.2	2:47.975		2	1:41.042	26.870	36.891	37.281	264.1	4:29.017		3	1:41.504	26.779	37.332	37.393	265.4	6:10.521																								
	GASSS RACING TEAM YAMAHA																																																					
51	Kevin SIEDER AUS							1	2:49.383	1:29.574	40.046	39.763	172.8	2:49.383		2	1:45.178	28.130	38.064	38.984	257.1	4:34.561		3	1:43.029	27.410	37.609	38.010	264.1	6:17.590		4	1:44.118	27.882	38.128	38.108	262.1	8:01.708		5	1:42.774	27.287	37.521	37.966	264.1	9:44.482		6	1:46.542	27.682	40.481	38.379	268.0	11:31.024
	SUZUKI JEG RACING SUZUKI																																																					
57	Christian PALOMARES VILAR ESP							1	2:46.183	1:27.801	39.686	38.696	163.4	2:46.183		2	1:42.600	27.410	37.259	37.931	262.1	4:28.783																																
	SP57 AIT RACING TEAM YAMAHA																																																					
62	Nicholas Peter EDGELEY GBR							1	2:06.578	49.781	38.472	38.325	177.6	2:06.578		2	1:42.641	26.977	37.638	38.026	268.7	3:49.219		3	1:41.898	26.843	37.332	37.723	264.7	5:31.117		4	1:44.408	26.876	40.010	37.522	265.4	7:15.525		5	1:41.052	26.894	36.777	37.381	263.4	8:56.577		6	1:40.700	26.615	36.782	37.303	269.3	10:37.277
	TEAM EDGE RST RACING BMW MOTORRAD																																																					
80	Alejandro ZUZAYA BURGUI ESP							1	4:22.721	3:02.459	39.750	40.512	94.9	4:22.721		2	1:48.098	28.213	40.070	39.815	256.5	6:10.819		3	1:55.673	35.419	39.901	40.353	252.9	8:06.492		4	1:46.995	28.180	39.240	39.575	254.7	9:53.487		5	1:50.322	28.554	41.402	40.366	254.7	11:43.809								
	BIMTRAZER QATAR YAMAHA																																																					
85	Pedro Nuno ROMERO BARBOSA POR							1	2:32.747	1:13.826	39.868	39.053	186.5	2:32.747		2	1:44.547	27.747	38.261	38.539	271.4	4:16.287		3	1:43.630	27.587	37.897	38.146	271.4	5:59.917		4	1:43.620	27.526	37.619	38.475	270.7	7:43.537		5	1:43.563	27.550	37.638	38.157	264.1	9:27.100		6	1:42.580	27.574	37.254	38.029	265.4	11:09.680
	YAMAHA STRATOS YAMAHA																																																					
94	Naomichi URAMOTO JPN							1	2:40.521	1:17.865	43.309	39.347	161.0	2:40.521																																								
	SUZUKI JEG RACING SUZUKI																																																					
64	Asrin Rodi PAK TUR							1	1:40.915	26.668	36.842	37.405	272.0	6:04.914		2	1:43.199	27.684	37.820	37.695	247.1	4:23.999		3	1:40.915	26.668	36.842	37.405	272.0	6:04.914		4	1:41.131	26.903	36.828	37.400	269.3	7:46.045		5	1:40.453	26.716	36.607	37.130	262.8	9:26.498		6	1:45.538	28.023	37.943	39.572	240.0	11:12.036
	YAMAHA STRATOS YAMAHA																																																					
65	Ole Bjorn PLASSEN NOR							1	2:50.039	1:31.063	39.580	39.396	170.1	2:50.039		2	1:42.705	27.101	37.257	38.347	262.1	4:32.744		3	1:41.467	27.098	36.822	37.547	260.2	6:14.211		4	1:42.105	27.442	36.915	37.748	267.3	7:56.316		5	1:41.028	26.953	36.624	37.451	270.0	9:37.344		6	1:57.704	35.080	42.064	40.560	213.0	11:35.048
	PLASSEN ROADRACING TEAM DUC																																																					





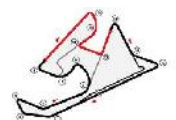
SBK
CAMPEONATO DE ESPAÑA DE SUPERBIKE
Warm-up

Sector Analysis

— Invalidated Lap ■ Personal Best ■ Session Best B Crossing the pit lane

Lap	Time	Sector 1	Sector 2	Sector 3	T.Spd	Elapsed	Lap	Time	Sector 1	Sector 2	Sector 3	T.Spd	Elapsed
2	1:43.508	27.837	37.645	38.026	252.9	4:24.029							
3	1:41.646	27.170	37.004	37.472	259.0	6:05.675							
4	1:41.050	26.893	36.918	37.239	264.7	7:46.725							
5	1:45.027	27.172	40.388	37.467	265.4	9:31.752							
6	1:42.022	26.964	37.339	37.719	266.0	11:13.774							

96	Enrique Marcos FELIPE FERRER	ESP				
	YAMAHA STRATOS	YAMAHA				
1	2:51.483	1:25.640	43.476	42.367	122.7	2:51.483
2	1:57.095	31.533	43.242	42.320	205.7	4:48.578
3	1:52.945	31.226	41.001	40.718	201.9	6:41.523
4	1:51.793	30.990	40.349	40.454	213.4	8:33.316
5	1:52.748	30.580	41.054	41.114	206.5	10:26.064




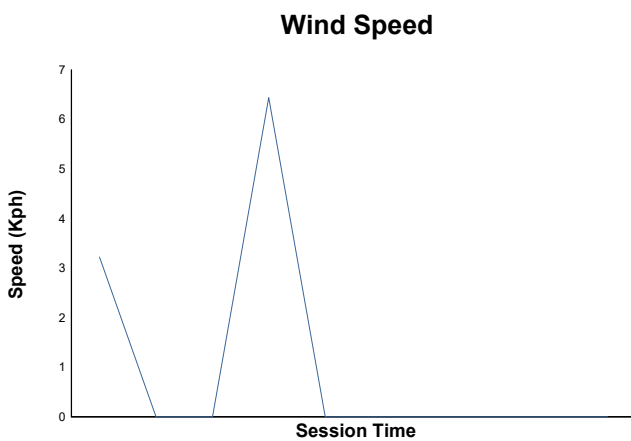
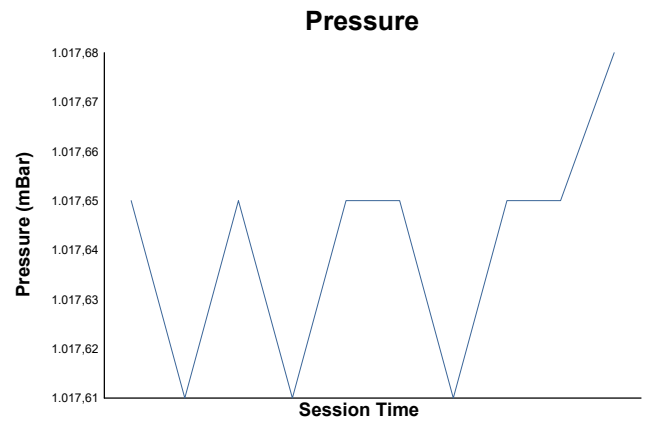
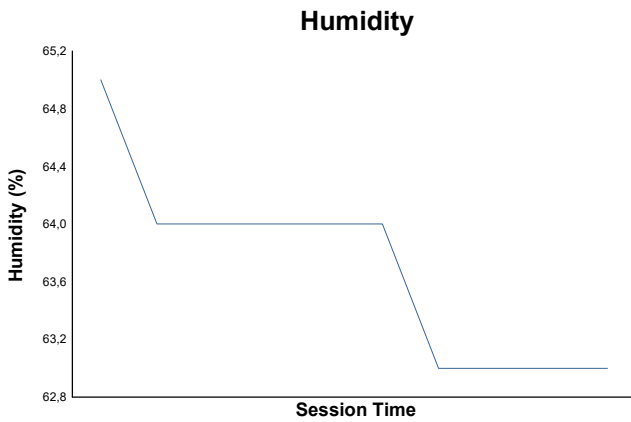
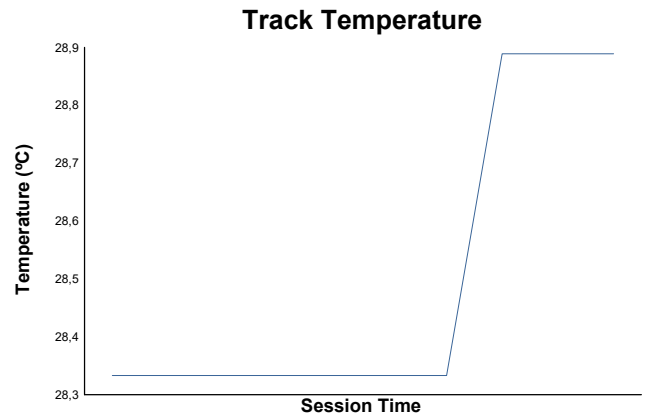
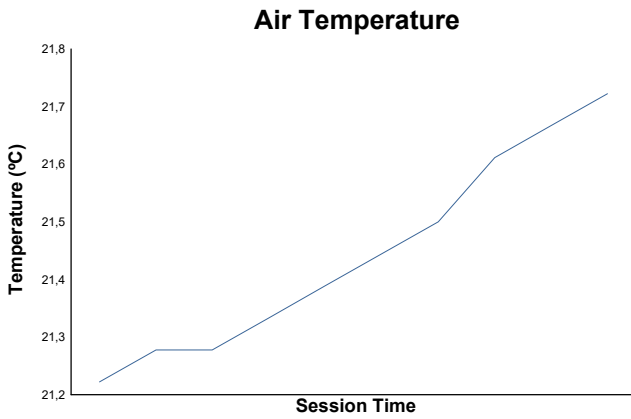


CAMPEONATO DE ESPAÑA DE SUPERBIKE

SBK

Warm-up

Weather Report



Track Status: **DRY**

