



# SBK CAMPEONATO DE ESPAÑA DE SUPERBIKE

## Entrenamiento Cronometrado

### Classification

No	Rider	Nat	Team	Bike	Tires	Cl.	Time	Lap Total	Gap	Kph
1	34 Xavier PINSACH CABAÑAS	ESP	XCTECH	KAWASAKI	PIRELLI	SBK	1:38.960	10 12	-	143.1
2	31 Carmelo MORALES GOMEZ	ESP	CARDOSO RACING	YAMAHA	MICHELIN	SBK	1:39.157	10 10	+0.197	142.8
3	47 Angel RODRIGUEZ CAMPILLO	ESP	GASSS RACING TEAM	YAMAHA	PIRELLI	SBK	1:39.179	10 11	+0.219	142.8
4	40 Roman RAMOS ALVARO	ESP	KAWASAKI PALMETO PL RACING	KAWASAKI	MICHELIN	SBK	1:39.349	11 16	+0.389	142.5
5	70 Marc ALCOBA ESPI	ESP	ETG RACING	YAMAHA	DUNLOP	SBK	1:39.477	7 12	+0.517	142.3
6	5 Miquel PONS PAYERAS	ESP	TEAM HONDA LAGLISSE	HONDA	DUNLOP	SBK	1:39.487	13 13	+0.527	142.3
7	11 Jeremy GUARNONI GOMA	FRA	TACK KAWASAKI	KAWASAKI	MICHELIN	SBK	1:39.644	10 14	+0.684	142.1
8	20 Florian MARINO	FRA	BMW EASYRACE TEAM	BMW MOTORRAD	DUNLOP	SBK	1:39.760	4 12	+0.800	141.9
9	94 Naomichi URAMOTO	JPN	SUZUKI JEG RACING	SUZUKI	MICHELIN	SBK	1:40.186	9 13	+1.226	141.3
10	57 Christian PALOMARES VILAR	ESP	SP57 AIT RACING TEAM	YAMAHA	MICHELIN	SBK	1:40.263	4 6	+1.303	141.2
11	75 Ivo LOPES	POR	EASY RACE TEAM	BMW MOTORRAD	DUNLOP	Open100	1:40.285	7 13	+1.325	141.2
12	2 Roberto TAMBURINI	ITA	TEAM SPEED RACING	KAWASAKI	MICHELIN	SBK	1:40.501	9 14	+1.541	140.9
13	85 Pedro Nuno ROMERO BARBOPOR	POR	YAMAHA STRATOS	YAMAHA	MICHELIN	SBK	1:40.902	11 15	+1.942	140.3
14	65 Ole Bjorn PLASSEN	NOR	PLASSEN ROADRACING TEAM DUCATI			SBK	1:40.908	11 13	+1.948	140.3
15	73 Andoitz BONILLA PORRAS	ESP	MDR SPAIN CIRCUITS	YAMAHA	MICHELIN	Open100	1:40.960	6 12	+2.000	140.2
16	64 Asrin Rodi PAK	TUR	YAMAHA STRATOS	YAMAHA	MICHELIN	SBK	1:41.116	8 14	+2.156	140.0
17	51 Kevin SIEDER	AUS	SUZUKI JEG RACING	SUZUKI	MICHELIN	Open100	1:41.630	3 15	+2.670	139.3
18	19 Paul DUFOUR	FRA	SUZUKI JEG RACING	SUZUKI	MICHELIN	Open100	1:41.845	12 13	+2.885	139.0
19	72 Chris LEESCH	LUX	SUZUKI JEG RACING	SUZUKI	MICHELIN	Open100	1:41.941	11 11	+2.981	138.9
20	8 Joan ZAMORANO ARANDA	ESP	ETG RACING	YAMAHA	DUNLOP	Open100	1:43.697	7 13	+4.737	136.5
21	7 Genis GELADA RODRIGUEZ	ESP	TEAM SPEED RACING	KAWASAKI	MICHELIN	SBK	1:44.068	11 13	+5.108	136.1
22	22 David GONZALEZ PLAZA	ESP	CASTRO MAROTO RACING	YAMAHA	PIRELLI	Open100	1:44.465	5 6	+5.505	135.5
23	21 Francisco J. ALONSO HERNANDEZ	ESP	CLUB ALOMOSPORT	KAWASAKI	PIRELLI	SBK	1:44.477	8 14	+5.517	135.5
24	80 Alejandro ZUZAYA BURGUI	ESP	BIMTRAZER QATAR	YAMAHA	DUNLOP	Open100	1:44.891	11 11	+5.931	135.0
25	26 Jan Hedegaard JENSEN	DEN	MDS RACING	KAWASAKI	PIRELLI	Open100	1:45.616	8 10	+6.656	134.1
26	62 Nicholas Peter EDGELEY	GBR	TEAM EDGE RST RACING	BMW MOTORRAD	PIRELLI	Open100	1:45.835	8 11	+6.875	133.8
27	4 Javier ARTIME GONZALEZ	ESP	TEAM HONDA LAGLISSE	HONDA	DUNLOP	Open100	1:49.744	8 12	+10.784	129.0
28	96 Enrique Marcos FELIPE FERRER	ESP	YAMAHA STRATOS	YAMAHA	MICHELIN	Open100	1:50.190	6 8	+11.230	128.5

Fastest Lap: Lap 10 | Xavier PINSACH CABAÑAS | 1:38.960 | 143.1 Kph

Track Status: **DRY**

Published at: .....

Director de Carrera:	Jefe de Cronometraje:
----------------------	-----------------------






# SBK CAMPEONATO DE ESPAÑA DE SUPERBIKE

## Entrenamiento Cronometrado

### Best Sector Times

Sector 1			Sector 2			Sector 3			Ideal Lap	Best Lap
Pos	No Rider	Time	No Rider	Time	No Rider	Time	Pos	No Rider		
1	70 M.ALCOBA ESPI	26.017	47 A.RODRIGUEZ CAMPILLO	35.909	34 X.PINSACH CABAÑAS	36.756	1	34 X.PINSACH CABAÑAS	1:38.922	1:38.960 (1)
2	57 C.PALOMARES VILAR	26.158	34 X.PINSACH CABAÑAS	36.004	5 M.PONS PAYERAS	36.784	2	47 A.RODRIGUEZ CAMPILLO	1:39.024	1:39.179 (3)
3	34 X.PINSACH CABAÑAS	26.162	31 C.MORALES GOMEZ	36.093	31 C.MORALES GOMEZ	36.795	3	31 C.MORALES GOMEZ	1:39.093	1:39.157 (2)
4	5 M.PONS PAYERAS	26.200	5 M.PONS PAYERAS	36.191	70 M.ALCOBA ESPI	36.821	4	70 M.ALCOBA ESPI	1:39.175	1:39.477 (5)
5	40 R.RAMOS ALVARO	26.203	11 J.GUARNONI GOMA	36.204	47 A.RODRIGUEZ CAMPILLO	36.849	5	5 M.PONS PAYERAS	1:39.175	1:39.487 (6)
6	31 C.MORALES GOMEZ	26.205	40 R.RAMOS ALVARO	36.209	40 R.RAMOS ALVARO	36.864	6	40 R.RAMOS ALVARO	1:39.276	1:39.349 (4)
7	47 A.RODRIGUEZ CAMPILLO	26.266	70 M.ALCOBA ESPI	36.337	20 F.MARINO	36.900	7	11 J.GUARNONI GOMA	1:39.473	1:39.644 (7)
8	11 J.GUARNONI GOMA	26.358	75 I.LOPES	36.372	11 J.GUARNONI GOMA	36.911	8	20 F.MARINO	1:39.760	1:39.760 (8)
9	20 F.MARINO	26.432	20 F.MARINO	36.428	75 I.LOPES	37.003	9	57 C.PALOMARES VILAR	1:39.827	1:40.263 (10)
10	2 R.TAMBURINI	26.519	57 C.PALOMARES VILAR	36.436	94 N.URAMOTO	37.049	10	75 I.LOPES	1:39.941	1:40.285 (11)
11	75 I.LOPES	26.566	2 R.TAMBURINI	36.450	65 O.PLASSEN	37.183	11	94 N.URAMOTO	1:40.127	1:40.186 (9)
12	94 N.URAMOTO	26.571	94 N.URAMOTO	36.507	57 C.PALOMARES VILAR	37.233	12	2 R.TAMBURINI	1:40.215	1:40.501 (12)
13	85 P.ROMERO BARBOSA	26.586	85 P.ROMERO BARBOSA	36.524	2 R.TAMBURINI	37.246	13	85 P.ROMERO BARBOSA	1:40.408	1:40.902 (13)
14	73 A.BONILLA PORRAS	26.615	73 A.BONILLA PORRAS	36.620	85 P.ROMERO BARBOSA	37.298	14	73 A.BONILLA PORRAS	1:40.687	1:40.960 (15)
15	64 A.PAK	26.670	64 A.PAK	36.670	73 A.BONILLA PORRAS	37.452	15	65 O.PLASSEN	1:40.809	1:40.908 (14)
16	65 O.PLASSEN	26.750	65 O.PLASSEN	36.876	64 A.PAK	37.472	16	64 A.PAK	1:40.812	1:41.116 (16)
17	51 K.SIEDER	26.895	51 K.SIEDER	36.946	51 K.SIEDER	37.658	17	51 K.SIEDER	1:41.499	1:41.630 (17)
18	72 C.LEESCH	26.934	72 C.LEESCH	37.010	19 P.DUFOUR	37.785	18	72 C.LEESCH	1:41.756	1:41.941 (19)
19	19 P.DUFOUR	26.979	19 P.DUFOUR	37.043	72 C.LEESCH	37.812	19	19 P.DUFOUR	1:41.807	1:41.845 (18)
20	8 J.ZAMORANO ARANDA	27.331	21 F.ALONSO HERNANDEZ	37.735	22 D.GONZALEZ PLAZA	38.278	20	8 J.ZAMORANO ARANDA	1:43.492	1:43.697 (20)
21	7 G.GELADA RODRIGUEZ	27.427	8 J.ZAMORANO ARANDA	37.809	8 J.ZAMORANO ARANDA	38.352	21	7 G.GELADA RODRIGUEZ	1:43.902	1:44.068 (21)
22	21 F.ALONSO HERNANDEZ	27.592	22 D.GONZALEZ PLAZA	37.978	7 G.GELADA RODRIGUEZ	38.368	22	21 F.ALONSO HERNANDEZ	1:43.955	1:44.477 (23)
23	80 A.ZUZAYA BURGUI	27.744	7 G.GELADA RODRIGUEZ	38.107	21 F.ALONSO HERNANDEZ	38.628	23	22 D.GONZALEZ PLAZA	1:44.231	1:44.465 (22)
24	22 D.GONZALEZ PLAZA	27.975	80 A.ZUZAYA BURGUI	38.192	26 J.JENSEN	38.683	24	80 A.ZUZAYA BURGUI	1:44.770	1:44.891 (24)
25	62 N.EDGELEY	28.010	26 J.JENSEN	38.294	80 A.ZUZAYA BURGUI	38.834	25	26 J.JENSEN	1:45.409	1:45.616 (25)
26	26 J.JENSEN	28.432	62 N.EDGELEY	38.573	62 N.EDGELEY	39.135	26	62 N.EDGELEY	1:45.718	1:45.835 (26)
27	4 J.ARTIME GONZALEZ	28.901	96 E.FELIPE FERRER	39.845	96 E.FELIPE FERRER	40.156	27	96 E.FELIPE FERRER	1:49.562	1:50.190 (28)
28	96 E.FELIPE FERRER	29.561	4 J.ARTIME GONZALEZ	40.151	4 J.ARTIME GONZALEZ	40.529	28	4 J.ARTIME GONZALEZ	1:49.581	1:49.744 (27)





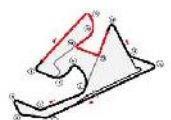
# SBK

## CAMPEONATO DE ESPAÑA DE SUPERBIKE

### Entrenamiento Cronometrado

### Best Top Speed

No Rider	Team	Class	Top 1		Top 2		Top 3		Top 4		Top 5		Avg
			Kph	Lap	Kph	Lap	Kph	Lap	Kph	Lap	Kph	Lap	
70 Marc ALCOBA ESPI	ETG RACING	SBK	284.2	3	279.8	11	279.8	6	279.8	8	279.8	9	280,7
5 Miquel PONS PAYERAS	TEAM HONDA LAGLISSE	SBK	282.7	11	279.1	3	276.2	10	274.1	9	274.1	8	277,2
85 Pedro Nuno ROMERO BARIYAMAHA STRATOS		SBK	280.5	3	279.8	2	279.8	4	279.8	5	279.8	6	279,9
20 Florian MARINO	BMW EASYRACE TEAM	SBK	279.8	11	279.1	12	278.4	9	277.6	7	277.6	4	278,5
47 Angel RODRIGUEZ CAMPILGASS RACING TEAM		SBK	279.1	4	276.2	5	274.8	10	274.1	7	270.0	8	274,8
2 Roberto TAMBURINI	TEAM SPEED RACING	SBK	278.4	9	275.5	3	272.7	4	271.4	11	271.4	10	273,9
57 Christian PALOMARES VIL/SP57 AIT RACING TEAM		SBK	278.4	3	278.4	5	277.6	2	277.6	4	274.8	6	277,4
19 Paul DUFOUR	SUZUKI JEG RACING	Open1000	277.6	13	277.6	12	276.2	5	275.5	10	274.8	6	276,3
31 Carmelo MORALES GOMEZCARDOSO RACING		SBK	276.9	4	276.2	10	274.8	3	274.1	6	274.1	2	275,2
40 Roman RAMOS ALVARO	KAWASAKI PALMETO PL RACING	SBK	276.9	13	275.5	15	275.5	12	274.1	14	274.1	11	275,2
34 Xavier PINSACH CABAÑASXCTECH		SBK	276.2	3	276.2	4	276.2	11	276.2	8	275.5	2	276,1
64 Asrin Rodi PAK	YAMAHA STRATOS	SBK	275.5	5	274.8	3	274.8	4	274.8	10	274.1	2	274,8
65 Ole Bjorn PLASSEN	PLASSEN ROADRACING TEAM DUCATI	SBK	275.5	3	272.0	5	270.0	11	269.3	4	269.3	9	271,2
11 Jeremy GUARNONI GOMA	TACK KAWASAKI	SBK	274.8	5	274.1	14	274.1	12	274.1	6	273.4	11	274,1
72 Chris LEESCH	SUZUKI JEG RACING	Open1000	274.1	6	274.1	8	274.1	7	273.4	11	273.4	3	273,8
73 Andoitz BONILLA PORRAS	MDR SPAIN CIRCUITS	Open1000	274.1	8	273.4	7	272.7	3	272.7	9	269.3	4	272,4
75 Ivo LOPES	EASY RACE TEAM	Open1000	274.1	11	272.0	13	270.7	3	269.3	6	268.7	4	271,0
51 Kevin SIEDER	SUZUKI JEG RACING	Open1000	271.4	9	270.7	3	270.0	6	270.0	10	269.3	7	270,3
8 Joan ZAMORANO ARANDAETG RACING		Open1000	270.7	4	270.7	9	269.3	3	269.3	12	269.3	6	269,9
21 Francisco J. ALONSO HERICLUB ALOMOSPORT		SBK	270.7	2	265.4	4	263.4	11	262.8	3	262.1	6	264,9
7 Genis GELADA RODRIGUETEAM SPEED RACING		SBK	270.0	13	269.3	4	268.0	11	266.7	3	266.7	8	268,1
94 Naomichi URAMOTO	SUZUKI JEG RACING	SBK	270.0	13	270.0	10	270.0	9	269.3	12	268.0	5	269,5
80 Alejandro ZUZAYA BURGUIBIMTRAZER QATAR		Open1000	266.0	8	265.4	3	265.4	9	264.7	4	263.4	2	265,0
22 David GONZALEZ PLAZA	CASTRO MAROTO RACING	Open1000	256.5	6	255.9	2	254.7	3	253.5	4	250.0	5	254,1
62 Nicholas Peter EDGELEY	TEAM EDGE RST RACING	Open1000	255.3	4	254.7	3	254.7	5	254.7	8	254.1	9	254,7
4 Javier ARTIME GONZALEZ TEAM HONDA LAGLISSE		Open1000	248.8	8	245.5	3	243.8	4	242.7	12	242.7	9	244,7
26 Jan Hedegaard JENSEN	MDS RACING	Open1000	248.8	10	248.8	4	247.7	9	247.1	6	244.9	8	247,5
96 Enrique Marcos FELIPE FEFYAMAHA STRATOS		Open1000	231.8	7	224.1	6	222.7	3	220.9	5	220.0	8	223,9





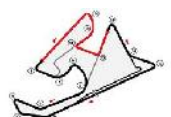
# SBK

## CAMPEONATO DE ESPAÑA DE SUPERBIKE

### Entrenamiento Cronometrado

### Fastest Lap Sequence

Elapsed	No Rider	Team	Bike	Class	Time	Kph	Lap
3:31.767	<b>94</b> Naomichi URAMOTO	SUZUKI JEG RACING	SUZUKI	SBK	<b>1:41.166</b>	140.0	2
3:33.851	<b>34</b> Xavier PINSACH CABAÑAS	XCTECH	KAWASAKI	SBK	<b>1:40.320</b>	141.1	2
4:07.202	<b>70</b> Marc ALCOBA ESPI	ETG RACING	YAMAHA	SBK	<b>1:39.760</b>	141.9	2
5:28.820	<b>31</b> Carmelo MORALES GOMEZ	CARDOSO RACING	YAMAHA	SBK	<b>1:39.534</b>	142.3	3
10:43.381	<b>31</b> Carmelo MORALES GOMEZ	CARDOSO RACING	YAMAHA	SBK	<b>1:39.475</b>	142.3	6
18:30.374	<b>47</b> Angel RODRIGUEZ CAMPILLO	GASSS RACING TEAM	YAMAHA	SBK	<b>1:39.427</b>	142.4	7
22:41.605	<b>40</b> Roman RAMOS ALVARO	KAWASAKI PALMETO PL RACING	KAWASAKI	SBK	<b>1:39.349</b>	142.5	11
23:07.570	<b>31</b> Carmelo MORALES GOMEZ	CARDOSO RACING	YAMAHA	SBK	<b>1:39.157</b>	142.8	10
26:12.614	<b>34</b> Xavier PINSACH CABAÑAS	XCTECH	KAWASAKI	SBK	<b>1:38.960</b>	143.1	10







# SBK CAMPEONATO DE ESPAÑA DE SUPERBIKE

## Entrenamiento Cronometrado

### Sector Analysis

■ Personal Best ■ Session Best B Crossing the pit lane

Lap	Time	Sector 1	Sector 2	Sector 3	Kph	Elapsed	Lap	Time	Sector 1	Sector 2	Sector 3	Kph	Elapsed
<b>20</b> Florian MARINO FRA BMW EASYRACE TEAM BMW MOTORRAD							1	2:08.468	49.624	40.521	38.323	110.2	2:08.468
1	5:44.357	1:07.871	38.317	3:58.169	41.1	5:44.357	2	1:40.818	26.600	36.820	37.398	140.4	3:49.286
2	2:08.888	52.275	37.840	38.773	109.9	7:53.245	3	1:39.534	26.205	36.367	36.962	142.3	5:28.820
3	1:40.630	26.796	36.646	37.188	140.7	9:33.875	4	1:55.540	26.382	51.932	37.226	122.5	7:24.360
4	1:39.760	26.432	36.428	36.900	141.9	11:13.635	5	1:39.546	26.215	36.205	37.126	142.2	9:03.906
5	7:25.954	28.412	37.188	6:20.354	31.7	18:39.589	6	1:39.475	26.238	36.201	37.036	142.3	10:43.381
6	1:50.850	32.604	40.787	37.459	127.7	20:30.439	7	7:17.038	27.363	38.107	6:11.568	32.4	18:00.419
7	1:40.452	26.561	36.713	37.178	141.0	22:10.891	8	1:48.397	33.663	36.914	37.820	130.6	19:48.816
8	1:40.652	26.524	36.640	37.488	140.7	23:51.543	9	1:39.597	26.309	36.257	37.031	142.2	21:28.413
9	1:40.241	26.633	36.521	37.087	141.2	25:31.784	10	1:39.157	26.269	36.093	36.795	142.8	23:07.570
10	1:40.415	26.543	36.588	37.284	141.0	27:12.199							
11	1:50.190	34.489	37.997	37.704	128.5	29:02.389							
12	1:40.283	26.526	36.552	37.205	141.2	30:42.672							
<b>21</b> Francisco J. ALONSO HERNANDEZ ESP CLUB ALOMOSPORT KAWASAKI							1	1:53.531	35.015	37.246	41.270	124.7	1:53.531
1	2:57.120	1:36.728	40.007	40.385	79.9	2:57.120	2	1:40.320	26.269	36.723	37.328	141.1	3:33.851
2	1:48.039	30.355	38.678	39.006	131.1	4:45.159	3	1:40.158	26.418	36.504	37.236	141.4	5:14.009
3	1:44.933	28.080	38.225	38.628	134.9	6:30.092	4	7:00.838	26.338	36.193	5:58.307	33.6	12:14.847
4	5:34.837	27.592	38.458	4:28.787	42.3	12:04.929	5	1:49.061	33.265	37.702	38.094	129.8	14:03.908
5	2:02.643	39.059	43.687	39.897	115.4	14:07.572	6	1:39.700	26.261	36.334	37.105	142.0	15:43.608
6	1:48.057	29.966	38.422	39.669	131.0	15:55.629	7	1:39.576	26.162	36.291	37.123	142.2	17:23.184
7	1:45.116	27.856	38.317	38.943	134.7	17:40.745	8	5:04.425	26.759	37.320	4:00.346	46.5	22:27.609
8	1:44.477	27.699	38.021	38.757	135.5	19:25.222	9	2:06.045	37.453	48.126	40.466	112.3	24:33.654
9	1:45.417	28.427	38.218	38.772	134.3	21:10.639	10	1:38.960	26.200	36.004	36.756	143.1	26:12.614
10	1:44.607	27.768	37.955	38.884	135.4	22:55.246	11	1:43.353	26.396	38.164	38.793	137.0	27:55.967
11	2:01.173	37.300	41.188	42.685	116.8	24:56.419	12	2:06.759	32.331	51.248	43.180	111.7	30:02.726
12	2:00.383	31.887	49.421	39.075	117.6	26:56.802							
13	1:44.796	27.755	38.294	38.747	135.1	28:41.598							
14	1:44.666	27.842	37.735	39.089	135.3	30:26.264							
<b>22</b> David GONZALEZ PLAZA ESP CASTRO MAROTO RACING YAMAHA							1	2:25.832	57.830	38.599	49.403	97.1	2:25.832
1	5:47.394	4:28.234	39.745	39.415	40.8	5:47.394	2	1:44.350	28.571	36.346	39.433	135.7	4:10.182
2	1:48.234	29.925	38.722	39.587	130.8	7:35.628	3	1:41.150	27.384	36.553	37.213	140.0	5:51.332
3	1:45.649	28.149	38.500	39.000	134.0	9:21.277	4	1:40.286	26.563	36.628	37.095	141.2	7:31.618
4	1:45.949	28.216	38.901	38.832	133.6	11:07.226	5	1:39.984	26.454	36.335	37.195	141.6	9:11.602
5	1:44.465	28.089	38.098	38.278	135.5	12:51.691	6	4:54.071	28.057	37.946	3:48.068	48.1	14:05.673
6	1:45.825	27.975	37.978	39.872	133.8	14:37.516	7	1:56.185	35.239	41.003	39.943	121.9	16:01.858
							8	1:39.672	26.492	36.232	36.948	142.1	17:41.530
							9	1:41.188	27.240	36.776	37.172	139.9	19:22.718
							10	1:39.538	26.350	36.324	36.864	142.2	21:02.256
							11	1:39.349	26.203	36.234	36.912	142.5	22:41.605
							12	1:41.524	27.013	36.873	37.638	139.5	24:23.129
							13	1:39.870	26.407	36.454	37.009	141.8	26:02.999
							14	1:39.579	26.253	36.209	37.117	142.2	27:42.578
							15	1:39.718	26.260	36.522	36.936	142.0	29:22.296
							16	1:39.755	26.328	36.303	37.124	141.9	31:02.051
<b>26</b> Jan Hedegaard JENSEN DEN MDS RACING KAWASAKI							1	2:44.238	1:23.060	42.958	38.220	86.2	2:44.238
1	2:37.654	1:16.868	40.819	39.967	89.8	2:37.654	2	1:41.996	27.544	37.032	37.420	138.8	4:26.234
2	1:48.272	29.109	39.417	39.746	130.8	4:25.926	3	1:40.942	27.092	36.474	37.376	140.3	6:07.176
3	1:48.403	29.056	39.404	39.943	130.6	6:14.329	4	1:40.485	26.651	36.458	37.376	140.9	7:47.661
4	1:48.480	29.070	39.380	40.030	130.5	8:02.809	5	7:14.702	28.440	39.898	6:06.364	32.6	15:02.363
5	1:48.022	28.811	39.458	39.753	131.1	9:50.831	6	1:48.584	33.936	37.296	37.352	130.4	16:50.947
6	12:51.973	29.319	39.499	...	18.3	22:42.804	7	1:39.427	26.453	36.098	36.876	142.4	18:30.374
7	1:55.719	37.737	38.939	39.043	122.4	24:38.523	8	4:02.750	26.267	36.166	3:00.317	58.3	22:33.124
8	1:45.616	28.639	38.294	38.683	134.1	26:24.139	9	1:53.225	37.114	38.868	37.243	125.1	24:26.349
9	2:00.051	28.432	38.338	53.281	117.9	28:24.190	10	1:39.179	26.266	35.909	37.004	142.8	26:05.528
10	1:46.631	28.674	38.796	39.161	132.8	30:10.821							
<b>31</b> Carmelo MORALES GOMEZ ESP CARDOSO RACING YAMAHA													





# SBK CAMPEONATO DE ESPAÑA DE SUPERBIKE

## Entrenamiento Cronometrado

### Sector Analysis

■ Personal Best ■ Session Best B Crossing the pit lane

Lap	Time	Sector 1	Sector 2	Sector 3	Kph	Elapsed	Lap	Time	Sector 1	Sector 2	Sector 3	Kph	Elapsed
11	1:39.364	26.406	36.109	<b>36.849</b>	142.5	27:44.892	13	1:41.914	27.062	37.124	37.728	138.9	28:28.817
<b>51</b>	<b>Kevin SIEDER</b>					AUS	14	1:41.860	26.908	36.801	38.151	139.0	30:10.677
	SUZUKI JEG RACING					SUZUKI	<b>65</b>	<b>Ole Bjorn PLASSEN</b>					NOR
1	1:58.613	41.267	38.831	38.515	119.4	1:58.613		PLASSEN ROADRACING TEAM DUC					
2	1:42.665	27.305	37.445	37.915	137.9	3:41.278	1	2:07.372	<u>41.716</u>	39.403	<u>46.253</u>	111.2	2:07.372
3	<b>1:41.630</b>	26.898	37.073	37.659	139.3	5:22.908	2	1:42.505	27.195	37.991	37.319	138.1	3:49.877
4	1:42.338	27.154	37.273	37.911	138.4	7:05.246	3	1:41.547	27.206	37.133	37.208	139.4	5:31.424
5	1:42.112	27.169	36.968	37.975	138.7	8:47.358	4	1:41.442	26.897	37.122	37.423	139.6	7:12.866
6	1:42.079	27.052	37.247	37.780	138.7	10:29.437	5	<b>3:20.265 B</b>	<b>27.250</b>	<b>37.905</b>	<u>2:15.110</u>	70.7	10:33.131
7	6:00.544 B	30.058	<u>44.879</u>	<u>4:45.607</u>	39.3	16:29.981	6	1:55.192	<u>39.859</u>	37.495	37.838	122.9	12:28.323
8	2:00.703	<u>42.031</u>	40.604	38.068	117.3	18:30.684	7	1:41.576	26.983	37.052	37.541	139.4	14:09.899
9	1:41.767	27.036	<b>36.946</b>	37.785	139.1	20:12.451	8	1:41.568	26.820	37.007	37.741	139.4	15:51.467
10	1:43.256	27.502	37.900	37.854	137.1	21:55.707	9	<b>8:13.107 B</b>	<b>27.386</b>	<b>38.266</b>	<u>7:07.455</u>	28.7	24:04.574
11	1:41.803	<b>26.895</b>	37.246	37.662	139.1	23:37.510	10	1:52.591	<u>36.144</u>	37.922	38.525	125.8	25:57.165
12	1:42.788	27.232	37.601	37.955	137.7	25:20.298	11	<b>1:40.908</b>	26.849	<b>36.876</b>	<b>37.183</b>	140.3	27:38.073
13	1:42.466	27.059	37.195	38.212	138.2	27:02.764	12	1:45.871	28.181	40.191	37.499	133.7	29:23.944
14	1:50.146	29.854	41.637	38.655	128.5	28:52.910	13	1:41.546	<b>26.750</b>	37.026	37.770	139.4	31:05.490
15	1:42.325	27.213	37.454	<b>37.658</b>	138.4	30:35.235	<b>70</b>	<b>Marc ALCOBA ESPI</b>					ESP
	<b>Christian PALOMARES VILAR</b>					ESP		ETG RACING					YAMAHA
	SP57 AIT RACING TEAM					YAMAHA	1	2:27.442	<u>1:12.538</u>	36.844	38.060	96.0	2:27.442
1	2:57.468	<u>1:32.039</u>	41.515	<u>43.914</u>	79.8	2:57.468	2	1:39.760	26.252	36.451	37.057	141.9	4:07.202
2	1:40.514	26.550	36.613	37.351	140.9	4:37.982	3	1:47.466	<u>31.414</u>	37.652	38.400	131.8	5:54.668
3	1:43.272	26.357	37.627	39.288	137.1	6:21.254	4	<b>10:47.901 B</b>	<b>30.762</b>	38.090	<u>9:39.049</u>	21.9	16:42.569
4	<b>1:40.263</b>	<b>26.158</b>	<b>36.436</b>	37.669	141.2	8:01.517	5	1:50.813	<u>36.144</u>	37.056	37.613	127.8	18:33.382
5	1:39.997	26.205	36.559	<b>37.233</b>	141.6	9:41.514	6	1:47.383	26.169	39.337	41.877	131.9	20:20.765
6	1:52.948	<u>32.088</u>	<u>42.472</u>	38.388	125.4	11:34.462	7	<b>1:39.477</b>	26.215	36.345	36.917	142.3	22:00.242
<b>62</b>	<b>Nicholas Peter EDGELEY</b>					GBR	8	1:43.253	29.036	37.028	37.189	137.1	23:43.495
	TEAM EDGE RST RACING					BMW MOTORRAD	9	1:39.625	26.065	36.658	36.902	142.1	25:23.120
1	2:10.983	<u>49.031</u>	41.574	40.378	108.1	2:10.983	10	1:39.592	<b>26.017</b>	<b>36.337</b>	37.238	142.2	27:02.712
2	1:46.692	28.584	38.871	39.237	132.7	3:57.675	11	1:50.307	<b>35.481</b>	36.882	37.944	128.4	28:53.019
3	1:46.227	28.225	38.785	39.217	133.3	5:43.902	12	1:39.669	26.439	36.409	<b>36.821</b>	142.1	30:32.688
4	1:46.205	28.077	38.737	39.391	133.3	7:30.107	<b>72</b>	<b>Chris LEESCH</b>					LUX
5	1:46.935	28.355	38.642	39.938	132.4	9:17.042		SUZUKI JEG RACING					SUZUKI
6	9:29.442 B	28.771	<u>46.761</u>	<u>8:13.910</u>	24.9	18:46.484	1	2:04.801	<u>45.050</u>	40.406	39.345	113.5	2:04.801
7	1:59.729	40.608	39.617	39.504	118.3	20:46.213	2	1:45.785	29.191	38.395	38.199	133.8	3:50.586
8	<b>1:45.835</b>	28.127	<b>38.573</b>	<b>39.135</b>	133.8	22:32.048	3	5:43.657 B	27.612	38.739	<u>4:37.306</u>	41.2	9:34.243
9	1:46.369	<b>28.010</b>	38.901	39.458	133.1	24:18.417	4	<b>4:39.118 B</b>	<b>41.147</b>	<b>43.344</b>	<u>3:14.627</u>	50.7	14:13.361
10	2:02.758	28.949	<u>53.250</u>	40.559	115.3	26:21.175	5	1:52.055	<u>34.464</u>	38.693	38.898	126.4	16:05.416
11	1:50.780	28.482	39.194	43.104	127.8	28:11.955	6	1:42.700	27.220	37.381	38.099	137.9	17:48.116
<b>64</b>	<b>Asrin Rodi PAK</b>					TUR	7	1:42.216	27.035	37.369	<b>37.812</b>	138.5	19:30.332
	YAMAHA STRATOS					YAMAHA	8	5:53.866 B	<b>26.934</b>	<u>2:06.347</u>	<u>3:20.585</u>	40.0	25:24.198
1	2:33.301	<u>1:16.163</u>	38.740	38.398	92.4	2:33.301	9	1:59.245	<b>39.860</b>	40.310	39.075	118.7	27:23.443
2	1:42.839	27.851	37.236	37.752	137.7	4:16.140	10	1:43.470	27.270	37.441	38.759	136.8	29:06.913
3	1:41.617	27.128	37.012	37.477	139.3	5:57.757	11	<b>1:41.941</b>	26.974	<b>37.010</b>	37.957	138.9	30:48.854
4	1:42.131	27.312	37.063	37.756	138.6	7:39.888	<b>73</b>	<b>Andoitz BONILLA PORRAS</b>					ESP
5	1:41.784	27.009	37.183	37.592	139.1	9:21.672		MDR SPAIN CIRCUITS					YAMAHA
6	6:01.456 B	27.749	37.118	<u>4:56.589</u>	39.2	15:23.128	1	2:52.970	<u>1:31.662</u>	38.615	42.693	81.9	2:52.970
7	1:49.583	<u>34.241</u>	37.518	37.824	129.2	17:12.711	2	1:41.820	27.063	36.855	37.902	139.1	4:34.790
8	<b>1:41.116</b>	26.855	<b>36.670</b>	37.591	140.0	18:53.827	3	1:41.599	26.761	36.992	37.846	139.4	6:16.389
9	1:41.522	27.178	36.872	<b>37.472</b>	139.5	20:35.349	4	7:43.634 B	27.247	38.368	<u>6:38.019</u>	30.5	14:00.023
10	1:41.127	<b>26.670</b>	36.900	37.557	140.0	22:16.476	5	2:02.259	<u>41.507</u>	38.292	42.460	115.8	16:02.282
11	2:32.637 B	27.009	37.140	<u>1:28.488</u>	92.8	24:49.113	6	<b>1:40.960</b>	26.888	<b>36.620</b>	<b>37.452</b>	140.2	17:43.242
12	1:57.790	<u>37.650</u>	<u>42.165</u>	37.975	120.2	26:46.903	7	1:41.901	26.991	36.836	38.074	138.9	19:25.143





# SBK CAMPEONATO DE ESPAÑA DE SUPERBIKE

## Entrenamiento Cronometrado

### Sector Analysis

Personal Best							Session Best							B Crossing the pit lane						
Lap	Time	Sector 1	Sector 2	Sector 3	Kph	Elapsed	Lap	Time	Sector 1	Sector 2	Sector 3	Kph	Elapsed	Lap	Time	Sector 1	Sector 2	Sector 3	Kph	Elapsed
<b>75 Ivo LOPES</b> POR																				
EASY RACE TEAM							BMW MOTORRAD													
1	2:04.192	46.753	38.200	39.239	114.0	2:04.192	2	1:41.166	26.952	36.815	37.399	140.0	3:31.767	3	1:58.835	35.186	45.586	38.063	119.1	5:30.602
2	1:41.439	26.759	37.228	37.452	139.6	3:45.631	4	1:40.888	26.833	36.820	37.235	140.3	7:11.490	5	2:01.328	38.663	44.954	37.711	116.7	9:12.818
3	1:43.586	26.566	37.298	39.722	136.7	5:29.217	6	8:57.877	27.138	37.466	7:53.273	26.3	18:10.695	7	2:10.775	43.815	45.450	41.510	108.3	20:21.470
4	5:36.008	27.512	39.390	4:29.106	42.1	11:05.225	8	1:41.090	26.942	37.050	37.098	140.1	22:02.560	9	1:40.186	26.630	36.507	37.049	141.3	23:42.746
5	1:51.937	37.389	36.991	37.557	126.5	12:57.162	10	1:41.137	26.606	37.063	37.468	140.0	25:23.883	11	1:44.396	26.622	39.190	38.584	135.6	27:08.279
6	1:40.455	26.626	36.525	37.304	140.9	14:37.617	12	1:40.910	26.635	37.101	37.174	140.3	28:49.189	13	1:40.544	26.571	36.592	37.381	140.8	30:29.733
7	1:40.285	26.592	36.372	37.321	141.2	16:17.902														
8	1:43.637	26.797	37.621	39.219	136.6	18:01.539														
9	5:38.726	27.392	38.221	4:33.113	41.8	23:40.265														
10	1:55.181	34.986	42.555	37.640	122.9	25:35.446														
11	1:41.222	26.794	36.659	37.769	139.9	27:16.668														
12	1:40.104	26.670	36.431	37.003	141.4	28:56.772														
13	1:41.554	27.198	36.896	37.460	139.4	30:38.326														
<b>96 Enrique Marcos FELIPE FERRER</b> ESP																				
YAMAHA STRATOS							YAMAHA													
1	3:02.791	1:41.138	40.878	40.775	77.5	3:02.791	2	1:50.888	30.240	40.432	40.216	127.7	4:53.679	3	16:26.717	29.561	39.845	...	14.3	21:20.396
4	2:01.357	39.866	40.591	40.900	116.7	23:21.753	5	1:51.889	29.904	41.505	40.480	126.5	25:13.642	6	1:50.190	29.612	40.422	40.156	128.5	27:03.832
7	1:50.882	29.714	40.601	40.567	127.7	28:54.714	8	1:50.388	29.909	39.879	40.600	128.3	30:45.102							
<b>80 Alejandro ZUZAYA BURGUI</b> ESP																				
BIMTRAZER QATAR							YAMAHA													
1	4:06.114	2:46.049	39.814	40.251	57.5	4:06.114														
2	1:53.787	35.099	39.273	39.415	124.4	5:59.901														
3	1:53.604	35.164	38.857	39.583	124.6	7:53.505														
4	1:47.077	28.944	38.902	39.231	132.2	9:40.582														
5	1:45.330	28.056	38.342	38.932	134.4	11:25.912														
6	9:35.213	31.311	41.857	8:22.045	24.6	21:01.125														
7	1:59.187	40.497	39.071	39.619	118.8	23:00.312														
8	1:45.167	27.770	38.445	38.952	134.6	24:45.479														
9	1:45.165	27.917	38.269	38.979	134.6	26:30.644														
10	1:45.525	27.744	38.753	39.028	134.2	28:16.169														
11	1:44.891	27.865	38.192	38.834	135.0	30:01.060														
<b>85 Pedro Nuno ROMERO BARBOSA</b> POR																				
YAMAHA STRATOS							YAMAHA													
1	2:29.524	1:13.554	37.866	38.104	94.7	2:29.524														
2	1:41.597	26.916	37.121	37.560	139.4	4:11.121														
3	1:41.348	27.022	36.833	37.493	139.7	5:52.469														
4	1:41.472	26.586	37.243	37.643	139.5	7:33.941														
5	1:41.160	26.746	36.696	37.718	140.0	9:15.101														
6	1:41.197	26.775	36.892	37.530	139.9	10:56.298														
7	5:44.446	27.417	37.914	4:39.115	41.1	16:40.744														
8	1:48.209	33.262	37.277	37.670	130.8	18:28.953														
9	1:41.011	26.857	36.759	37.395	140.2	20:09.964														
10	1:41.117	26.697	36.574	37.846	140.0	21:51.081														
11	1:40.902	26.756	36.650	37.496	140.3	23:31.983														
12	1:41.038	26.695	36.524	37.819	140.1	25:13.021														
13	1:41.239	26.755	36.735	37.749	139.9	26:54.260														
14	1:41.000	26.829	36.873	37.298	140.2	28:35.260														
15	2:16.698	42.079	54.303	40.316	103.6	30:51.958														
<b>94 Naomichi URAMOTO</b> JPN																				
SUZUKI JEG RACING							SUZUKI													
1	1:50.601	36.117	37.089	37.395	128.0	1:50.601														





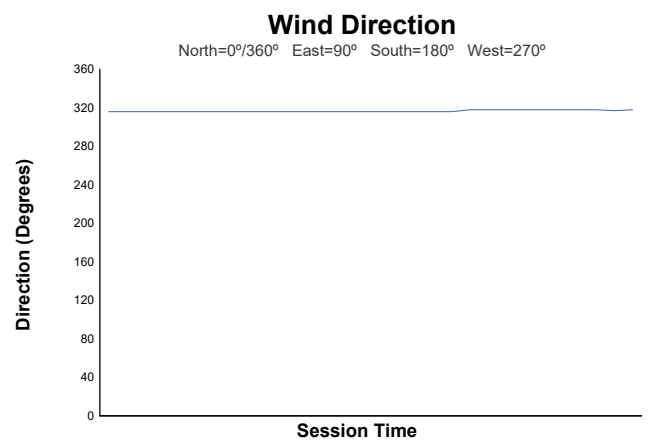
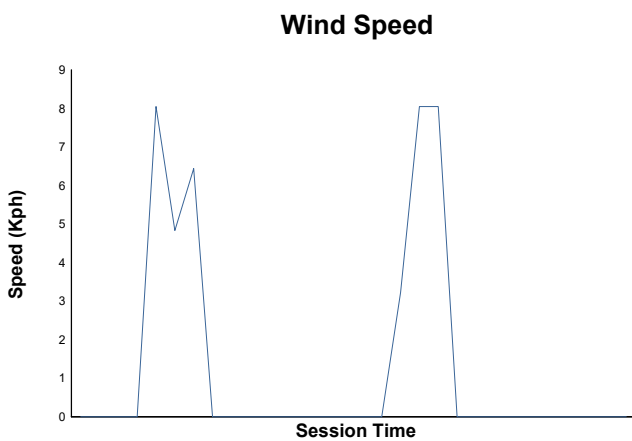
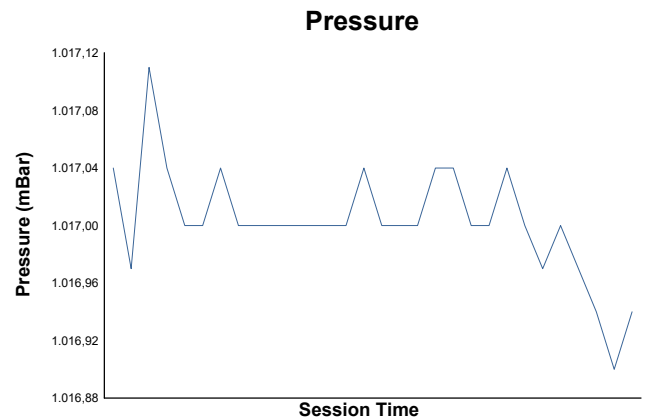
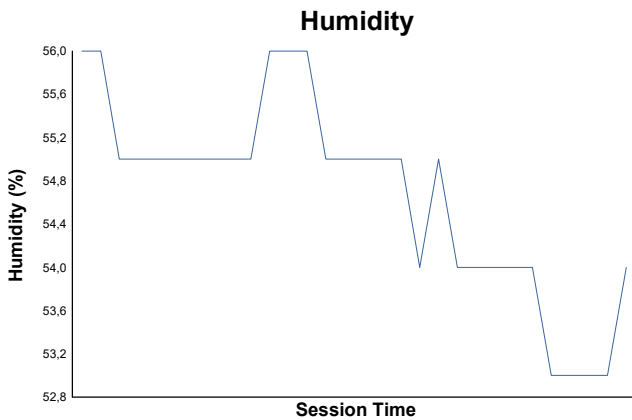
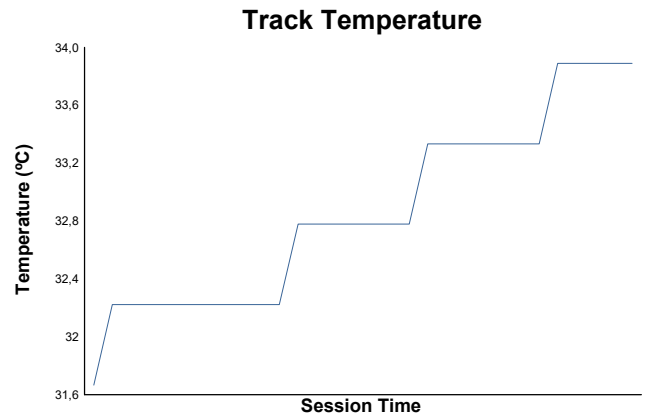
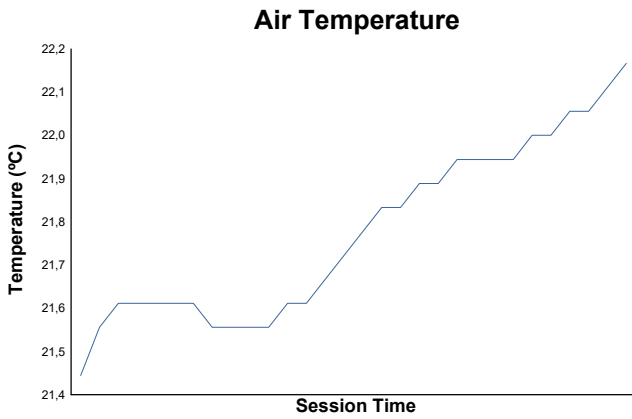


# CAMPEONATO DE ESPAÑA DE SUPERBIKE

## SBK

### Entrenamiento Cronometrado

### Weather Report



Track Status: **DRY**

