



SBK

CAMPEONATO DE ESPAÑA DE SUPERBII

Carrera 2 (17 Laps, 66,9 km.)

Classification

No	Rider	Nat	Team	Bike	Tires	Cl.	Laps	Total Time	Gap	Kph	Best Lap		
											Lap	Time	Kph
1	31 Carmelo MORALES GOMEZ	ESP	CARDOSO RACING	YAMAHA	MICHELIN	SBK	17	28:31.339	-	140.6	3	1:39.847	141.8
2	40 Roman RAMOS ALVARO	ESP	KAWASAKI PALMETO PL RACING	KAWASAKI	MICHELIN	SBK	17	28:33.314	+1.975	140.5	7	1:40.152	141.4
3	70 Marc ALCOBA ESPI	ESP	ETG RACING	YAMAHA	DUNLOP	SBK	17	28:40.413	+9.074	139.9	3	1:40.236	141.3
4	20 Florian MARINO	FRA	BMW EASYRACE TEAM	BMW MOTORRAD	DUNLOP	SBK	17	28:42.566	+11.227	139.7	4	1:40.338	141.1
5	94 Naomichi URAMOTO	JPN	SUZUKI JEG RACING	SUZUKI	MICHELIN	SBK	17	28:48.619	+17.280	139.2	3	1:40.684	140.6
6	75 Ivo LOPES	POR	EASY RACE TEAM	BMW MOTORRAD	DUNLOP	Open100	17	28:49.544	+18.205	139.2	4	1:40.381	141.1
7	11 Jeremy GUARNONI GOMA	FRA	TACK KAWASAKI	KAWASAKI	MICHELIN	SBK	17	28:52.295	+20.956	138.9	3	1:40.891	140.3
8	47 Angel RODRIGUEZ CAMPILLO	ESP	GASSS RACING TEAM	YAMAHA	PIRELLI	SBK	17	28:52.637	+21.298	138.9	3	1:40.854	140.4
9	2 Roberto TAMBURINI	ITA	TEAM SPEED RACING	KAWASAKI	MICHELIN	SBK	17	28:53.196	+21.857	138.9	3	1:40.820	140.4
10	85 Pedro Nuno ROMERO BARBOSA	POR	YAMAHA STRATOS	YAMAHA	MICHELIN	SBK	17	28:53.990	+22.651	138.8	16	1:41.163	140.0
11	5 Miquel PONS PAYERAS	ESP	TEAM HONDA LAGLISSE	HONDA	DUNLOP	SBK	17	28:58.751	+27.412	138.4	3	1:40.080	141.5
12	72 Chris LEESCH	LUX	SUZUKI JEG RACING	SUZUKI	MICHELIN	Open100	17	29:06.666	+35.327	137.8	3	1:41.830	139.0
13	65 Ole Bjorn PLASSEN	NOR	PLASSEN ROADRACING TEAM DUCATI		SBK	17	29:06.930	+35.591	137.8	11	1:41.654	139.3	
14	64 Asrin Rodi PAK	TUR	YAMAHA STRATOS	YAMAHA	MICHELIN	SBK	17	29:11.245	+39.906	137.4	4	1:41.888	139.0
15	51 Kevin SIEDER	AUS	SUZUKI JEG RACING	SUZUKI	MICHELIN	Open100	17	29:30.685	+59.346	135.9	3	1:42.612	138.0
16	19 Paul DUFOUR	FRA	SUZUKI JEG RACING	SUZUKI	MICHELIN	Open100	17	29:35.999	+1:04.660	135.5	2	1:43.085	137.4
17	8 Joan ZAMORANO ARANDA	ESP	ETG RACING	YAMAHA	DUNLOP	Open100	17	29:43.921	+1:12.582	134.9	3	1:44.025	136.1
18	21 Francisco J. ALONSO HERNANDEZ	ESP	CLUB ALOMOSPORT	KAWASAKI	PIRELLI	SBK	17	29:49.523	+1:18.184	134.5	8	1:43.913	136.3
19	7 Genis GELADA RODRIGUEZ	ESP	TEAM SPEED RACING	KAWASAKI	MICHELIN	SBK	17	30:03.401	+1:32.062	133.5	3	1:44.123	136.0
20	80 Alejandro ZUZAYA BURGUI	ESP	BIMTRAZER QATAR	YAMAHA	DUNLOP	Open100	16	28:48.125	1 Lap	131.1	2	1:44.914	135.0
21	26 Jan Hedegaard JENSEN	DEN	MDS RACING	KAWASAKI	PIRELLI	Open100	16	28:49.899	1 Lap	131.0	2	1:46.752	132.6
22	22 David GONZALEZ PLAZA	ESP	CASTRO MAROTO RACING	YAMAHA	PIRELLI	Open100	16	28:54.977	1 Lap	130.6	4	1:44.662	135.3
23	4 Javier ARTIME GONZALEZ	ESP	TEAM HONDA LAGLISSE	HONDA	DUNLOP	Open100	16	29:33.056	1 Lap	127.8	5	1:47.815	131.3
24	62 Nicholas Peter EDGELEY	GBR	TEAM EDGE RST RACING	BMW MOTORRAD	PIRELLI	Open100	16	29:34.410	1 Lap	127.7	6	1:47.104	132.2
25	96 Enrique Marcos FELIPE FERRER	ESP	YAMAHA STRATOS	YAMAHA	MICHELIN	Open100	16	29:53.695	1 Lap	126.3	3	1:49.894	128.8
Not classified													
34	Xavier PINSACH CABAÑAS	ESP	XCTECH	KAWASAKI	PIRELLI	SBK	1	1:48.699					
57	Christian PALOMARES VILAR	ESP	SP57 AIT RACING TEAM	YAMAHA	MICHELIN	SBK	1	1:48.976					
Not Started													
73	Andoitz BONILLA PORRAS	ESP	MDR SPAIN CIRCUITS	YAMAHA	MICHELIN	Open100							

Pole Position:	Roman RAMOS ALVARO	1:39.349	142.5 Kph
Fastest Lap:	Lap3 Carmelo MORALES GOMEZ	1:39.847	141.8 Kph

Published at:

Track Status: **DRY**

Director de Carrera:	Jefe de Cronometraje:
-----------------------------	------------------------------





SBK

CAMPEONATO DE ESPAÑA DE SUPERBIKE

Carrera 2


Classification by Class

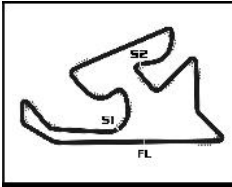
No	Rider	Nat	Team	Bike	Laps	Total Time	Gap	Kph	Best Lap			
									Lap	Time	Kph	
Open1000												
1	75 Ivo LOPES	POR	EASY RACE TEAM	BMW MOTORRAD	17	28:49.544		139.2	4	1:40.381	141.1	
2	72 Chris LEESCH	LUX	SUZUKI JEG RACING	SUZUKI	17	29:06.666	+17.122	137.8	3	1:41.830	139.0	
3	51 Kevin SIEDER	AUS	SUZUKI JEG RACING	SUZUKI	17	29:30.685	+41.141	135.9	3	1:42.612	138.0	
4	19 Paul DUFOUR	FRA	SUZUKI JEG RACING	SUZUKI	17	29:35.999	+46.455	135.5	2	1:43.085	137.4	
5	8 Joan ZAMORANO ARANDA	ESP	ETG RACING	YAMAHA	17	29:43.921	+54.377	134.9	3	1:44.025	136.1	
6	80 Alejandro ZUZAYA BURGUI	ESP	BIMTRAZER QATAR	YAMAHA	16	28:48.125	1 Lap	131.1	2	1:44.914	135.0	
7	26 Jan Hedegaard JENSEN	DEN	MDS RACING	KAWASAKI	16	28:49.899	1 Lap	131.0	2	1:46.752	132.6	
8	22 David GONZALEZ PLAZA	ESP	CASTRO MAROTO RACING	YAMAHA	16	28:54.977	1 Lap	130.6	4	1:44.662	135.3	
9	4 Javier ARTIME GONZALEZ	ESP	TEAM HONDA LAGLISSE	HONDA	16	29:33.056	1 Lap	127.8	5	1:47.815	131.3	
10	62 Nicholas Peter EDGELEY	GBR	TEAM EDGE RST RACING	BMW MOTORRAD	16	29:34.410	1 Lap	127.7	6	1:47.104	132.2	
11	96 Enrique Marcos FELIPE FERRER	ESP	YAMAHA STRATOS	YAMAHA	16	29:53.695	1 Lap	126.3	3	1:49.894	128.8	
Not Started												
73	Andoitz BONILLA PORRAS	ESP	MDR SPAIN CIRCUITS	YAMAHA				17 Laps				
SBK												
1	31 Carmelo MORALES GOMEZ	ESP	CARDOSO RACING	YAMAHA	17	28:31.339		140.6	3	1:39.847	141.8	
2	40 Roman RAMOS ALVARO	ESP	KAWASAKI PALMETO PL RACING	KAWASAKI	17	28:33.314	+1.975	140.5	7	1:40.152	141.4	
3	70 Marc ALCOBA ESPI	ESP	ETG RACING	YAMAHA	17	28:40.413	+9.074	139.9	3	1:40.236	141.3	
4	20 Florian MARINO	FRA	BMW EASYRACE TEAM	BMW MOTORRAD	17	28:42.566	+11.227	139.7	4	1:40.338	141.1	
5	94 Naomichi URAMOTO	JPN	SUZUKI JEG RACING	SUZUKI	17	28:48.619	+17.280	139.2	3	1:40.684	140.6	
6	11 Jeremy GUARNONI GOMA	FRA	TACK KAWASAKI	KAWASAKI	17	28:52.295	+20.956	138.9	3	1:40.891	140.3	
7	47 Angel RODRIGUEZ CAMPILLO	ESP	GASSS RACING TEAM	YAMAHA	17	28:52.637	+21.298	138.9	3	1:40.854	140.4	
8	2 Roberto TAMBURINI	ITA	TEAM SPEED RACING	KAWASAKI	17	28:53.196	+21.857	138.9	3	1:40.820	140.4	
9	85 Pedro Nuno ROMERO BARBOSA	POR	YAMAHA STRATOS	YAMAHA	17	28:53.990	+22.651	138.8	16	1:41.163	140.0	
10	5 Miquel PONS PAYERAS	ESP	TEAM HONDA LAGLISSE	HONDA	17	28:58.751	+27.412	138.4	3	1:40.080	141.5	
11	65 Ole Bjorn PLASSEN	NOR	PLASSEN ROADRACING TEAM DUCATI		17	29:06.930	+35.591	137.8	11	1:41.654	139.3	
12	64 Asrin Rodi PAK	TUR	YAMAHA STRATOS	YAMAHA	17	29:11.245	+39.906	137.4	4	1:41.888	139.0	
13	21 Francisco J. ALONSO HERNANDEZ	ESP	CLUB ALOMOSPORT	KAWASAKI	17	29:49.523	+1'18.184	134.5	8	1:43.913	136.3	
14	7 Genis GELADA RODRIGUEZ	ESP	TEAM SPEED RACING	KAWASAKI	17	30:03.401	+1'32.062	133.5	3	1:44.123	136.0	
Not classified												
34	Xavier PINSACH CABAÑAS	ESP	XCTECH	KAWASAKI	1	1:48.699	16 Laps					
57	Christian PALOMARES VILAR	ESP	SP57 AIT RACING TEAM	YAMAHA	1	1:48.976	16 Laps					

Published at:

Track Status: **DRY**

Director de Carrera:	Jefe de Cronometraje:
----------------------	-----------------------

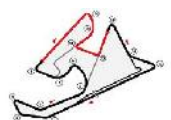


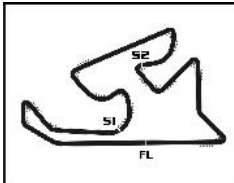


SBK
CAMPEONATO DE ESPAÑA DE SUPERBIKE
Carrera 2

Lap Chart

No	Pos	Grid	Lap																
			1	2	3	4	5	6	7	8	9	10	11	12	13	14	15	16	17
40	1	40	40	40	40	40	40	40	40	40	40	40	40	40	40	40	31	31	31
31	2	31	5	31	31	31	31	31	31	31	31	31	31	31	31	31	40	40	40
5	3	5	31	5	5	5	5	70	70	70	5	5	5	5	70	70	70	70	70
34	4	34	70	70	70	70	70	5	5	5	70	70	70	70	20	20	20	20	20
70	5	70	20	20	20	20	20	20	20	20	20	20	20	20	75	75	75	94	94
94	6	94	94	94	94	94	94	75	75	75	75	75	75	75	94	94	94	75	75
11	7	11	11	11	11	75	75	94	94	94	94	94	94	11	11	11	11	11	11
20	8	20	75	75	75	11	11	11	11	11	11	11	11	11	47	47	47	47	47
75	9	75	34	47	47	47	47	47	47	47	47	47	47	2	2	2	2	2	2
47	10	47	57	2	2	2	2	2	2	2	2	2	2	2	85	85	85	85	85
57	11	57	47	85	85	85	85	85	85	85	85	85	85	5	5	5	5	5	5
2	12	2	2	72	72	72	72	72	72	72	72	72	72	72	72	72	72	72	72
85	13	85	85	64	64	64	64	64	64	64	64	64	64	64	64	65	65	65	65
65	14	65	65	19	51	65	65	65	65	65	65	65	65	65	65	64	64	64	64
73	15	73	72	51	65	51	51	51	51	51	51	51	51	51	51	51	51	51	51
64	16	64	64	65	19	19	19	19	19	19	19	19	19	19	19	19	19	19	19
51	17	51	19	8	8	8	8	8	8	8	8	8	8	8	8	8	8	8	8
19	18	19	51	7	7	7	7	7	21	21	21	21	21	21	21	21	21	21	21
72	19	72	8	80	21	21	21	21	7	7	7	7	7	7	7	7	7	7	7
8	20	8	80	21	80	22	22	22	22	80	80	26	26	26	80	80	80	80	80
7	21	7	7	22	22	80	80	80	80	26	26	80	80	80	26	26	26	26	26
22	22	22	21	26	26	26	26	26	26	62	62	62	62	62	22	22	22	22	22
21	23	21	26	4	62	62	62	62	62	4	4	22	22	22	62	4	4	4	4
80	24	80	22	62	4	4	4	4	22	22	4	4	4	4	62	62	62	62	62
26	25	26	4	96	96	96	96	96	96	96	96	96	96	96	96	96	96	96	96
62	26	62	62																
4	27	4	96																
96	28	96																	






SBK CAMPEONATO DE ESPAÑA DE SUPERBIKE Carrera 2

Best Sector Times

Sector 1			Sector 2			Sector 3			Ideal Lap	Best Lap
Pos	No Rider	Time	No Rider	Time	No Rider	Time	Pos	No Rider		
1	31 C.MORALES GOMEZ	26.340	31 C.MORALES GOMEZ	36.338	20 F.MARINO	36.932	1	31 C.MORALES GOMEZ	1:39.707	1:39.847 (1)
2	70 M.ALCOBA ESPI	26.408	40 R.RAMOS ALVARO	36.427	5 M.PONS PAYERAS	37.006	2	5 M.PONS PAYERAS	1:39.978	1:40.080 (2)
3	40 R.RAMOS ALVARO	26.425	70 M.ALCOBA ESPI	36.462	31 C.MORALES GOMEZ	37.029	3	70 M.ALCOBA ESPI	1:39.983	1:40.236 (4)
4	5 M.PONS PAYERAS	26.483	5 M.PONS PAYERAS	36.489	75 I.LOPES	37.033	4	40 R.RAMOS ALVARO	1:39.997	1:40.152 (3)
5	75 I.LOPES	26.544	20 F.MARINO	36.496	70 M.ALCOBA ESPI	37.113	5	20 F.MARINO	1:40.031	1:40.338 (5)
6	11 J.GUARNONI GOMA	26.552	75 I.LOPES	36.600	40 R.RAMOS ALVARO	37.145	6	75 I.LOPES	1:40.177	1:40.381 (6)
7	20 F.MARINO	26.603	94 N.URAMOTO	36.608	11 J.GUARNONI GOMA	37.306	7	94 N.URAMOTO	1:40.631	1:40.684 (7)
8	2 R.TAMBURINI	26.663	47 A.RODRIGUEZ CAMPILLO	36.665	94 N.URAMOTO	37.316	8	2 R.TAMBURINI	1:40.739	1:40.820 (8)
9	85 P.ROMERO BARBOSA	26.691	2 R.TAMBURINI	36.702	47 A.RODRIGUEZ CAMPILLO	37.342	9	11 J.GUARNONI GOMA	1:40.748	1:40.891 (10)
10	94 N.URAMOTO	26.707	85 P.ROMERO BARBOSA	36.750	2 R.TAMBURINI	37.374	10	47 A.RODRIGUEZ CAMPILLO	1:40.807	1:40.854 (9)
11	47 A.RODRIGUEZ CAMPILLO	26.800	11 J.GUARNONI GOMA	36.890	65 O.PLASSEN	37.419	11	85 P.ROMERO BARBOSA	1:40.935	1:41.163 (11)
12	65 O.PLASSEN	26.866	72 C.LEESCH	37.063	85 P.ROMERO BARBOSA	37.494	12	65 O.PLASSEN	1:41.382	1:41.654 (12)
13	64 A.PAK	26.935	57 C.PALOMARES VILAR	37.082	72 C.LEESCH	37.557	13	72 C.LEESCH	1:41.598	1:41.830 (13)
14	72 C.LEESCH	26.978	64 A.PAK	37.087	64 A.PAK	37.657	14	64 A.PAK	1:41.679	1:41.888 (14)
15	57 C.PALOMARES VILAR	27.213	65 O.PLASSEN	37.097	51 K.SIEDER	37.775	15	57 C.PALOMARES VILAR	1:42.113	
16	51 K.SIEDER	27.224	51 K.SIEDER	37.376	57 C.PALOMARES VILAR	37.818	16	51 K.SIEDER	1:42.375	1:42.612 (15)
17	21 F.ALONSO HERNANDEZ	27.270	34 X.PINSACH CABAÑAS	37.396	34 X.PINSACH CABAÑAS	37.998	17	34 X.PINSACH CABAÑAS	1:42.867	
18	19 P.DUFOUR	27.273	19 P.DUFOUR	37.654	19 P.DUFOUR	38.142	18	19 P.DUFOUR	1:43.069	1:43.085 (16)
19	8 J.ZAMORANO ARANDA	27.311	22 D.GONZALEZ PLAZA	37.848	21 F.ALONSO HERNANDEZ	38.276	19	21 F.ALONSO HERNANDEZ	1:43.426	1:43.913 (17)
20	7 G.GELADA RODRIGUEZ	27.355	21 F.ALONSO HERNANDEZ	37.880	8 J.ZAMORANO ARANDA	38.467	20	8 J.ZAMORANO ARANDA	1:43.894	1:44.025 (18)
21	80 A.ZUZAYA BURGUI	27.359	8 J.ZAMORANO ARANDA	38.116	7 G.GELADA RODRIGUEZ	38.502	21	7 G.GELADA RODRIGUEZ	1:44.123	1:44.123 (19)
22	34 X.PINSACH CABAÑAS	27.473	7 G.GELADA RODRIGUEZ	38.266	22 D.GONZALEZ PLAZA	38.560	22	22 D.GONZALEZ PLAZA	1:44.322	1:44.662 (20)
23	22 D.GONZALEZ PLAZA	27.914	80 A.ZUZAYA BURGUI	38.438	80 A.ZUZAYA BURGUI	38.866	23	80 A.ZUZAYA BURGUI	1:44.663	1:44.914 (21)
24	26 J.JENSEN	28.318	26 J.JENSEN	38.870	62 N.EDGELEY	39.228	24	26 J.JENSEN	1:46.539	1:46.752 (22)
25	4 J.ARTIME GONZALEZ	28.381	62 N.EDGELEY	39.144	26 J.JENSEN	39.351	25	62 N.EDGELEY	1:46.805	1:47.104 (23)
26	62 N.EDGELEY	28.433	96 E.FELIPE FERRER	39.492	4 J.ARTIME GONZALEZ	39.890	26	4 J.ARTIME GONZALEZ	1:47.815	1:47.815 (24)
27	96 E.FELIPE FERRER	29.885	4 J.ARTIME GONZALEZ	39.544	96 E.FELIPE FERRER	39.930	27	96 E.FELIPE FERRER	1:49.307	1:49.894 (25)





SBK CAMPEONATO DE ESPAÑA DE SUPERBIKE Carrera 2

Best Top Speed

No Rider	Team	Class	Top 1		Top 2		Top 3		Top 4		Top 5		Avg	
			Kph	Lap	Kph	Lap	Kph	Lap	Kph	Lap	Kph	Lap		
20	Florian MARINO	BMW EASYRACE TEAM	SBK	279.8	12	279.1	7	277.6	17	277.6	11	277.6	8	278,3
85	Pedro Nuno ROMERO	BARIYAMAHA STRATOS	SBK	279.8	15	279.8	2	279.8	16	279.1	14	278.4	3	279,4
70	Marc ALCOBA ESPI	ETG RACING	SBK	277.6	4	276.9	5	276.2	17	276.2	11	275.5	16	276,5
47	Angel RODRIGUEZ	CAMPILGASSS RACING TEAM	SBK	276.9	11	274.8	14	274.1	12	273.4	6	272.7	8	274,4
65	Ole Bjorn PLASSEN	PLASSEN ROADRACING TEAM DUCATI	SBK	276.9	11	276.2	3	275.5	13	274.8	8	274.8	2	275,6
2	Roberto TAMBURINI	TEAM SPEED RACING	SBK	276.2	8	275.5	16	273.4	6	272.7	13	271.4	3	273,8
40	Roman RAMOS ALVARO	KAWASAKI PALMETO PL RACING	SBK	276.2	17	276.2	14	273.4	13	273.4	5	272.7	15	274,4
31	Carmelo MORALES GOMEZ	CARDOSO RACING	SBK	275.5	13	275.5	12	274.8	14	274.1	11	273.4	10	274,7
19	Paul DUFOUR	SUZUKI JEG RACING	Open1000	274.8	5	274.1	6	272.7	13	272.0	3	271.4	11	273,0
11	Jeremy GUARNONI	GOMA TACK KAWASAKI	SBK	274.1	3	273.4	15	273.4	4	273.4	13	272.7	11	273,4
5	Miquel PONS PAYERAS	TEAM HONDA LAGLISSE	SBK	274.1	12	274.1	11	274.1	10	270.0	13	269.3	5	272,3
64	Asrin Rodi PAK	YAMAHA STRATOS	SBK	274.1	13	273.4	4	273.4	6	273.4	12	272.7	9	273,4
72	Chris LEESCH	SUZUKI JEG RACING	Open1000	273.4	14	273.4	12	272.0	13	270.7	8	270.7	16	272,0
7	Genis GELADA RODRIGUEZ	TEAM SPEED RACING	SBK	272.0	2	270.0	11	269.3	10	269.3	3	269.3	4	270,0
75	Ivo LOPES	EASY RACE TEAM	Open1000	270.7	3	270.7	6	270.7	16	270.0	14	269.3	9	270,3
51	Kevin SIEDER	SUZUKI JEG RACING	Open1000	270.0	6	268.7	2	268.7	14	268.7	11	268.7	12	269,0
8	Joan ZAMORANO ARANDA	ETG RACING	Open1000	268.7	2	266.7	4	266.7	11	266.0	14	266.0	13	266,8
21	Francisco J. ALONSO HERNANDEZ	ALOMOSPORT	SBK	266.7	16	266.0	2	266.0	4	266.0	5	264.1	15	265,8
80	Alejandro ZUZAYA BURGUI	BIMTRAZER QATAR	Open1000	266.0	2	262.1	4	261.5	6	260.9	5	259.0	12	261,9
94	Naomichi URAMOTO	SUZUKI JEG RACING	SBK	266.0	4	266.0	11	265.4	3	265.4	12	264.7	15	265,5
22	David GONZALEZ PLAZA	CASTRO MAROTO RACING	Open1000	261.5	11	255.3	12	254.1	14	254.1	13	249.4	15	254,9
26	Jan Hedegaard JENSEN	MDS RACING	Open1000	260.2	2	259.0	4	258.4	15	257.1	13	256.5	3	258,2
4	Javier ARTIME GONZALEZ	TEAM HONDA LAGLISSE	Open1000	254.1	5	245.5	10	245.5	7	244.3	3	243.2	11	246,5
62	Nicholas Peter EDGELEY	TEAM EDGE RST RACING	Open1000	250.0	15	247.1	5	246.6	10	245.5	4	244.9	12	246,8
57	Christian PALOMARES VILAS	SP57 AIT RACING TEAM	SBK	229.3	1									229,3
96	Enrique Marcos FELIPE	FEYAMAHA STRATOS	Open1000	218.6	12	218.2	14	217.3	5	217.3	15	216.4	6	217,6
34	Xavier PINSACH CABAÑAS	XCTECH	SBK	211.4	1									211,4
73	Andoitz BONILLA PORRAS	MDR SPAIN CIRCUITS	Open1000											






SBK
CAMPEONATO DE ESPAÑA DE SUPERBIKE
Carrera 2

Fastest Lap Sequence

Elapsed	No	Rider	Team	Bike	Class	Time	Kph	Lap
3:25.846	40	Roman RAMOS ALVARO	KAWASAKI PALMETO PL RACING	KAWASAKI	SBK	1:40.184	141.3	2
5:06.360	31	Carmelo MORALES GOMEZ	CARDOSO RACING	YAMAHA	SBK	1:39.847	141.8	3





SBK CAMPEONATO DE ESPAÑA DE SUPERBIKE

Carrera 2

Sector Analysis

_ Invalidated Lap							■ Personal Best							■ Session Best							B Crossing the pit lane							
Lap	Time	Sector 1	Sector 2	Sector 3	T.Sp	Elapsed	Lap	Time	Sector 1	Sector 2	Sector 3	T.Sp	Elapsed	Lap	Time	Sector 1	Sector 2	Sector 3	T.Sp	Elapsed	Lap	Time	Sector 1	Sector 2	Sector 3	T.Sp	Elapsed	
2	Roberto TAMBURINI						ITA	16	1:41.322	26.737	36.964	37.621	268.0	27:16.866	17	1:41.885			37.824		28:58.751							
TEAM SPEED RACING							KAWASAKI																					
1	1:49.785	34.017	37.930	37.838	221.8	1:49.785																						
2	1:41.428	26.971	36.978	37.479	265.4	3:31.213																						
3	1:40.820	26.690	36.756	37.374	271.4	5:12.033																						
4	1:40.907	26.663	36.702	37.542	268.0	6:52.940																						
5	1:40.975	26.714	36.782	37.479	267.3	8:33.915																						
6	1:41.316	26.817	36.921	37.578	273.4	10:15.231																						
7	1:41.528	26.879	36.979	37.670	266.0	11:56.759																						
8	1:41.179	26.757	36.876	37.546	276.2	13:37.938																						
9	1:41.623	26.939	37.045	37.639	263.4	15:19.561																						
10	1:41.357	26.854	36.914	37.589	263.4	17:00.918																						
11	1:41.855	26.901	37.313	37.641	265.4	18:42.773																						
12	1:41.723	26.871	37.147	37.705	270.0	20:24.496																						
13	1:41.752	26.758	37.262	37.732	272.7	22:06.248																						
14	1:41.691	26.857	37.126	37.708	262.8	23:47.939																						
15	1:41.706	26.905	37.149	37.652	269.3	25:29.645																						
16	1:41.572	26.921	37.078	37.573	275.5	27:11.217																						
17	1:41.979			37.877		28:53.196																						
4	Javier ARTIME GONZALEZ						ESP																					
TEAM HONDA LAGLISSE							HONDA																					
1	1:56.865	36.867	39.821	40.177	197.4	1:56.865																						
2	1:49.377	29.335	39.763	40.279	233.8	3:46.242																						
3	1:49.587	28.926	40.003	40.658	244.3	5:35.829																						
4	1:48.671	28.959	39.788	39.924	234.8	7:24.500																						
5	1:47.815	28.381	39.544	39.890	254.1	9:12.315																						
6	1:50.572	29.172	40.975	40.425	227.8	11:02.887																						
7	1:48.549	28.736	39.729	40.084	245.5	12:51.436																						
8	1:50.118	29.179	40.303	40.636	237.9	14:41.554																						
9	1:50.163	29.734	40.133	40.296	237.9	16:31.717																						
10	1:49.595	29.721	39.791	40.083	245.5	18:21.312																						
11	1:53.097	29.302	39.767	44.028	243.2	20:14.409																						
12	1:57.079	30.563	44.968	41.548	202.2	22:11.488																						
13	1:51.472	30.429	40.222	40.821	242.7	24:02.960																						
14	1:50.145	29.474	40.122	40.549	242.7	25:53.105																						
15	1:50.095	29.115	40.461	40.519	240.5	27:43.200																						
16	1:49.856			40.236		29:33.056																						
7	Genis GELADA RODRIGUEZ						ESP	16	1:41.322	26.737	36.964	37.621	268.0	27:16.866	17	1:41.885			37.824		28:58.751							
TEAM SPEED RACING							KAWASAKI																					
1	1:54.222	36.030	39.431	38.761	211.8	1:54.222																						
2	1:44.513	27.406	38.601	38.506	272.0	3:38.735																						
3	1:44.123	27.355	38.266	38.502	269.3	5:22.858																						
4	1:44.592	27.469	38.533	38.590	269.3	7:07.450																						
5	1:44.862	27.661	38.455	38.746	269.3	8:52.312																						
6	1:44.807	27.592	38.404	38.811	268.0	10:37.119																						
7	1:45.039	27.679	38.270	39.090	268.7	12:22.158																						
8	1:45.606	28.321	38.749	38.536	240.5	14:07.764																						
9	1:44.832	27.700	38.511	38.621	266.0	15:52.596																						
10	1:45.984	27.783	38.896	39.305	269.3	17:38.580																						
11	1:45.793	27.923	39.096	38.774	270.0	19:24.373																						
12	1:46.323	28.184	39.073	39.066	268.0	21:10.696																						
13	1:46.622	28.128	39.133	39.361	265.4	22:57.318																						
14	1:46.387	28.197	39.002	39.188	264.1	24:43.705																						
15	1:46.098	28.057	38.885	39.156	266.7	26:29.803																						
16	1:46.391	28.175	39.031	39.185	254.7	28:16.194																						
17	1:47.207			39.472		30:03.401																						
8	Juan ZAMORANO ARANDA						ESP																					
ETG RACING							YAMAHA																					
1	1:52.845	35.474	38.849	38.522	221.8	1:52.845																						
2	1:44.410	27.384	38.423	38.603	268.7	3:37.255																						
3	1:44.025	27.425	38.133	38.467	263.4	5:21.280																						
4	1:44.179	27.311	38.241	38.627	266.7	7:05.459																						
5	1:44.311	27.500	38.156	38.655	263.4	8:49.770																						
6	1:44.730	27.532	38.314	38.884	265.4	10:34.500																						
7	1:44.330	27.460	38.119	38.751	264.1	12:18.830																						
8	1:44.205	27.377	38.154	38.674	265.4	14:03.035																						
9	1:44.289	27.627	38.116	38.546	263.4	15:47.324																						
10	1:44.229	27.434	38.153	38.642	264.7	17:31.553																						
11	1:44.848	27.831	38.240	38.777	266.7	19:16.401																						
12	1:44.541	27.616	38.312	38.613	264.7	21:00.942																						
13	1:44.632	27.611	38.391	38.630	266.0	22:45.574																						
14	1:44.639	27.609	38.348	38.682	266.0	24:30.213																						
15	1:44.542	27.698	38.258	38.586	264.7	26:14.755																						
16	1:44.956	27.517	38.816	38.623	263.4	27:59.711																						
17	1:44.210			38.474		29:43.921																						
11	Jeremy GUARNONI GOMA						FRA																					
TACK KAWASAKI							KAWASAKI																					
1	1:47.567	33.056	37.066	37.445	218.2	1:47.567																						
2	1:41.040	26.733	37.001	37.306	267.3	3:28.607																						
3	1:40.891	26.557	36.890	37.444	274.1	5:09.498																						
4	1:41.420	26.552	37.242	37.626	273.4	6:50.918																						
5	1:41.405	26.555	37.159	37.691	272.0	8:32.323																						
6	1:41.507	26.744	37.031	37.732	270.7	10:13.830																						
7	1:41.599	26.884	37.098	37.617	271.4	11:55.429																						
8	1:41.468	26.744	37.099	37.625	271.4	13:36.897																						
9	1:41.690	26.928	37.226	37.536	271.4	15:18.587																						
10	1:41.447	26.657	37.232	37.558	272.7	17:00.034																						
11	1:41.755	26.759	37.280	37.716	272.7	18:41.789																						
12	1:41.758	26.865	37.097	37.796	270.7	20:23.547																						





SBK CAMPEONATO DE ESPAÑA DE SUPERBIKE

Carrera 2

Sector Analysis

_ Invalidated Lap							■ Personal Best							■ Session Best							■ Crossing the pit lane							
Lap	Time	Sector 1	Sector 2	Sector 3	T.Sp	Elapsed	Lap	Time	Sector 1	Sector 2	Sector 3	T.Sp	Elapsed	Lap	Time	Sector 1	Sector 2	Sector 3	T.Sp	Elapsed	Lap	Time	Sector 1	Sector 2	Sector 3	T.Sp	Elapsed	
19 Paul DUFOUR FRA																												
SUZUKI JEG RACING SUZUKI																												
1	1:51.849	34.993	38.213	38.643	207.7	1:51.849																						
2	1:43.085	27.273	37.654	38.158	270.0	3:34.934																						
3	1:43.916	27.795	37.665	38.456	272.0	5:18.850																						
4	1:43.502	27.458	37.808	38.236	265.4	7:02.352																						
5	1:43.586	27.485	37.893	38.208	274.8	8:45.938																						
6	1:46.059	29.657	37.980	38.422	274.1	10:31.997																						
7	1:43.667	27.645	37.778	38.244	257.8	12:15.664																						
8	1:43.641	27.655	37.844	38.142	268.0	13:59.305																						
9	1:43.798	27.575	37.924	38.299	269.3	15:43.103																						
10	1:43.641	27.440	37.769	38.432	266.0	17:26.744																						
11	1:43.940	27.619	38.101	38.220	271.4	19:10.684																						
12	1:43.840	27.742	37.808	38.290	266.0	20:54.524																						
13	1:44.220	27.746	38.114	38.360	272.7	22:38.744																						
14	1:44.521	27.702	38.045	38.774	270.0	24:23.265																						
15	1:43.990	27.461	38.376	38.153	270.0	26:07.255																						
16	1:44.137	27.664	38.068	38.405	266.7	27:51.392																						
17	1:44.607			38.455		29:35.999																						
22 David GONZALEZ PLAZA ESP																												
CASTRO MAROTO RACING YAMAHA																												
1	1:55.574	36.955	39.541	39.078	200.7	1:55.574																						
2	1:45.217	28.309	38.129	38.779	244.9	3:40.791																						
3	1:45.170	28.033	38.397	38.740	247.1	5:25.961																						
4	1:44.662	27.914	37.848	38.900	244.3	7:10.623																						
5	1:45.033	28.067	38.062	38.904	246.6	8:55.656																						
6	1:45.589	28.240	38.320	39.029	247.7	10:41.245																						
7	1:45.306	28.401	38.185	38.720	247.7	12:26.551																						
8	2:20.200	28.256	38.657	1:13.287	243.2	14:46.751																						
9	1:45.428	28.350	38.220	38.858	246.6	16:32.179																						
10	1:46.214	29.055	38.416	38.743	238.9	18:18.393																						
11	1:45.128	28.265	38.303	38.560	261.5	20:03.521																						
12	1:44.998	28.088	38.096	38.814	255.3	21:48.519																						
13	1:46.173	28.380	38.795	38.998	254.1	23:34.692																						
14	1:45.686	28.169	38.503	39.014	254.1	25:20.378																						
15	1:46.509	28.267	38.581	39.661	249.4	27:06.887																						
16	1:48.090			40.444		28:54.977																						
26 Jan Hedegaard JENSEN DEN																												
MDS RACING KAWASAKI																												
1	1:55.392	36.348	39.624	39.420	224.1	1:55.392																						
2	1:46.752	28.331	39.070	39.351	260.2	3:42.144																						
3	1:47.111	28.318	39.162	39.631	256.5	5:29.255																						
4	1:47.076	28.522	39.157	39.397	259.0	7:16.331																						
5	1:47.232	28.628	38.907	39.697	255.9	9:03.563																						
6	1:47.769	29.292	38.978	39.499	238.4	10:51.332																						
7	1:47.525	28.983	39.013	39.529	252.9	12:38.857																						
8	1:47.476	28.947	38.994	39.535	251.7	14:26.333																						
9	1:48.526	28.933	39.504	40.089	252.9	16:14.859																						
10	1:48.108	28.920	39.264	39.924	255.3	18:02.967																						
11	1:47.704	28.998	39.068	39.638	238.4	19:50.671																						
12	1:47.212	28.778	38.906	39.528	254.7	21:37.883																						
13	1:47.450	28.716	38.870	39.864	257.1	23:25.333																						
14	1:49.483	28.990	39.043	41.450	249.4	25:14.816																						
15	1:47.926	28.616	39.632	39.678	258.4	27:02.742																						
16	1:47.157			39.840	255.9	28:49.899																						
31 Carmelo MORALES GOMEZ ESP																												
CARDOSO RACING YAMAHA																												
1	1:46.225	32.278	36.698	37.249	225.9	1:46.225																						
2	1:40.288	26.549	36.343	37.396	271.4	3:26.513																						
3	1:39.847	26.340	36.338	37.169	269.3	5:06.360																						
4	1:40.487	26.672	36.539	37.276	268.0	6:46.847																						
5	1:40.517	26.430	36.626	37.461	272.0	8:27.364																						
6	1:40.780	26.638	36.664	37.478	270.0	10:08.144																						
7	1:40.232	26.574	36.364	37.294	272.7	11:48.376																						
8	1:40.077	26.450	36.486	37.141	272.0	13:28.453																						
20 Florian MARINO FRA																												
BMW EASYRACE TEAM BMW MOTORRAD																												
1	1:46.887	32.749	36.769	37.369	225.5	1:46.887																						
2	1:40.484	26.874	36.496	37.114	255.9	3:27.371																						
3	1:40.381	26.748	36.701	36.932	264.1	5:07.752																						
4	1:40.338	26.603	36.592	37.143	270.7	6:48.090																						
5	1:40.411	26.659	36.629	37.123	276.2	8:28.501																						
6	1:40.696	26.737	36.783	37.176	275.5	10:09.197																						
7	1:40.417	26.652	36.636	37.129	279.1	11:49.614																						
8	1:40.765	26.635	36.649	37.481	277.6	13:30.379																						
9	1:40.934	26.810	36.740	37.384	276.2	15:11.313																						
10	1:40.546	26.718	36.680	37.148	276.9	16:51.859																						
11	1:41.080	26.680	36.974	37																								



SBK CAMPEONATO DE ESPAÑA DE SUPERBIKE Carrera 2

Sector Analysis

_ Invalidated Lap							■ Personal Best							■ Session Best							B Crossing the pit lane																																																																																																	
Lap	Time	Sector 1	Sector 2	Sector 3	T.Sp	Elapsed	Lap	Time	Sector 1	Sector 2	Sector 3	T.Sp	Elapsed	Lap	Time	Sector 1	Sector 2	Sector 3	T.Sp	Elapsed	Lap	Time	Sector 1	Sector 2	Sector 3	T.Sp	Elapsed																																																																																											
34 Xavier PINSACH CABAÑAS ESP																																																																																																																						
XCTECH KAWASAKI																																																																																																																						
1	1:48.699	33.305	37.396	37.998	211.4	1:48.699	2	1:43.016	27.224	37.599	38.193	268.7	3:35.102	3	1:42.612	27.461	37.376	37.775	266.0	5:17.714	4	1:42.709	27.254	37.418	38.037	268.0	7:00.423	5	1:42.986	27.291	37.674	38.021	264.7	8:43.409	6	1:42.995	27.329	37.672	37.994	270.0	10:26.404	7	1:43.224	27.490	37.485	38.249	268.0	12:09.628	8	1:43.926	27.739	37.755	38.432	266.7	13:53.554	9	1:43.742	27.496	38.011	38.235	266.0	15:37.296	10	1:43.612	27.717	37.730	38.165	268.0	17:20.908	11	1:43.843	27.555	37.976	38.312	268.7	19:04.751	12	1:43.823	27.735	37.854	38.234	268.7	20:48.574	13	1:44.164	27.726	37.850	38.588	268.0	22:32.738	14	1:44.114	27.593	38.223	38.298	268.7	24:16.852	15	1:44.078	27.856	37.930	38.292	266.7	26:00.930	16	1:44.733	28.000	38.307	38.426	266.0	27:45.663	17	1:45.022		38.546			29:30.685
40 Roman RAMOS ALVARO ESP																																																																																																																						
KAWASAKI PALMETO PL RACING KAWASAKI																																																																																																																						
1	1:45.662	31.795	36.622	37.245	227.4	1:45.662	2	1:40.184	26.484	36.427	37.273	272.0	3:25.846	3	1:40.299	26.484	36.491	37.324	271.4	5:06.145	4	1:40.391	26.609	36.620	37.162	271.4	6:46.536	5	1:40.612	26.448	36.753	37.411	273.4	8:27.148	6	1:40.754	26.572	36.734	37.448	272.0	10:07.902	7	1:40.152	26.518	36.440	37.194	269.3	11:48.054	8	1:40.157	26.501	36.480	37.176	272.7	13:28.211	9	1:40.315	26.425	36.663	37.227	272.7	15:08.526	10	1:40.237	26.524	36.568	37.145	270.7	16:48.763	11	1:40.554	26.654	36.656	37.244	272.7	18:29.317	12	1:40.600	26.454	36.584	37.562	272.0	20:09.917	13	1:40.218	26.447	36.611	37.160	273.4	21:50.135	14	1:40.507	26.642	36.584	37.281	276.2	23:30.642	15	1:41.232	26.764	36.656	37.812	272.7	25:11.874	16	1:40.508	26.510	36.762	37.236	268.7	26:52.382	17	1:40.932		37.672	276.2		28:33.314
47 Angel RODRIGUEZ CAMPILLO ESP																																																																																																																						
GASSS RACING TEAM YAMAHA																																																																																																																						
1	1:49.030	34.145	37.262	37.623	220.0	1:49.030	2	1:41.095	26.962	36.782	37.351	264.1	3:30.125	3	1:40.854	26.802	36.671	37.381	260.9	5:10.979	4	1:40.902	26.895	36.665	37.342	261.5	6:51.881	5	1:41.193	26.908	36.769	37.516	264.7	8:33.074	6	1:41.488	27.227	36.695	37.566	273.4	10:14.562	7	1:41.477	26.875	37.001	37.601	270.0	11:56.039	8	1:41.539	26.905	36.924	37.710	272.7	13:37.578	9	1:41.482	26.969	36.943	37.570	268.0	15:19.060	10	1:41.409	26.832	36.954	37.623	272.0	17:00.469	11	1:41.852	26.939	37.181	37.732	276.9	18:42.321	12	1:41.438	26.892	36.913	37.633	274.1	20:23.759	13	1:41.941	27.014	37.286	37.641	272.0	22:05.700	14	1:41.414	26.800	37.061	37.553	274.8	23:47.114	15	1:41.818	26.984	37.170	37.664	271.4	25:28.932	16	1:41.938	26.918	37.270	37.750	270.7	27:10.870	17	1:41.767		37.698			28:52.637
51 Kevin SIEDER AUS																																																																																																																						
SUZUKI JEG RACING SUZUKI																																																																																																																						
1	1:52.086	35.327	38.473	38.286	197.4	1:52.086	2	1:43.016	27.224	37.599	38.193	268.7	3:35.102	3	1:42.612	27.461	37.376	37.775	266.0	5:17.714	4	1:42.709	27.254	37.418	38.037	268.0	7:00.423	5	1:42.986	27.291	37.674	38.021	264.7	8:43.409	6	1:42.995	27.329	37.672	37.994	270.0	10:26.404	7	1:43.224	27.490	37.485	38.249	268.0	12:09.628	8	1:43.926	27.739	37.755	38.432	266.7	13:53.554	9	1:43.742	27.496	38.011	38.235	266.0	15:37.296	10	1:43.612	27.717	37.730	38.165	268.0	17:20.908	11	1:43.843	27.555	37.976	38.312	268.7	19:04.751	12	1:43.823	27.735	37.854	38.234	268.7	20:48.574	13	1:44.164	27.726	37.850	38.588	268.0	22:32.738	14	1:44.114	27.593	38.223	38.298	268.7	24:16.852	15	1:44.078	27.856	37.930	38.292	266.7	26:00.930	16	1:44.733	28.000	38.307	38.426	266.0	27:45.663	17	1:45.022		38.546			29:30.685
57 Christian PALOMARES VILAR ESP																																																																																																																						
SP57 AIT RACING TEAM YAMAHA																																																																																																																						
1	1:48.976	33.622	37.536	37.818	229.3	1:48.976	2	1:48.312	28.794	39.547	39.971	243.2	3:46.929	3	1:48.668	28.823	39.937	39.908	238.4	5:35.597	4	1:47.314	28.433	39.144	39.737	245.5	7:22.911	5	1:47.566	28.587	39.294	39.685	247.1	9:10.477	6	1:47.104	28.643	39.233	39.228	243.8	10:57.581	7	1:47.510	28.801	39.186	39.523	237.9	12:45.091	8	1:47.723	28.802	39.229	39.692	242.7	14:32.814	9	1:47.823	28.677	39.423	39.723	242.7	16:20.637	10	1:48.178	28.720	39.808	39.650	246.6	18:08.815	11	1:48.254	28.906	39.513	39.835	231.8	19:57.069	12	1:48.926	28.805	39.766	40.355	244.9	21:45.995	13	2:09.616	29.610	47.723	52.283	241.6	23:55.611	14	2:00.262	38.233	41.509	40.520	231.8	25:55.873	15	1:48.481	28.582	39.952	39.947	250.0	27:44.354	16	1:50.056		39.905			29:34.410							
62 Nicholas Peter EDGELEY GBR																																																																																																																						
TEAM EDGE RST RACING BMW MOTORRAD																																																																																																																						
1	1:58.617	38.326	40.222	40.069	184.6	1:58.617	2	1:48.312	28.794	39.547	39.971	243.2	3:46.929	3	1:48.668	28.823	39.937	39.908	238.4	5:35.597	4	1:47.314	28.433	39.144	39.737	245.5	7:22.911	5	1:47.566	28.587	39.294	39.685	247.1	9:10.477	6	1:47.104	28.643	39.233	39.228	243.8	10:57.581	7	1:47.510	28.801	39.186	39.523	237.9	12:45.091	8	1:47.723	28.802	39.229	39.692	242.7	14:32.814	9	1:47.823	28.677	39.423	39.723	242.7	16:20.637	10	1:48.178	28.720	39.808	39.650	246.6	18:08.815	11	1:48.254	28.906	39.513	39.835	231.8	19:57.069	12	1:48.926	28.805	39.766	40.355	244.9	21:45.995	13	2:09.616	29.610	47.723	52.283	241.6	23:55.611	14	2:00.262	38.233	41.509	40.520	231.8	25:55.873	15	1:48.481	28.582	39.952	39.947	250.0	27:44.354	16	1:50.056		39.905			29:34.410							
64 Asrin Rodi PAK TUR																																																																																																																						
YAMAHA STRATOS YAMAHA																																																																																																																						
1	1:51.057	35.125	38.042	37.890	210.5	1:51.057	2	1:42.390	27.339	37.134	37.917	261.5	3:33.447	3	1:41.955	27.068	37.116	37.771	271.4	5:15.402	4	1:41.888	26.935	37.130	37.823	273.4	6:57.290	5	1:42.151	27.077	37.155	37.919	272.0	8:39.441	6	1:41.986	27.088	37.241	37.657	273.4	10:21.427	7	1:42.350	27.136	37.314	37.900	266.0	12:03.777	8	1:42.101	27.112	37.292	37.697	271.4	13:45.878	9	1:42.182	27.153	37.228	37.801	272.7	15:28.060	10	1:42.351	27.171	37.185	37.995	264.1	17:10.411	11	1:42.291	27.150	37.087	38.054	270.7	18:52.702	12	1:42.769	27.068	37.248	38.453	273.4	20:35.471	13	1:42.249	27.224	37.272	37.753	274.1	22:17.720	14	1:42.871	26.948	37.883	38.040	271.4	24:00.591	15	1:43.407	27.415	37.556	38.436	266.0	25:43.998														





SBK CAMPEONATO DE ESPAÑA DE SUPERBIKE Carrera 2

Sector Analysis

_ Invalidated Lap							■ Personal Best							■ Session Best							B Crossing the pit lane						
Lap	Time	Sector 1	Sector 2	Sector 3	T.Sp	Elapsed	Lap	Time	Sector 1	Sector 2	Sector 3	T.Sp	Elapsed	Lap	Time	Sector 1	Sector 2	Sector 3	T.Sp	Elapsed	Lap	Time	Sector 1	Sector 2	Sector 3	T.Sp	Elapsed
65 Ole Bjorn PLASSEN NOR																											
PLASSEN ROADRACING TEAM DUC																											
1	1:50.462	34.252	38.031	38.179	213.4	1:50.462	13	1:42.417	27.197	37.365	37.855	272.0	22:17.400	16	1:42.072	27.061	37.251	37.760	270.7	27:24.377	17	1:42.289		37.754		29:06.666	
2	1:45.460	29.920	37.707	37.833	274.8	3:35.922	14	1:42.642	27.102	37.619	37.921	273.4	24:00.042	15	1:42.263	27.261	37.281	37.721	268.0	25:42.305							
3	1:42.472	26.965	37.893	37.614	276.2	5:18.394	15	1:42.263	27.261	37.281	37.721	268.0	25:42.305														
4	1:41.925	26.960	37.277	37.688	272.7	7:00.319	16	1:42.072	27.061	37.251	37.760	270.7	27:24.377														
5	1:41.892	26.942	37.531	37.419	268.7	8:42.211	17	1:42.289			37.754		29:06.666														
6	1:41.712	26.920	37.196	37.596	273.4	10:23.923																					
7	1:42.122	27.007	37.394	37.721	266.7	12:06.045																					
8	1:42.847	28.030	37.252	37.565	274.8	13:48.892																					
9	1:41.956	27.192	37.269	37.495	269.3	15:30.848																					
10	1:41.784	26.924	37.134	37.726	274.1	17:12.632																					
11	1:41.654	26.933	37.097	37.624	276.9	18:54.286																					
12	1:41.939	27.059	37.155	37.725	271.4	20:36.225																					
13	1:41.837	26.902	37.362	37.573	275.5	22:18.062																					
14	1:42.164	26.866	37.491	37.807	262.1	24:00.226																					
15	1:42.480	27.175	37.451	37.854	256.5	25:42.706																					
16	1:41.909	27.016	37.330	37.563	267.3	27:24.615																					
17	1:42.315			37.893		29:06.930																					
70 Marc ALCOBA ESPI ESP																											
ETG RACING YAMAHA																											
1	1:46.605	32.498	36.779	37.328	226.4	1:46.605	13	1:42.417	27.197	37.365	37.855	272.0	22:17.400	16	1:42.072	27.061	37.251	37.760	270.7	27:24.377	17	1:42.289		37.754		29:06.666	
2	1:40.248	26.643	36.489	37.116	273.4	3:26.853	14	1:42.642	27.102	37.619	37.921	273.4	24:00.042	15	1:42.263	27.261	37.281	37.721	268.0	25:42.305							
3	1:40.236	26.424	36.589	37.223	266.7	5:07.089	15	1:42.263	27.261	37.281	37.721	268.0	25:42.305														
4	1:40.245	26.408	36.724	37.113	277.6	6:47.334	16	1:42.072	27.061	37.251	37.760	270.7	27:24.377														
5	1:40.370	26.582	36.487	37.301	276.9	8:27.704	17	1:42.289			37.754		29:06.666														
6	1:40.508	26.591	36.620	37.297	268.7	10:08.212																					
7	1:40.268	26.621	36.462	37.185	264.1	11:48.480																					
8	1:40.495	26.517	36.673	37.305	275.5	13:28.975																					
9	1:40.999	26.876	36.802	37.321	274.8	15:09.974																					
10	1:40.939	26.650	36.660	37.629	275.5	16:50.913																					
11	1:41.342	26.770	37.022	37.550	276.2	18:32.255																					
12	1:41.558	26.899	36.938	37.721	271.4	20:13.813																					
13	1:41.498	26.901	36.981	37.616	272.0	21:55.311																					
14	1:41.299	26.759	37.025	37.515	274.1	23:36.610																					
15	1:41.297	26.706	36.912	37.679	274.8	25:17.907																					
16	1:41.067	26.744	36.917	37.406	275.5	26:58.974																					
17	1:41.439			37.950	276.2	28:40.413																					
72 Chris LEESCH LUX																											
SUZUKI JEG RACING SUZUKI																											
1	1:50.886	34.720	38.081	38.085	214.7	1:50.886	13	1:42.417	27.197	37.365	37.855	272.0	22:17.400	16	1:42.072	27.061	37.251	37.760	270.7	27:24.377	17	1:42.289		37.754		29:06.666	
2	1:42.304	27.274	37.127	37.903	260.9	3:33.190	14	1:42.642	27.102	37.619	37.921	273.4	24:00.042	15	1:42.263	27.261	37.281	37.721	268.0	25:42.305							
3	1:41.830	27.138	37.135	37.557	265.4	5:15.020	15	1:42.263	27.261	37.281	37.721	268.0	25:42.305														
4	1:41.968	27.090	37.063	37.815	268.0	6:56.988	16	1:42.072	27.061	37.251	37.760	270.7	27:24.377														
5	1:42.224	27.168	37.226	37.830	265.4	8:39.212	17	1:42.289			37.754		29:06.666														
6	1:42.084	27.151	37.224	37.709	268.0	10:21.296																					
7	1:42.335	27.109	37.264	37.962	268.0	12:03.631																					
8	1:42.084	27.032	37.279	37.773	270.7	13:45.715																					
9	1:42.196	27.109	37.246	37.841	268.7	15:27.911																					
10	1:42.340	27.099	37.373	37.868	268.7	17:10.251																					
11	1:42.285	27.109	37.255	37.921	270.0	18:52.536																					
12	1:42.447	26.978	37.396	38.073	273.4	20:34.983																					
75 Ivo LOPES POR																											
EASY RACE TEAM BMW MOTORRAD																											
1	1:48.434	33.505	37.437	37.492	229.3	1:48.434	13	1:42.417	27.197	37.365	37.855	272.0	22:17.400	16	1:42.072	27.061	37.251	37.760	270.7	27:24.377	17	1:42.289		37.754		29:06.666	
2	1:40.582	26.733	36.600	37.249	268.7	3:29.016	14	1:42.642	27.102	37.619	37.921	273.4	24:00.042	15	1:42.263	27.261	37.281	37.721	268.0	25:42.305							
3	1:40.690	26.544	36.902	37.244	270.7	5:09.706	15	1:42.263	27.261	37.281	37.721	268.0	25:42.305														
4	1:40.381	26.662	36.686	37.033	268.7	6:50.087	16	1:42.072	27.061	37.251	37.760	270.7	27:24.377														
5	1:41.106	26.723	36.913	37.470	266.7	8:31.193	17	1:42.289			37.754		29:06.666														
6	1:41.236	26.822	36.962	37.452	270.7	10:12.429																					
7	1:40.926	26.814	36.703	37.409	269.3	11:53.355																					
8	1:41.202	26.901	36.791	37.510	266.7	13:34.557																					
9	1:41.558	26.882	37.057	37.619	269.3	15:16.115																					
10	1:41.527	27.051	37.033	37.443	267.3	16:57.642																					
11	1:41.238	26.956	36.793	37.489	266.0	18:38.880																					
12	1:41.547	26.964	37.013	37.570	267.3	20:20.427																					
13	1:41.408	26.910	36.934	37.564	266.0	22:01.835																					
14	1:41.493	26.973	36.897	37.623	270.0	23:43.328																					
15	1:41.642	27.001	36.991	37.650	268.0	25:24.970																					
16	1:42.079	26.936	36.899	38.244	270.7	27:07.049																					
17	1:42.495			37.990		28:49.544																					
80 Alejandro ZUZAYA BURGUI ESP																											
BIMTRAZER QATAR YAMAHA																											
1	1:53																										



SBK CAMPEONATO DE ESPAÑA DE SUPERBIKE Carrera 2

Sector Analysis

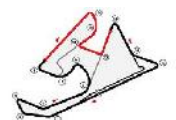
Lap	Time	Sector 1	Sector 2	Sector 3	T.Spd	Elapsed	Lap	Time	Sector 1	Sector 2	Sector 3	T.Spd	Elapsed
11	1:41.593	26.871	36.930	37.792	277.6	18:44.494							
12	1:41.504	26.789	36.967	37.748	278.4	20:25.998							
13	1:41.679	26.767	37.159	37.753	276.2	22:07.677							
14	1:41.361	26.725	37.068	37.568	279.1	23:49.038							
15	1:41.476	26.803	37.062	37.611	279.8	25:30.514							
16	1:41.163	26.691	36.978	37.494	279.8	27:11.677							
17	1:42.313			38.545		28:53.990							

94	Naomichi URAMOTO	JPN
	SUZUKI JEG RACING	SUZUKI

1	1:47.243	33.003	36.854	37.386	220.4	1:47.243
2	1:40.784	26.860	36.608	37.316	264.1	3:28.027
3	1:40.684	26.707	36.615	37.362	265.4	5:08.711
4	1:40.894	26.730	36.759	37.405	266.0	6:49.605
5	1:41.331	26.837	37.057	37.437	264.7	8:30.936
6	1:41.555	26.934	36.938	37.683	261.5	10:12.491
7	1:41.447	27.307	36.744	37.396	250.0	11:53.938
8	1:41.181	26.934	36.829	37.418	262.1	13:35.119
9	1:41.364	26.923	36.892	37.549	262.8	15:16.483
10	1:41.592	27.085	36.971	37.536	260.9	16:58.075
11	1:41.280	26.879	36.995	37.406	266.0	18:39.355
12	1:41.542	26.934	37.040	37.568	265.4	20:20.897
13	1:41.399	26.932	36.953	37.514	262.1	22:02.296
14	1:41.323	26.983	36.911	37.429	264.1	23:43.619
15	1:41.636	26.983	37.013	37.640	264.7	25:25.255
16	1:41.756	26.947	36.918	37.891	262.1	27:07.011
17	1:41.608			37.815		28:48.619

96	Enrique Marcos FELIPE FERRER	ESP
	YAMAHA STRATOS	YAMAHA

1	1:58.813	37.744	40.380	40.689	185.9	1:58.813
2	1:50.588	30.324	40.059	40.205	214.7	3:49.401
3	1:49.894	30.067	39.492	40.335	213.9	5:39.295
4	1:50.061	30.288	39.843	39.930	208.9	7:29.356
5	1:49.936	29.940	39.876	40.120	217.3	9:19.292
6	1:50.506	30.495	39.901	40.110	216.4	11:09.798
7	1:50.792	30.110	40.108	40.574	213.4	13:00.590
8	1:52.133	30.523	40.723	40.887	205.3	14:52.723
9	1:51.463	30.347	40.492	40.624	213.0	16:44.186
10	2:01.936	36.063	45.566	40.307	212.2	18:46.122
11	1:51.277	30.382	40.055	40.840	209.3	20:37.399
12	1:50.828	29.929	40.253	40.646	218.6	22:28.227
13	1:51.773	30.228	40.923	40.622	216.0	24:20.000
14	1:50.556	30.038	40.312	40.206	218.2	26:10.556
15	1:51.393	29.885	41.118	40.390	217.3	28:01.949
16	1:51.746			40.802		29:53.695


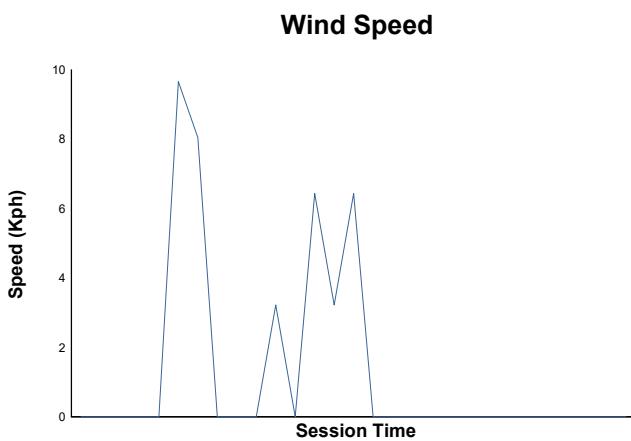
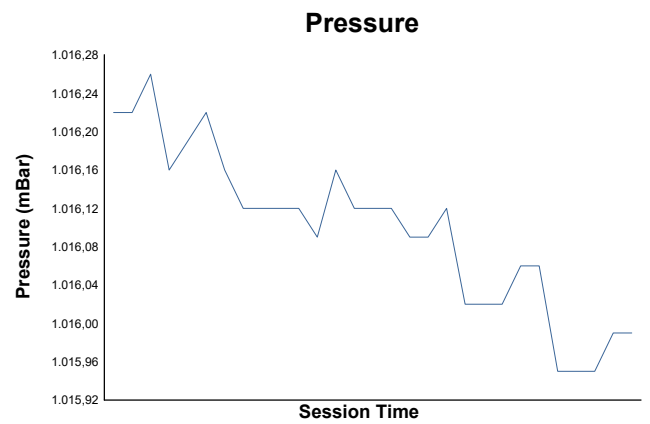
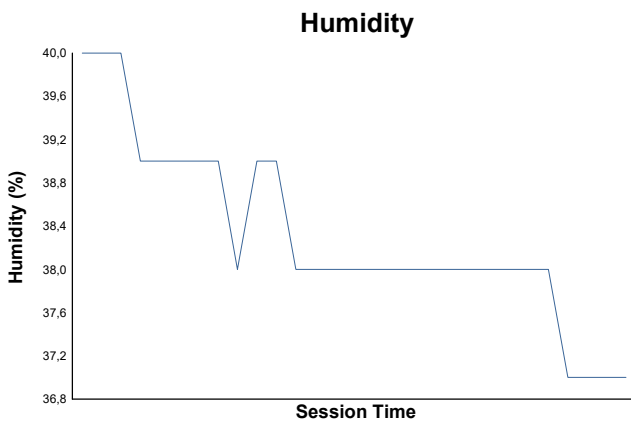
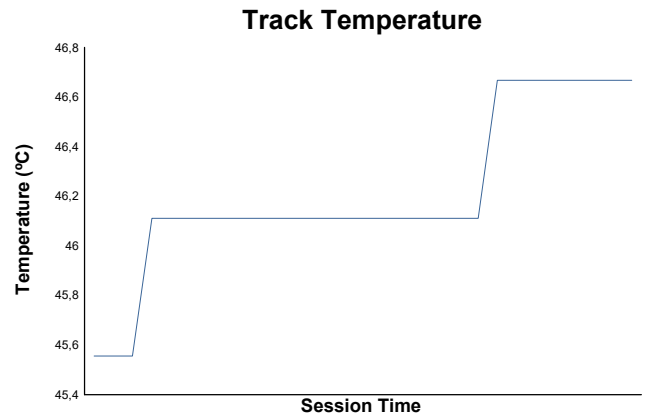
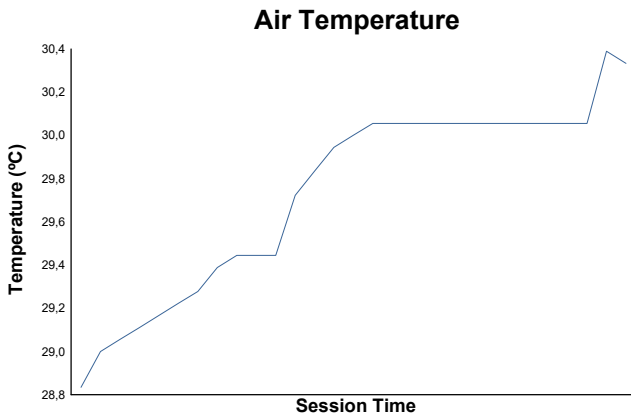




CAMPEONATO DE ESPAÑA DE SUPERBIKE

SBK
Carrera 2

Weather Report



Track Status: **DRY**

