



SBK

CAMPEONATO DE ESPAÑA DE SUPERBII

Carrera 1 (17 Laps, 66,9 km.)

Classification

No	Rider	Nat	Team	Bike	Tires	Cl.	Laps	Total Time	Gap	Kph	Best Lap		
											Lap	Time	Kph
1	40 Roman RAMOS ALVARO	ESP	KAWASAKI PALMETO PL RACING	KAWASAKI	MICHELIN	SBK	17	28:32.997	-	140.5	2	1:40.170	141.3
2	31 Carmelo MORALES GOMEZ	ESP	CARDOSO RACING	YAMAHA	MICHELIN	SBK	17	28:34.628	+1.631	140.4	7	1:40.117	141.4
3	5 Miquel PONS PAYERAS	ESP	TEAM HONDA LAGLISSE	HONDA	DUNLOP	SBK	17	28:34.740	+1.743	140.4	2	1:40.083	141.5
4	34 Xavier PINSACH CABAÑAS	ESP	XCTECH	KAWASAKI	PIRELLI	SBK	17	28:35.896	+2.899	140.3	6	1:39.928	141.7
5	70 Marc ALCOBA ESPI	ESP	ETG RACING	YAMAHA	DUNLOP	SBK	17	28:40.877	+7.880	139.9	3	1:39.953	141.7
6	94 Naomichi URAMOTO	JPN	SUZUKI JEG RACING	SUZUKI	MICHELIN	SBK	17	28:48.134	+15.137	139.3	5	1:40.907	140.3
7	11 Jeremy GUARNONI GOMA	FRA	TACK KAWASAKI	KAWASAKI	MICHELIN	SBK	17	28:49.618	+16.621	139.2	9	1:41.030	140.1
8	20 Florian MARINO	FRA	BMW EASYRACE TEAM	BMW MOTORRAD	DUNLOP	SBK	17	28:49.665	+16.668	139.2	5	1:40.692	140.6
9	75 Ivo LOPES	POR	EASY RACE TEAM	BMW MOTORRAD	DUNLOP	Open100	17	28:52.454	+19.457	138.9	4	1:40.751	140.5
10	85 Pedro Nuno ROMERO BARBOSA	POR	YAMAHA STRATOS	YAMAHA	MICHELIN	SBK	17	28:58.433	+25.436	138.5	7	1:41.170	140.0
11	2 Roberto TAMBURINI	ITA	TEAM SPEED RACING	KAWASAKI	MICHELIN	SBK	17	28:58.616	+25.619	138.4	3	1:41.404	139.6
12	72 Chris LEESCH	LUX	SUZUKI JEG RACING	SUZUKI	MICHELIN	Open100	17	29:13.837	+40.840	137.2	6	1:41.729	139.2
13	64 Asrin Rodi PAK	TUR	YAMAHA STRATOS	YAMAHA	MICHELIN	SBK	17	29:21.313	+48.316	136.7	4	1:41.935	138.9
14	19 Paul DUFOUR	FRA	SUZUKI JEG RACING	SUZUKI	MICHELIN	Open100	17	29:36.484	+1:03.487	135.5	17	1:43.499	136.8
15	51 Kevin SIEDER	AUS	SUZUKI JEG RACING	SUZUKI	MICHELIN	Open100	17	29:37.078	+1:04.081	135.4	2	1:42.985	137.5
16	8 Joan ZAMORANO ARANDA	ESP	ETG RACING	YAMAHA	DUNLOP	Open100	17	29:41.023	+1:08.026	135.1	12	1:43.593	136.7
17	80 Alejandro ZUZAYA BURGUI	ESP	BIMTRAZER QATAR	YAMAHA	DUNLOP	Open100	17	29:59.392	+1:26.395	133.8	3	1:44.763	135.2
18	22 David GONZALEZ PLAZA	ESP	CASTRO MAROTO RACING	YAMAHA	PIRELLI	Open100	17	30:07.784	+1:34.787	133.1	12	1:44.909	135.0
19	26 Jan Hedegaard JENSEN	DEN	MDS RACING	KAWASAKI	PIRELLI	Open100	16	29:15.169	1 Lap	129.1	3	1:48.130	130.9
20	62 Nicholas Peter EDGELEY	GBR	TEAM EDGE RST RACING	BMW MOTORRAD	PIRELLI	Open100	16	29:17.820	1 Lap	128.9	11	1:47.188	132.1
21	4 Javier ARTIME GONZALEZ	ESP	TEAM HONDA LAGLISSE	HONDA	DUNLOP	Open100	16	29:32.204	1 Lap	127.8	2	1:48.243	130.8
22	96 Enrique Marcos FELIPE FERRER	ESP	YAMAHA STRATOS	YAMAHA	MICHELIN	Open100	16	30:00.939	1 Lap	125.8	2	1:49.381	129.4
23	21 Francisco J. ALONSO HERNANDEZ	ESP	CLUB ALOMOSPORT	KAWASAKI	PIRELLI	SBK	14	29:23.586	3 Laps	112.4	3	1:44.696	135.2
24	7 Genis GELADA RODRIGUEZ	ESP	TEAM SPEED RACING	KAWASAKI	MICHELIN	SBK	13	29:32.607	4 Laps	103.8	6	1:44.175	135.9
Not classified													
73	Andoitz BONILLA PORRAS	ESP	MDR SPAIN CIRCUITS	YAMAHA	MICHELIN	Open100	6	10:22.169			6	1:41.742	139.2
47	Angel RODRIGUEZ CAMPILLO	ESP	GASSS RACING TEAM	YAMAHA	PIRELLI	SBK	5	8:29.476			3	1:40.276	141.2
57	Christian PALOMARES VILAR	ESP	SP57 AIT RACING TEAM	YAMAHA	MICHELIN	SBK	3	5:12.500			2	1:41.678	139.3
Not Started													
65	Ole Bjorn PLASSEN	NOR	PLASSEN ROADRACING TEAM DUCATI										

Pole Position:	Xavier PINSACH CABAÑAS	1:38.960	143.1 Kph
Fastest Lap:	Lap6 Xavier PINSACH CABAÑAS	1:39.928	141.7 Kph

Published at:

Track Status: **DRY**

Director de Carrera:	Jefe de Cronometraje:
-----------------------------	------------------------------





SBK CAMPEONATO DE ESPAÑA DE SUPERBIKE

Carrera 1


Classification by Class

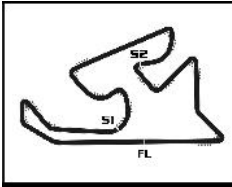
No	Rider	Nat	Team	Bike	Laps	Total Time	Gap	Kph	Best Lap			
									Lap	Time	Kph	
Open1000												
1	75 Ivo LOPES	POR	EASY RACE TEAM	BMW MOTORRAD	17	28:52.454		138.9	4	1:40.751	140.5	
2	72 Chris LEESCH	LUX	SUZUKI JEG RACING	SUZUKI	17	29:13.837	+21.383	137.2	6	1:41.729	139.2	
3	19 Paul DUFOUR	FRA	SUZUKI JEG RACING	SUZUKI	17	29:36.484	+44.030	135.5	17	1:43.499	136.8	
4	51 Kevin SIEDER	AUS	SUZUKI JEG RACING	SUZUKI	17	29:37.078	+44.624	135.4	2	1:42.985	137.5	
5	8 Joan ZAMORANO ARANDA	ESP	ETG RACING	YAMAHA	17	29:41.023	+48.569	135.1	12	1:43.593	136.7	
6	80 Alejandro ZUZAYA BURGUI	ESP	BIMTRAZER QATAR	YAMAHA	17	29:59.392	+1'06.938	133.8	3	1:44.763	135.2	
7	22 David GONZALEZ PLAZA	ESP	CASTRO MAROTO RACING	YAMAHA	17	30:07.784	+1'15.330	133.1	12	1:44.909	135.0	
8	26 Jan Hedegaard JENSEN	DEN	MDS RACING	KAWASAKI	16	29:15.169	1 Lap	129.1	3	1:48.130	130.9	
9	62 Nicholas Peter EDGELEY	GBR	TEAM EDGE RST RACING	BMW MOTORRAD	16	29:17.820	1 Lap	128.9	11	1:47.188	132.1	
10	4 Javier ARTIME GONZALEZ	ESP	TEAM HONDA LAGLISSE	HONDA	16	29:32.204	1 Lap	127.8	2	1:48.243	130.8	
11	96 Enrique Marcos FELIPE FERRER	ESP	YAMAHA STRATOS	YAMAHA	16	30:00.939	1 Lap	125.8	2	1:49.381	129.4	
Not classified												
73	Andoitz BONILLA PORRAS	ESP	MDR SPAIN CIRCUITS	YAMAHA	6	10:22.169	11 Laps		6	1:41.742	139.2	
SBK												
1	40 Roman RAMOS ALVARO	ESP	KAWASAKI PALMETO PL RACING	KAWASAKI	17	28:32.997		140.5	2	1:40.170	141.3	
2	31 Carmelo MORALES GOMEZ	ESP	CARDOSO RACING	YAMAHA	17	28:34.628	+1.631	140.4	7	1:40.117	141.4	
3	5 Miquel PONS PAYERAS	ESP	TEAM HONDA LAGLISSE	HONDA	17	28:34.740	+1.743	140.4	2	1:40.083	141.5	
4	34 Xavier PINSACH CABAÑAS	ESP	XCTECH	KAWASAKI	17	28:35.896	+2.899	140.3	6	1:39.928	141.7	
5	70 Marc ALCOBA ESPI	ESP	ETG RACING	YAMAHA	17	28:40.877	+7.880	139.9	3	1:39.953	141.7	
6	94 Naomichi URAMOTO	JPN	SUZUKI JEG RACING	SUZUKI	17	28:48.134	+15.137	139.3	5	1:40.907	140.3	
7	11 Jeremy GUARNONI GOMA	FRA	TACK KAWASAKI	KAWASAKI	17	28:49.618	+16.621	139.2	9	1:41.030	140.1	
8	20 Florian MARINO	FRA	BMW EASYRACE TEAM	BMW MOTORRAD	17	28:49.665	+16.668	139.2	5	1:40.692	140.6	
9	85 Pedro Nuno ROMERO BARBOSA	POR	YAMAHA STRATOS	YAMAHA	17	28:58.433	+25.436	138.5	7	1:41.170	140.0	
10	2 Roberto TAMBURINI	ITA	TEAM SPEED RACING	KAWASAKI	17	28:58.616	+25.619	138.4	3	1:41.404	139.6	
11	64 Asrin Rodi PAK	TUR	YAMAHA STRATOS	YAMAHA	17	29:21.313	+48.316	136.7	4	1:41.935	138.9	
12	21 Francisco J. ALONSO HERNANDEZ	ESP	CLUB ALOMOSPORT	KAWASAKI	14	29:23.586	3 Laps	112.4	3	1:44.696	135.2	
13	7 Genis GELADA RODRIGUEZ	ESP	TEAM SPEED RACING	KAWASAKI	13	29:32.607	4 Laps	103.8	6	1:44.175	135.9	
Not classified												
47	Angel RODRIGUEZ CAMPILLO	ESP	GASSS RACING TEAM	YAMAHA	5	8:29.476	12 Laps		3	1:40.276	141.2	
57	Christian PALOMARES VILAR	ESP	SP57 AIT RACING TEAM	YAMAHA	3	5:12.500	14 Laps		2	1:41.678	139.3	
Not Started												
65	Ole Bjorn PLASSEN	NOR	PLASSEN ROADRACING TEAM DUCATI						17 Laps			

Published at:

Track Status: **DRY**

Director de Carrera:	Jefe de Cronometraje:
----------------------	-----------------------



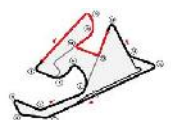


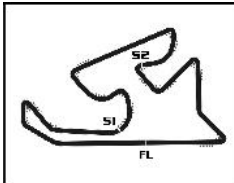
CIRCUITO DE NAVARRA 3.933 m.

SBK
CAMPEONATO DE ESPAÑA DE SUPERBIKE
Carrera 1

Lap Chart

No	Pos	Grid	Lap																
			1	2	3	4	5	6	7	8	9	10	11	12	13	14	15	16	17
34	1	34	40	40	40	40	40	40	40	40	40	40	40	40	40	40	40	40	40
31	2	31	5	5	5	5	5	5	5	5	5	5	5	31	5	31	31	31	31
47	3	47	31	31	70	70	70	70	70	34	34	31	31	5	31	5	5	5	5
40	4	40	70	70	31	34	34	34	34	31	31	34	34	34	34	34	34	34	34
70	5	70	47	34	34	31	31	31	31	70	70	70	70	70	70	70	70	70	70
5	6	5	34	47	47	47	47	11	11	11	11	11	11	11	11	11	94	94	94
11	7	11	11	11	11	11	11	94	94	94	94	94	94	94	94	94	11	11	11
20	8	20	57	20	94	94	94	94	75	75	75	75	75	75	75	20	20	20	20
94	9	94	20	57	75	75	75	20	20	20	20	20	20	20	20	75	75	75	75
57	10	57	94	94	57	85	85	85	85	85	85	85	85	85	85	85	85	85	85
75	11	75	75	75	85	20	20	2	2	2	2	2	2	2	2	2	2	2	2
2	12	2	85	85	2	2	2	73	72	72	72	72	72	72	72	72	72	72	72
85	13	85	2	2	20	73	73	72	64	64	64	64	64	64	64	64	64	64	64
65	14	65	72	72	73	72	72	64	19	19	19	19	19	19	19	19	19	51	19
73	15	73	19	73	72	64	64	19	51	51	51	51	51	51	51	51	51	19	51
64	16	64	73	19	64	19	19	51	8	8	8	8	8	8	8	8	8	8	8
51	17	51	64	64	19	51	51	8	80	80	80	80	80	80	80	80	80	80	80
19	18	19	51	51	51	8	8	80	21	22	22	22	22	22	22	22	22	22	22
72	19	72	8	8	8	80	80	21	22	62	62	62	62	62	62	62	26	26	26
8	20	8	21	21	21	21	21	22	62	4	4	4	4	26	26	26	62	62	62
7	21	7	80	80	80	22	22	62	4	26	26	26	26	4	4	4	4	4	4
22	22	22	22	22	22	26	62	4	26	96	96	96	96	96	96	96	96	96	96
21	23	21	26	26	26	62	4	26	96	21	21	21	21	21	21	21	21	21	21
80	24	80	4	4	62	4	26	96	7	7	7	7	7	7	7	7	7	7	7
26	25	26	62	62	4	96	96	7											
62	26	62	96	96	96	7	7												
96	27	96	7	7	7														
4	28	4																	






SBK CAMPEONATO DE ESPAÑA DE SUPERBIKE Carrera 1

Best Sector Times

Sector 1			Sector 2			Sector 3			Ideal Lap	Best Lap
Pos	No Rider	Time	No Rider	Time	No Rider	Time	Pos	No Rider		
1	34 X.PINSACH CABAÑAS	26.221	31 C.MORALES GOMEZ	36.348	5 M.PONS PAYERAS	36.934	1	34 X.PINSACH CABAÑAS	1:39.657	1:39.928 (1)
2	70 M.ALCOBA ESPI	26.222	47 A.RODRIGUEZ CAMPILLO	36.386	47 A.RODRIGUEZ CAMPILLO	37.029	2	31 C.MORALES GOMEZ	1:39.759	1:40.117 (4)
3	31 C.MORALES GOMEZ	26.312	34 X.PINSACH CABAÑAS	36.399	34 X.PINSACH CABAÑAS	37.037	3	70 M.ALCOBA ESPI	1:39.812	1:39.953 (2)
4	40 R.RAMOS ALVARO	26.350	70 M.ALCOBA ESPI	36.499	70 M.ALCOBA ESPI	37.091	4	5 M.PONS PAYERAS	1:39.908	1:40.083 (3)
5	5 M.PONS PAYERAS	26.453	40 R.RAMOS ALVARO	36.501	40 R.RAMOS ALVARO	37.093	5	40 R.RAMOS ALVARO	1:39.944	1:40.170 (5)
6	11 J.GUARNONI GOMA	26.581	5 M.PONS PAYERAS	36.521	31 C.MORALES GOMEZ	37.099	6	47 A.RODRIGUEZ CAMPILLO	1:40.040	1:40.276 (6)
7	47 A.RODRIGUEZ CAMPILLO	26.625	75 I.LOPES	36.585	20 F.MARINO	37.196	7	75 I.LOPES	1:40.508	1:40.751 (8)
8	57 C.PALOMARES VILAR	26.630	94 N.URAMOTO	36.627	75 I.LOPES	37.215	8	20 F.MARINO	1:40.534	1:40.692 (7)
9	20 F.MARINO	26.661	20 F.MARINO	36.677	94 N.URAMOTO	37.294	9	11 J.GUARNONI GOMA	1:40.622	1:41.030 (10)
10	94 N.URAMOTO	26.703	11 J.GUARNONI GOMA	36.741	11 J.GUARNONI GOMA	37.300	10	94 N.URAMOTO	1:40.624	1:40.907 (9)
11	75 I.LOPES	26.708	85 P.ROMERO BARBOSA	36.877	85 P.ROMERO BARBOSA	37.443	11	85 P.ROMERO BARBOSA	1:41.111	1:41.170 (11)
12	73 A.BONILLA PORRAS	26.770	57 C.PALOMARES VILAR	36.938	2 R.TAMBURINI	37.591	12	57 C.PALOMARES VILAR	1:41.200	1:41.678 (13)
13	2 R.TAMBURINI	26.775	2 R.TAMBURINI	36.943	57 C.PALOMARES VILAR	37.632	13	2 R.TAMBURINI	1:41.309	1:41.404 (12)
14	85 P.ROMERO BARBOSA	26.791	73 A.BONILLA PORRAS	37.004	72 C.LEESCH	37.655	14	72 C.LEESCH	1:41.623	1:41.729 (14)
15	72 C.LEESCH	26.878	72 C.LEESCH	37.090	64 A.PAK	37.795	15	73 A.BONILLA PORRAS	1:41.668	1:41.742 (15)
16	64 A.PAK	26.992	64 A.PAK	37.148	73 A.BONILLA PORRAS	37.894	16	64 A.PAK	1:41.935	1:41.935 (16)
17	51 K.SIEDER	27.103	8 J.ZAMORANO ARANDA	37.694	51 K.SIEDER	38.070	17	51 K.SIEDER	1:42.966	1:42.985 (17)
18	8 J.ZAMORANO ARANDA	27.155	51 K.SIEDER	37.793	19 P.DUFOUR	38.108	18	8 J.ZAMORANO ARANDA	1:43.084	1:43.593 (19)
19	19 P.DUFOUR	27.353	19 P.DUFOUR	37.834	8 J.ZAMORANO ARANDA	38.235	19	19 P.DUFOUR	1:43.295	1:43.499 (18)
20	80 A.ZUZAYA BURGUI	27.495	22 D.GONZALEZ PLAZA	38.050	7 G.GELADA RODRIGUEZ	38.429	20	7 G.GELADA RODRIGUEZ	1:44.175	1:44.175 (20)
21	7 G.GELADA RODRIGUEZ	27.564	21 F.ALONSO HERNANDEZ	38.156	22 D.GONZALEZ PLAZA	38.494	21	80 A.ZUZAYA BURGUI	1:44.381	1:44.763 (22)
22	21 F.ALONSO HERNANDEZ	27.567	7 G.GELADA RODRIGUEZ	38.182	80 A.ZUZAYA BURGUI	38.660	22	21 F.ALONSO HERNANDEZ	1:44.393	1:44.696 (21)
23	22 D.GONZALEZ PLAZA	27.975	80 A.ZUZAYA BURGUI	38.226	21 F.ALONSO HERNANDEZ	38.670	23	22 D.GONZALEZ PLAZA	1:44.519	1:44.909 (23)
24	62 N.EDGELEY	28.332	62 N.EDGELEY	39.108	62 N.EDGELEY	39.339	24	62 N.EDGELEY	1:46.779	1:47.188 (24)
25	4 J.ARTIME GONZALEZ	28.662	26 J.JENSEN	39.291	26 J.JENSEN	39.443	25	26 J.JENSEN	1:47.709	1:48.130 (25)
26	26 J.JENSEN	28.975	4 J.ARTIME GONZALEZ	39.454	96 E.FELIPE FERRER	39.841	26	4 J.ARTIME GONZALEZ	1:48.006	1:48.243 (26)
27	96 E.FELIPE FERRER	29.791	96 E.FELIPE FERRER	39.634	4 J.ARTIME GONZALEZ	39.890	27	96 E.FELIPE FERRER	1:49.266	1:49.381 (27)





SBK CAMPEONATO DE ESPAÑA DE SUPERBIKE

Carrera 1

Best Top Speed

No Rider	Team	Class	Top 1		Top 2		Top 3		Top 4		Top 5		Avg
			Kph	Lap	Kph	Lap	Kph	Lap	Kph	Lap	Kph	Lap	
70 Marc ALCOBA ESPI	ETG RACING	SBK	282.7	8	282.0	9	281.2	3	280.5	5	280.5	7	281,4
85 Pedro Nuno ROMERO BARIYAMAHA STRATOS		SBK	282.0	2	282.0	4	281.2	3	280.5	13	279.1	7	281,0
34 Xavier PINSACH CABAÑASXCTECH		SBK	281.2	7	281.2	4	280.5	12	279.1	17	279.1	13	280,2
31 Carmelo MORALES GOMEZCARDOSO RACING		SBK	280.5	12	279.1	5	275.5	17	275.5	8	275.5	11	277,2
20 Florian MARINO	BMW EASYRACE TEAM	SBK	279.1	11	278.4	9	278.4	14	278.4	4	278.4	5	278,5
11 Jeremy GUARNONI GOMA TACK KAWASAKI		SBK	277.6	2	276.9	3	276.2	14	275.5	15	274.8	12	276,2
72 Chris LEESCH	SUZUKI JEG RACING	Open1000	277.6	3	273.4	7	272.7	14	272.7	6	272.7	5	273,8
57 Christian PALOMARES VILAS/SP57 AIT RACING TEAM		SBK	276.9	2	245.5	3	225.0	1					249,1
40 Roman RAMOS ALVARO	KAWASAKI PALMETO PL RACING	SBK	275.5	17	274.8	4	274.1	16	274.1	3	274.1	15	274,5
64 Asrin Rodi PAK	YAMAHA STRATOS	SBK	275.5	4	275.5	5	272.7	6	269.3	12	269.3	14	272,5
2 Roberto TAMBURINI	TEAM SPEED RACING	SBK	274.8	9	274.1	14	273.4	12	272.7	16	271.4	3	273,3
19 Paul DUFOUR	SUZUKI JEG RACING	Open1000	274.8	5	272.7	12	272.7	2	272.0	6	270.7	3	272,6
47 Angel RODRIGUEZ CAMPILGASSS RACING TEAM		SBK	273.4	2	271.4	4	266.7	3	266.7	5	220.9	1	259,8
51 Kevin SIEDER	SUZUKI JEG RACING	Open1000	273.4	2	272.7	17	272.7	4	271.4	3	271.4	5	272,3
73 Andoitz BONILLA PORRAS MDR SPAIN CIRCUITS		Open1000	272.0	5	271.4	3	270.7	2	270.7	4	270.7	6	271,1
5 Miquel PONS PAYERAS	TEAM HONDA LAGLISSE	SBK	271.4	11	270.0	2	269.3	12	268.0	10	266.7	15	269,1
8 Joan ZAMORANO ARANDAETG RACING		Open1000	270.7	3	270.7	10	269.3	4	269.3	5	269.3	12	269,9
75 Ivo LOPES	EASY RACE TEAM	Open1000	269.3	12	268.0	8	268.0	16	267.3	4	266.7	10	267,9
7 Genis GELADA RODRIGUETEAM SPEED RACING		SBK	268.7	12	268.0	6	267.3	9	266.7	5	266.0	8	267,3
94 Naomichi URAMOTO	SUZUKI JEG RACING	SBK	268.0	9	267.3	12	267.3	10	266.7	11	266.7	14	267,2
80 Alejandro ZUZAYA BURGUIBIMTRAZER QATAR		Open1000	265.4	4	264.7	9	264.7	2	264.7	10	264.1	8	264,7
21 Francisco J. ALONSO HERICLUB ALOMOSPORT		SBK	264.7	3	262.1	2	260.2	10	260.2	4	258.4	5	261,1
22 David GONZALEZ PLAZA	CASTRO MAROTO RACING	Open1000	259.6	2	251.2	14	251.2	12	250.0	13	249.4	15	252,3
4 Javier ARTIME GONZALEZ TEAM HONDA LAGLISSE		Open1000	252.3	3	251.2	2	247.1	5	246.0	13	244.9	10	248,3
26 Jan Hedegaard JENSEN	MDS RACING	Open1000	251.7	2	251.2	3	250.0	5	249.4	4	248.3	9	250,1
62 Nicholas Peter EDGELEY	TEAM EDGE RST RACING	Open1000	248.8	2	247.1	12	246.0	5	245.5	7	244.9	13	246,5
96 Enrique Marcos FELIPE FEYAMAHA STRATOS		Open1000	219.5	3	216.9	6	216.4	12	213.9	2	213.4	14	216,0
65 Ole Bjorn PLASSEN	PLASSEN ROADRACING TEAM DUCATI	SBK											






SBK


CAMPEONATO DE ESPAÑA DE SUPERBIKE

Carrera 1

Fastest Lap Sequence

Elapsed	No Rider	Team	Bike	Class	Time	Kph	Lap
3:25.825	40 Roman RAMOS ALVARO	KAWASAKI PALMETO PL RACING	KAWASAKI	SBK	1:40.170	141.3	2
3:25.983	5 Miquel PONS PAYERAS	TEAM HONDA LAGLISSE	HONDA	SBK	1:40.083	141.5	2
5:06.848	70 Marc ALCOBA ESPI	ETG RACING	YAMAHA	SBK	1:39.953	141.7	3
10:08.016	34 Xavier PINSACH CABAÑAS	XCTECH	KAWASAKI	SBK	1:39.928	141.7	6





SBK CAMPEONATO DE ESPAÑA DE SUPERBIKE Carrera 1

Analysis by lap

Lapped

No	Lap Time	Gap	No	Lap Time	Gap	No	Lap Time	Gap	No	Lap Time	Gap	No	Lap Time	Gap
Lap 1			96	1:49.381	22.908	4	1:48.288	36.270	7	7:33.342	3 Laps	34	1:40.481	0.973
40	1:45.655	0.000	7	1:50.624	27.920	96	1:50.296	43.090				31	1:40.394	1.095
5	1:45.900	0.245	Lap 3			Lap 5			Lap 7			70	1:41.709	2.620
31	1:46.430	0.775	40	1:40.612		40	1:40.236		40	1:40.363		11	1:41.030	8.836
70	1:46.590	0.935	5	1:40.545	0.091	5	1:40.174	0.064	5	1:40.316	0.090	94	1:41.116	9.337
47	1:47.034	1.379	70	1:39.953	0.411	70	1:40.073	0.422	70	1:40.284	0.347	75	1:41.240	9.820
34	1:47.096	1.441	31	1:40.492	0.749	34	1:40.333	1.179	34	1:40.486	0.871	20	1:41.100	11.264
11	1:47.490	1.835	34	1:40.097	1.029	31	1:40.564	1.425	31	1:40.117	1.258	85	1:41.723	13.479
57	1:48.373	2.718	47	1:40.276	1.766	47	1:40.924	2.567	11	1:41.162	7.118	2	1:41.651	16.616
20	1:48.708	3.053	11	1:41.226	3.490	11	1:41.354	5.463	94	1:40.954	7.903	7	2:02.216	4 Laps
94	1:49.097	3.442	94	1:41.086	4.807	94	1:40.907	6.481	75	1:40.994	8.133	72	1:42.384	21.814
75	1:49.241	3.586	75	1:41.775	5.707	75	1:40.776	6.762	20	1:40.780	10.152	64	1:42.970	25.541
85	1:49.771	4.116	57	1:42.449	6.063	85	1:41.331	8.699	85	1:41.170	10.956	19	1:43.980	33.945
2	1:50.266	4.611	85	1:41.792	6.365	20	1:40.692	8.998	2	1:41.695	14.025	51	1:44.007	34.257
72	1:50.716	5.061	2	1:41.404	6.940	2	1:41.712	10.116	72	1:41.872	17.425	8	1:43.923	38.570
19	1:51.447	5.792	20	1:44.115	7.631	73	1:41.765	13.518	64	1:42.523	20.659	80	1:45.393	47.766
73	1:51.664	6.009	73	1:42.094	10.324	72	1:41.798	14.546	19	1:43.892	26.787	22	1:46.063	51.779
64	1:51.694	6.039	72	1:45.113	11.422	64	1:42.342	15.887	51	1:44.325	27.596	62	1:47.853	1:11.687
51	1:52.763	7.108	64	1:43.200	12.082	19	1:43.688	19.644	8	1:44.454	30.334	4	1:49.724	1:20.018
8	1:53.334	7.679	19	1:43.894	12.714	51	1:43.864	20.106	80	1:45.274	36.948	26	1:48.705	1:21.219
21	1:53.811	8.156	51	1:43.723	13.034	8	1:43.858	22.472	21	1:45.634	38.545	96	1:50.680	1:35.345
80	1:54.286	8.631	8	1:44.120	14.781	80	1:45.022	27.523	22	1:45.731	40.494			
22	1:55.472	9.817	21	1:44.696	17.606	21	1:45.264	28.671	62	1:47.428	57.368	Lap 10		
26	1:56.882	11.227	80	1:44.763	18.032	22	1:45.685	30.349	4	1:48.692	1:01.398	40	1:40.464	
4	1:57.882	12.227	22	1:44.926	19.196	62	1:47.341	43.026	26	1:49.171	1:04.233	5	1:40.517	0.353
62	1:58.488	12.833	26	1:48.130	26.888	4	1:48.509	44.543	96	1:50.944	1:14.973	31	1:40.198	0.829
96	1:59.352	13.697	62	1:47.734	27.789	26	1:51.604	46.831	7	1:56.118	3 Laps	34	1:40.522	1.031
7	2:03.121	17.466	4	1:48.530	28.218	96	1:51.297	54.151				70	1:40.375	2.531
Lap 2			Lap 4			Lap 6			Lap 8			11	1:41.159	9.531
40	1:40.170		40	1:40.236		40	1:40.359		40	1:40.474		94	1:41.029	9.902
5	1:40.083	0.158	5	1:40.271	0.126	5	1:40.432	0.137	5	1:40.515	0.131	75	1:41.697	11.053
31	1:40.264	0.869	70	1:40.410	0.585	70	1:40.363	0.426	34	1:40.446	0.843	20	1:40.794	11.594
70	1:40.305	1.070	34	1:40.289	1.082	34	1:39.928	0.748	31	1:40.268	1.052	85	1:41.854	14.869
34	1:40.273	1.544	31	1:40.584	1.097	31	1:40.438	1.504	70	1:41.389	1.262	2	1:41.718	17.870
47	1:40.893	2.102	47	1:40.349	1.879	11	1:41.215	6.319	11	1:41.513	8.157	7	1:44.175	4 Laps
11	1:41.211	2.876	11	1:41.091	4.345	94	1:41.190	7.312	94	1:41.143	8.572	72	1:42.475	23.825
20	1:41.245	4.128	94	1:41.239	5.810	75	1:41.099	7.502	75	1:41.272	8.931	64	1:43.131	28.208
57	1:41.678	4.226	75	1:40.751	6.222	20	1:41.096	9.735	20	1:40.837	10.515	19	1:44.210	37.691
94	1:41.061	4.333	85	1:41.475	7.604	85	1:41.809	10.149	85	1:41.625	12.107	51	1:44.260	38.053
75	1:41.128	4.544	20	1:41.147	8.542	2	1:42.936	12.693	2	1:41.765	15.316	8	1:43.793	41.899
85	1:41.239	5.185	2	1:41.936	8.640	73	1:41.742	14.901	72	1:42.830	19.781	80	1:45.076	52.378
2	1:41.707	6.148	73	1:41.901	11.989	72	1:41.729	15.916	64	1:42.737	22.922	22	1:45.528	56.843
72	1:42.030	6.921	72	1:41.798	12.984	64	1:42.971	18.499	19	1:44.003	30.316	62	1:47.792	1:19.015
73	1:43.003	8.842	64	1:41.935	13.781	19	1:43.973	23.258	51	1:43.479	30.601	4	1:50.039	1:29.593
19	1:43.810	9.432	19	1:43.714	16.192	51	1:43.887	23.634	8	1:45.138	34.998	26	1:49.165	1:29.920
64	1:43.625	9.494	51	1:43.680	16.478	8	1:44.130	26.243	80	1:46.250	42.724	21	5:58.948	2 Laps
51	1:42.985	9.923	8	1:44.305	18.850	80	1:44.873	32.037	22	1:46.047	46.067	Lap 11		
8	1:43.764	11.273	80	1:44.941	22.737	21	1:44.962	33.274	62	1:47.291	1:04.185	40	1:40.250	
21	1:45.536	13.522	21	1:46.273	23.643	22	1:45.136	35.126	4	1:49.721	1:10.645	5	1:40.353	0.456
80	1:45.420	13.881	22	1:45.940	24.900	62	1:47.636	50.303	26	1:49.106	1:12.865	31	1:40.120	0.699
22	1:45.235	14.882	26	1:48.811	35.463	4	1:48.885	53.069	96	1:50.517	1:25.016	34	1:40.278	1.059
26	1:48.313	19.370	62	1:48.368	35.921	26	1:48.953	55.425	Lap 9			70	1:40.417	2.698
4	1:48.243	20.300				96	1:50.600	1:04.392	40	1:40.351		11	1:41.511	10.792
62	1:48.004	20.667							5	1:40.520	0.300	94	1:41.355	11.007





CIRCUITO DE NAVARRA 3.933 m.

SBK
CAMPEONATO DE ESPAÑA DE SUPERBIKE
Carrera 1

Analysis by lap

Lapped

No	Lap Time	Gap	No	Lap Time	Gap	No	Lap Time	Gap	No	Lap Time	Gap	No	Lap Time	Gap			
75	1:41.110	11.913	21	1:47.993	3 Laps	7	1:45.479	4 Laps	8	1:45.366	1:08.026	80	1:46.465	1:26.395			
20	1:41.632	12.976	72	1:42.356	31.178	19	1:44.371	56.948	96	1:50.225	1 Lap	22	1:47.336	1:34.787			
85	1:42.079	16.698	64	1:42.748	35.617	51	1:44.083	57.137									
2	1:41.661	19.281	7	1:44.899	4 Laps	8	1:43.818	59.472									
7	1:44.854	4 Laps	96	1:50.256	1 Lap	96	1:50.136	1 Lap									
72	1:42.406	25.981	19	1:45.000	49.771	80	1:45.684	1:15.775									
64	1:43.364	31.322	51	1:45.069	50.324	22	1:46.871	1:22.078									
96	2:16.734	1 Lap	8	1:43.782	51.283	Lap 16											
19	1:44.695	42.136	80	1:45.037	1:05.806	40	1:40.619										
51	1:44.843	42.646	22	1:45.539	1:10.391	31	1:41.233	0.827									
8	1:43.964	45.613	Lap 14		5	1:40.700	1.599										
80	1:45.390	57.518	40	1:40.526		34	1:41.168	2.139									
22	1:45.055	1:01.648	31	1:40.462	0.429	70	1:41.725	6.370									
62	1:47.188	1:25.953	5	1:40.751	0.685	94	1:41.120	14.398									
4	1:49.580	1:38.923	34	1:40.909	1.309	11	1:41.683	15.433									
26	1:49.574	1:39.244	70	1:40.942	3.809	20	1:41.138	15.640									
Lap 12			62	1:54.510	1 Lap	75	1:41.781	17.266									
40	1:40.447		11	1:41.646	13.153	85	1:42.085	23.705									
31	1:40.232	0.484	94	1:41.544	13.331	2	1:41.946	24.480									
5	1:40.727	0.736	20	1:41.484	14.566	26	1:49.291	1 Lap									
34	1:40.609	1.221	75	1:42.206	14.864	62	1:55.981	1 Lap									
70	1:40.838	3.089	26	1:49.090	1 Lap	72	1:42.444	37.231									
11	1:41.544	11.889	85	1:41.885	20.603	21	1:46.978	3 Laps									
94	1:41.481	12.041	2	1:41.732	21.860	64	1:44.001	45.123									
75	1:41.060	12.526	4	2:01.062	1 Lap	4	1:49.293	1 Lap									
20	1:41.293	13.822	21	1:47.039	3 Laps	7	1:45.002	4 Laps									
21	2:01.604	3 Laps	72	1:42.403	33.055	51	1:43.618	1:00.136									
85	1:42.180	18.431	64	1:43.377	38.468	19	1:44.088	1:00.417									
2	1:41.640	20.474	7	1:45.399	4 Laps	8	1:44.236	1:03.089									
72	1:44.546	30.080	19	1:43.880	53.125	96	1:49.928	1 Lap									
64	1:43.252	34.127	51	1:43.804	53.602	80	1:45.203	1:20.359									
7	1:50.805	4 Laps	8	1:45.445	56.202	22	1:46.421	1:27.880									
96	1:49.790	1 Lap	96	1:50.069	1 Lap	Lap 17											
19	1:44.340	46.029	80	1:45.359	1:10.639	40	1:40.429										
51	1:44.314	46.513	22	1:45.890	1:15.755	31	1:41.233	1.631									
8	1:43.593	48.759	Lap 15		5	1:40.573	1.743										
80	1:44.956	1:02.027	40	1:40.548		34	1:41.189	2.899									
22	1:44.909	1:06.110	31	1:40.332	0.213	70	1:41.939	7.880									
62	1:47.542	1:33.048	5	1:41.381	1.518	94	1:41.168	15.137									
Lap 13			34	1:40.829	1.590	11	1:41.617	16.621									
40	1:41.258		70	1:42.003	5.264	20	1:41.457	16.668									
5	1:40.982	0.460	94	1:41.114	13.897	75	1:42.620	19.457									
31	1:41.267	0.493	11	1:41.764	14.369	85	1:42.160	25.436									
34	1:40.963	0.926	20	1:41.103	15.121	2	1:41.568	25.619									
70	1:41.562	3.393	75	1:41.788	16.104	72	1:44.038	40.840									
26	1:50.173	1 Lap	62	1:54.507	1 Lap	26	1:48.674	1 Lap									
4	1:52.557	1 Lap	85	1:42.184	22.239	62	1:50.157	1 Lap									
11	1:41.402	12.033	2	1:41.841	23.153	64	1:43.622	48.316									
94	1:41.530	12.313	26	1:49.527	1 Lap	21	1:47.250	3 Laps									
75	1:41.916	13.184	72	1:42.899	35.406	4	1:50.526	1 Lap									
20	1:41.044	13.608	21	1:47.598	3 Laps	7	1:46.573	4 Laps									
85	1:42.071	19.244	4	1:50.673	1 Lap	19	1:43.499	1:03.487									
2	1:41.438	20.654	64	1:43.821	41.741	51	1:44.374	1:04.081									





SBK CAMPEONATO DE ESPAÑA DE SUPERBIKE Carrera 1

Sector Analysis

Lap	Time	Sector 1	Sector 2	Sector 3	T.Sp	Elapsed	Lap	Time	Sector 1	Sector 2	Sector 3	T.Sp	Elapsed	
2 Roberto TAMBURINI ITA TEAM SPEED RACING KAWASAKI							16 1:40.700 26.588 36.821 37.291 266.7 26:54.167 17 1:40.573 26.709 36.580 37.284 265.4 28:34.740							
1	1:50.266	34.363	37.989	37.914	226.9	1:50.266	7 Genis GELADA RODRIGUEZ ESP TEAM SPEED RACING KAWASAKI	1	2:03.121	36.240	39.414	47.467	201.5	2:03.121
2	1:41.707	26.991	37.103	37.613	267.3	3:31.973	2	1:50.624	31.134	40.402	39.088	201.9	3:53.745	
3	1:41.404	26.825	36.968	37.611	271.4	5:13.377	3	7:33.342 B	33.859	47.409	6:12.074	248.3	11:27.087	
4	1:41.936	26.903	37.249	37.784	265.4	6:55.313	4	1:56.118	37.778	39.505	38.835	158.8	13:23.205	
5	1:41.712	27.158	36.943	37.611	255.9	8:37.025	5	2:02.216			49.237	266.7	15:25.421	
6	1:42.936	27.326	37.582	38.028	252.9	10:19.961	6	1:44.175	27.564	38.182	38.429	268.0	17:09.596	
7	1:41.695	26.898	37.065	37.732	260.2	12:01.656	7	1:44.854	27.597	38.477	38.780	264.7	18:54.450	
8	1:41.765	26.906	37.089	37.770	266.7	13:43.421	8	1:50.805	31.487	40.729	38.589	266.0	20:45.255	
9	1:41.651	26.849	37.033	37.769	274.8	15:25.072	9	1:44.899	27.657	38.560	38.682	267.3	22:30.154	
10	1:41.718	26.934	37.046	37.738	268.7	17:06.790	10	1:45.399	27.704	38.460	39.235	265.4	24:15.553	
11	1:41.661	26.952	36.962	37.747	270.0	18:48.451	11	1:45.479	27.797	38.829	38.853	264.7	26:01.032	
12	1:41.640	26.898	37.075	37.667	273.4	20:30.091	12	1:45.002	27.736	38.377	38.889	268.7	27:46.034	
13	1:41.438	26.775	37.052	37.611	271.4	22:11.529	13	1:46.573	28.036	38.732	39.805	254.1	29:32.607	
14	1:41.732	26.938	37.054	37.740	274.1	23:53.261	8 Joan ZAMORANO ARANDA ESP ETG RACING YAMAHA	1	1:53.334	35.439	38.840	39.055	211.8	1:53.334
15	1:41.841	26.836	37.069	37.936	269.3	25:35.102	2	1:43.764	27.227	37.989	38.548	266.7	3:37.098	
16	1:41.946	26.983	37.245	37.718	272.7	27:17.048	3	1:44.120	27.205	38.321	38.594	270.7	5:21.218	
17	1:41.568	26.907	37.070	37.591	267.3	28:58.616	4	1:44.305	27.331	38.438	38.536	269.3	7:05.523	
4 Javier ARTIME GONZALEZ ESP TEAM HONDA LAGLISSE HONDA	1	1:57.882	37.598	40.213	40.071	198.2	1:57.882	5	1:43.858	27.155	38.147	38.556	269.3	8:49.381
2	1:48.243	28.767	39.586	39.890	251.2	3:46.125	6	1:44.130	27.199	38.296	38.635	264.7	10:33.511	
3	1:48.530	28.662	39.582	40.286	252.3	5:34.655	7	1:44.454	27.473	38.351	38.630	267.3	12:17.965	
4	1:48.288	28.849	39.523	39.916	243.8	7:22.943	8	1:45.138	28.187	38.250	38.701	265.4	14:03.103	
5	1:48.509	28.804	39.454	40.251	247.1	9:11.452	9	1:43.923	27.368	38.117	38.438	267.3	15:47.026	
6	1:48.885	29.128	39.524	40.233	242.7	11:00.337	10	1:43.793	27.305	38.004	38.484	270.7	17:30.819	
7	1:48.692	29.002	39.772	39.918	238.4	12:49.029	11	1:43.964	27.384	37.994	38.586	267.3	19:14.783	
8	1:49.721	29.139	39.732	40.850	243.2	14:38.750	12	1:43.593	27.349	38.009	38.235	269.3	20:58.376	
9	1:49.724	29.304	39.898	40.522	243.2	16:28.474	13	1:43.782	27.258	37.694	38.830	268.7	22:42.158	
10	1:50.039	29.348	40.087	40.604	244.9	18:18.513	14	1:45.445	28.519	38.314	38.612	260.9	24:27.603	
11	1:49.580	28.937	40.205	40.438	244.3	20:08.093	15	1:43.818	27.370	38.000	38.448	266.7	26:11.421	
12	1:52.557	31.691	40.155	40.711	231.8	22:00.650	16	1:44.236	27.560	38.359	38.317	265.4	27:55.657	
13	2:01.062	32.826	45.052	43.184	246.0	24:01.712	17	1:45.366	27.680	38.668	39.018	264.1	29:41.023	
14	1:50.673	30.530	39.813	40.330	233.8	25:52.385	11 Jeremy GUARNONI GOMA FRA TACK KAWASAKI KAWASAKI	1	1:47.490	32.970	37.208	37.312	225.5	1:47.490
15	1:49.293	29.483	39.460	40.350	244.9	27:41.678	2	1:41.211	27.170	36.741	37.300	277.6	3:28.701	
16	1:50.526	29.752	40.465	40.309	236.3	29:32.204	3	1:41.226	26.760	37.048	37.418	276.9	5:09.927	
5 Miquel PONS PAYERAS ESP TEAM HONDA LAGLISSE HONDA	1	1:45.900	32.067	36.734	37.099	227.4	1:45.900	4	1:41.091	26.695	37.059	37.337	274.8	6:51.018
2	1:40.083	26.551	36.533	36.999	270.0	3:25.983	5	1:41.354	26.743	37.017	37.594	273.4	8:32.372	
3	1:40.545	26.642	36.838	37.065	266.7	5:06.528	6	1:41.215	26.646	36.972	37.597	274.1	10:13.587	
4	1:40.271	26.605	36.732	36.934	265.4	6:46.799	7	1:41.162	26.667	36.974	37.521	272.7	11:54.749	
5	1:40.174	26.610	36.521	37.043	266.7	8:26.973	8	1:41.513	26.691	37.140	37.682	271.4	13:36.262	
6	1:40.432	26.625	36.710	37.097	262.1	10:07.405	9	1:41.030	26.660	36.983	37.387	273.4	15:17.292	
7	1:40.316	26.553	36.618	37.145	265.4	11:47.721	10	1:41.159	26.581	37.113	37.465	274.8	16:58.451	
8	1:40.515	26.612	36.765	37.138	264.7	13:28.236	11	1:41.511	26.724	37.138	37.649	273.4	18:39.962	
9	1:40.520	26.515	36.579	37.426	259.6	15:08.756	12	1:41.544	26.766	37.229	37.549	274.8	20:21.506	
10	1:40.517	26.574	36.727	37.216	268.0	16:49.273	13	1:41.402	26.810	37.137	37.455	274.1	22:02.908	
11	1:40.353	26.453	36.721	37.179	271.4	18:29.626	14	1:41.646	26.816	37.229	37.601	276.2	23:44.554	
12	1:40.727	26.743	36.730	37.254	269.3	20:10.353	15	1:41.764	26.594	37.443	37.727	275.5	25:26.318	
13	1:40.982	26.855	36.770	37.357	264.7	21:51.335	16	1:41.683	26.917	37.219	37.547	271.4	27:08.001	
14	1:40.751	26.851	36.632	37.268	266.0	23:32.086								
15	1:41.381	26.605	36.677	38.099	266.7	25:13.467								





SBK CAMPEONATO DE ESPAÑA DE SUPERBIKE

Carrera 1

Sector Analysis

— Invalidated Lap

■ Personal Best

■ Session Best

B Crossing the pit lane

Lap	Time	Sector 1	Sector 2	Sector 3	T.Sp	Elapsed	Lap	Time	Sector 1	Sector 2	Sector 3	T.Sp	Elapsed
17	1:41.617	26.809	37.101	37.707	270.0	28:49.618	14	1:47.250	28.674	38.889	39.687	237.4	29:23.586
19	Paul DUFOUR					FRA	22	David GONZALEZ PLAZA					ESP
	SUZUKI JEG RACING					SUZUKI		CASTRO MAROTO RACING					YAMAHA
1	1:51.447	34.616	38.377	38.454	214.7	1:51.447	1	1:55.472	36.987	39.670	38.815	205.3	1:55.472
2	1:43.810	27.532	38.040	38.238	272.7	3:35.257	2	1:45.235	28.078	38.204	38.953	259.6	3:40.707
3	1:43.894	27.542	37.879	38.473	270.7	5:19.151	3	1:44.926	28.082	38.122	38.722	246.6	5:25.633
4	1:43.714	27.383	38.019	38.312	266.7	7:02.865	4	1:45.940	28.286	38.453	39.201	246.0	7:11.573
5	1:43.688	27.511	37.962	38.215	274.8	8:46.553	5	1:45.685	28.727	38.295	38.663	226.9	8:57.258
6	1:43.973	27.662	37.834	38.477	272.0	10:30.526	6	1:45.136	28.296	38.050	38.790	240.5	10:42.394
7	1:43.892	27.471	38.063	38.358	270.7	12:14.418	7	1:45.731	28.323	38.272	39.136	240.0	12:28.125
8	1:44.003	27.581	38.022	38.400	270.7	13:58.421	8	1:46.047	28.524	38.554	38.969	242.7	14:14.172
9	1:43.980	27.690	37.915	38.375	267.3	15:42.401	9	1:46.063	28.773	38.326	38.964	235.3	16:00.235
10	1:44.210	27.654	38.040	38.516	268.0	17:26.611	10	1:45.528	28.269	38.243	39.016	245.5	17:45.763
11	1:44.695	27.924	38.205	38.566	263.4	19:11.306	11	1:45.055	27.975	38.436	38.644	247.1	19:30.818
12	1:44.340	27.629	38.179	38.532	272.7	20:55.646	12	1:44.909	28.017	38.398	38.494	251.2	21:15.727
13	1:45.000	27.823	38.512	38.665	262.1	22:40.646	13	1:45.539	28.131	38.394	39.014	250.0	23:01.266
14	1:43.880	27.745	37.904	38.231	256.5	24:24.526	14	1:45.890	28.222	38.733	38.935	251.2	24:47.156
15	1:44.371	27.782	38.123	38.466	255.9	26:08.897	15	1:46.871	28.390	38.970	39.511	249.4	26:34.027
16	1:44.088	27.671	38.309	38.108	268.7	27:52.985	16	1:46.421	28.493	38.918	39.010	247.7	28:20.448
17	1:43.499	27.353	37.838	38.308	265.4	29:36.484	17	1:47.336	28.485	39.023	39.828	245.5	30:07.784
20	Florian MARINO					FRA	26	Jan Hedegaard JENSEN					DEN
	BMW EASYRACE TEAM					BMW MOTORRAD		MDS RACING					KAWASAKI
1	1:48.708	33.448	37.717	37.543	213.9	1:48.708	1	1:56.882	36.870	39.907	40.105	213.4	1:56.882
2	1:41.245	26.808	36.843	37.594	276.9	3:29.953	2	1:48.313	29.115	39.607	39.591	251.7	3:45.195
3	1:44.115			37.293	276.2	5:14.068	3	1:48.130	28.986	39.323	39.821	251.2	5:33.325
4	1:41.147	26.807	36.927	37.413	278.4	6:55.215	4	1:48.811	29.436	39.291	40.084	249.4	7:22.136
5	1:40.692	26.819	36.677	37.196	278.4	8:35.907	5	1:51.604	29.044	41.725	40.835	250.0	9:13.740
6	1:41.096	26.895	36.773	37.428	274.8	10:17.003	6	1:48.953	29.364	39.533	40.056	241.6	11:02.693
7	1:40.780	26.809	36.743	37.228	277.6	11:57.783	7	1:49.171	29.296	39.899	39.976	243.8	12:51.864
8	1:40.837	26.697	36.842	37.298	276.9	13:38.620	8	1:49.106	29.238	39.468	40.400	246.6	14:40.970
9	1:41.100	26.661	37.206	37.233	278.4	15:19.720	9	1:48.705	29.020	39.375	40.310	248.3	16:29.675
10	1:40.794	26.811	36.770	37.213	278.4	17:00.514	10	1:49.165	29.154	39.658	40.353	244.9	18:18.840
11	1:41.632	27.245	37.034	37.353	279.1	18:42.146	11	1:49.574	28.975	40.248	40.351	246.0	20:08.414
12	1:41.293	26.858	37.029	37.406	272.7	20:23.439	12	1:50.173	30.980	39.750	39.443	229.8	21:58.587
13	1:41.044	26.922	36.827	37.295	272.0	22:04.483	13	1:49.090	29.046	39.403	40.641	248.3	23:47.677
14	1:41.484	26.985	36.980	37.519	278.4	23:45.967	14	1:49.527	29.728	39.702	40.097	236.8	25:37.204
15	1:41.103	26.871	36.989	37.243	271.4	25:27.070	15	1:49.291	29.190	40.174	39.927	246.6	27:26.495
16	1:41.138	26.955	36.931	37.252	273.4	27:08.208	16	1:48.674	29.309	39.292	40.073	232.8	29:15.169
17	1:41.457	27.047	37.117	37.293	263.4	28:49.665	31	Carmelo MORALES GOMEZ					ESP
21	Francisco J. ALONSO HERNANDEZ					ESP		CARDOSO RACING					YAMAHA
	CLUB ALOMOSPORT					KAWASAKI							
1	1:53.811	35.789	39.029	38.993	203.4	1:53.811	1	1:46.430	32.370	36.707	37.353	225.0	1:46.430
2	1:45.536	28.065	38.801	38.670	262.1	3:39.347	2	1:40.264	26.397	36.534	37.333	274.8	3:26.694
3	1:44.696	27.567	38.196	38.933	264.7	5:24.043	3	1:40.492	26.532	36.758	37.202	270.0	5:07.186
4	1:46.273	28.062	39.011	39.200	260.2	7:10.316	4	1:40.584	26.427	36.826	37.331	274.1	6:47.770
5	1:45.264	27.763	38.552	38.949	258.4	8:55.580	5	1:40.564	26.977	36.488	37.099	279.1	8:28.334
6	1:44.962	27.722	38.308	38.932	257.1	10:40.542	6	1:40.438	26.317	36.485	37.636	271.4	10:08.772
7	1:45.634	27.858	38.572	39.204	250.6	12:26.176	7	1:40.117	26.312	36.578	37.227	274.8	11:48.889
8	5:58.948B	32.693	42.723	4:43.532	232.3	18:25.124	8	1:40.268	26.436	36.555	37.277	275.5	13:29.157
9	2:01.604	36.379	45.971	39.254	116.0	20:26.728	9	1:40.394	26.500	36.627	37.267	274.1	15:09.551
10	1:47.993	30.584	38.156	39.253	260.2	22:14.721	10	1:40.198	26.473	36.435	37.290	264.1	16:49.749
11	1:47.039	28.992	38.865	39.182	258.4	24:01.760	11	1:40.120	26.353	36.536	37.231	275.5	18:29.869
12	1:47.598	29.026	39.313	39.259	221.3	25:49.358	12	1:40.232	26.346	36.348	37.538	280.5	20:10.101
13	1:46.978	28.796	38.742	39.440	233.3	27:36.336	13	1:41.267	26.834	36.772	37.661	274.1	21:51.368
							14	1:40.462	26.605	36.612	37.245	270.7	23:31.830



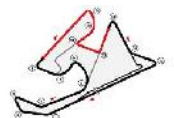


SBK
CAMPEONATO DE ESPAÑA DE SUPERBIKE
Carrera 1

Sector Analysis

— Invalidated Lap ■ Personal Best ■ Session Best B Crossing the pit lane

Table with 14 columns: Lap, Time, Sector 1, Sector 2, Sector 3, T.Sp, Elapsed, Lap, Time, Sector 1, Sector 2, Sector 3, T.Sp, Elapsed. It lists race data for riders 34, 40, 47, 51, 57, and 62, including lap times and sector splits.





SBK CAMPEONATO DE ESPAÑA DE SUPERBIKE

Carrera 1

Sector Analysis

_ Invalidated Lap							■ Personal Best		■ Session Best		■ Crossing the pit lane		
Lap	Time	Sector 1	Sector 2	Sector 3	T.Sp	Elapsed	Lap	Time	Sector 1	Sector 2	Sector 3	T.Sp	Elapsed
70 Marc ALCOBA ESPI ESP													
ETG RACING							YAMAHA						
1	1:46.590	32.501	36.876	37.213	227.8	1:46.590	4	1:40.751	26.951	36.585	37.215	267.3	6:52.895
2	1:40.305	26.360	36.680	37.265	280.5	3:26.895	5	1:40.776	26.708	36.773	37.295	266.0	8:33.671
3	1:39.953	26.222	36.499	37.232	281.2	5:06.848	6	1:41.099	26.735	36.832	37.532	264.1	10:14.770
4	1:40.410	26.415	36.904	37.091	273.4	6:47.258	7	1:40.994	26.758	36.873	37.363	266.0	11:55.764
5	1:40.073	26.283	36.606	37.184	280.5	8:27.331	8	1:41.272	26.751	37.130	37.391	268.0	13:37.036
6	1:40.363	26.405	36.770	37.188	279.8	10:07.694	9	1:41.240	26.748	36.918	37.574	259.6	15:18.276
7	1:40.284	26.493	36.608	37.183	280.5	11:47.978	10	1:41.697	27.454	36.767	37.476	266.7	16:59.973
8	1:41.389	27.573	36.612	37.204	282.7	13:29.367	11	1:41.110	26.729	36.810	37.571	264.1	18:41.083
9	1:41.709	27.366	36.873	37.470	282.0	15:11.076	12	1:41.060	26.712	36.835	37.513	269.3	20:22.143
10	1:40.375	26.549	36.581	37.245	276.2	16:51.451	13	1:41.916	26.995	37.358	37.563	260.2	22:04.059
11	1:40.417	26.388	36.760	37.269	279.1	18:31.868	14	1:42.206	26.996	37.039	38.171	265.4	23:46.265
12	1:40.838	26.772	36.723	37.343	279.8	20:12.706	15	1:41.788	26.995	37.159	37.634	263.4	25:28.053
13	1:41.562	27.184	36.982	37.396	279.1	21:54.268	16	1:41.781	26.806	37.344	37.631	268.0	27:09.834
14	1:40.942	26.742	36.802	37.398	278.4	23:35.210	17	1:42.620	27.270	37.391	37.959	259.0	28:52.454
15	1:42.003	27.550	37.039	37.414	276.2	25:17.213							
16	1:41.725	26.902	37.205	37.618	275.5	26:58.938							
17	1:41.939	27.054	37.071	37.814	274.1	28:40.877							
72 Chris LEESCH LUX													
SUZUKI JEG RACING							SUZUKI						
1	1:50.716	34.973	37.729	38.014	209.7	1:50.716	4	1:44.763	27.623	38.336	38.804	262.8	5:24.469
2	1:42.030	27.033	37.286	37.711	272.7	3:32.746	5	1:45.022	27.600	38.570	38.852	260.2	8:54.432
3	1:45.113	29.572	37.683	37.858	277.6	5:17.859	6	1:44.873	27.658	38.226	38.989	261.5	10:39.305
4	1:41.798	26.950	37.193	37.655	268.7	6:59.657	7	1:45.274	27.853	38.580	38.841	261.5	12:24.579
5	1:41.798	26.926	37.090	37.782	272.7	8:41.455	8	1:46.250	28.393	38.758	39.099	264.1	14:10.829
6	1:41.729	26.886	37.153	37.690	272.7	10:23.184	9	1:45.393	27.495	38.572	39.326	264.7	15:56.222
7	1:41.872	26.878	37.202	37.792	273.4	12:05.056	10	1:45.076	27.738	38.259	39.079	264.7	17:41.298
8	1:42.830	27.410	37.486	37.934	268.0	13:47.886	11	1:45.390	27.890	38.360	39.140	256.5	19:26.688
9	1:42.384	27.052	37.436	37.896	268.0	15:30.270	12	1:44.956	27.654	38.642	38.660	259.6	21:11.644
10	1:42.475	27.167	37.441	37.867	269.3	17:12.745	13	1:45.037	27.754	38.240	39.043	258.4	22:56.681
11	1:42.406	27.127	37.484	37.795	270.0	18:55.151	14	1:45.359	27.823	38.471	39.065	257.8	24:42.040
12	1:44.546	27.244	39.410	37.892	272.7	20:39.697	15	1:45.684	27.812	38.733	39.139	262.8	26:27.724
13	1:42.356	27.205	37.257	37.894	268.7	22:22.053	16	1:45.203	27.751	38.313	39.139	258.4	28:12.927
14	1:42.403	27.087	37.467	37.849	272.7	24:04.456	17	1:46.465	28.141	39.185	39.139	262.8	29:59.392
15	1:42.899	27.519	37.480	37.900	270.0	25:47.355							
16	1:42.444	27.211	37.388	37.845	266.0	27:29.799							
17	1:44.038	27.542	37.804	38.692	268.0	29:13.837							
73 Andoitz BONILLA PORRAS ESP													
MDR SPAIN CIRCUITS							YAMAHA						
1	1:51.664	35.158	37.962	38.544	208.9	1:51.664	4	1:41.792	26.894	37.289	37.609	281.2	5:12.802
2	1:43.003	27.411	37.419	38.173	270.7	3:34.667	5	1:41.475	26.801	37.150	37.524	282.0	6:54.277
3	1:42.094	27.034	37.104	37.956	271.4	5:16.761	6	1:41.331	26.973	36.877	37.481	278.4	8:35.608
4	1:41.901	26.912	37.004	37.985	270.7	6:58.662	7	1:41.809	26.884	37.356	37.569	278.4	10:17.417
5	1:41.765	26.770	37.091	37.904	272.0	8:40.427	8	1:41.170	26.834	36.893	37.443	279.1	11:58.587
6	1:41.742	26.842	37.006	37.894	270.7	10:22.169	9	1:41.625	26.791	37.216	37.618	278.4	13:40.212
7							10	1:41.723	26.886	37.173	37.664	277.6	15:21.935
8							11	1:41.854	26.944	37.151	37.759	277.6	17:03.789
9							12	1:42.079	27.035	37.148	37.896	278.4	18:45.868
10							13	1:42.180	27.159	37.349	37.672	278.4	20:28.048
11							14	1:42.071	27.000	37.237	37.834	280.5	22:10.119
12							15	1:41.885	26.878	37.209	37.798	277.6	23:52.004
13							16	1:42.184	26.891	37.510	37.783	276.9	25:34.188
14							17	1:42.085	27.070	37.237	37.778	278.4	27:16.273
15								1:42.160	27.012	37.326	37.822	275.5	28:58.433
75 Ivo LOPES POR													
EASY RACE TEAM							BMW MOTORRAD						
1	1:49.241	33.623	38.109	37.509	219.5	1:49.241							
2	1:41.128	26.885	36.889	37.354	264.7	3:30.369							
3	1:41.775	27.292	37.176	37.307	254.7	5:12.144							
77 Naomichi URAMOTO JPN													
SUZUKI JEG RACING							SUZUKI						
1	1:49.241	33.623	38.109	37.509	219.5	1:49.241							
2	1:41.128	26.885	36.889	37.354	264.7	3:30.369							
3	1:41.775	27.292	37.176	37.307	254.7	5:12.144							





SBK CAMPEONATO DE ESPAÑA DE SUPERBIKE Carrera 1

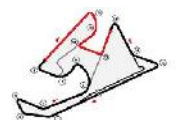
Sector Analysis

_ Invalidated Lap
 ■ Personal Best
 ■ Session Best
 B Crossing the pit lane

Lap	Time	Sector 1	Sector 2	Sector 3	T.Spd	Elapsed	Lap	Time	Sector 1	Sector 2	Sector 3	T.Spd	Elapsed
1	1:49.097	33.930	37.566	37.601	208.5	1:49.097							
2	1:41.061	26.716	36.984	37.361	265.4	3:30.158							
3	1:41.086	26.977	36.718	37.391	262.1	5:11.244							
4	1:41.239	26.869	36.702	37.668	266.0	6:52.483							
5	1:40.907	26.894	36.719	37.294	266.7	8:33.390							
6	1:41.190	26.703	36.915	37.572	264.7	10:14.580							
7	1:40.954	26.766	36.759	37.429	266.7	11:55.534							
8	1:41.143	26.753	36.955	37.435	266.0	13:36.677							
9	1:41.116	26.795	36.840	37.481	268.0	15:17.793							
10	1:41.029	26.732	36.936	37.361	267.3	16:58.822							
11	1:41.355	26.787	37.031	37.537	266.7	18:40.177							
12	1:41.481	26.883	37.160	37.438	267.3	20:21.658							
13	1:41.530	27.032	37.007	37.491	264.1	22:03.188							
14	1:41.544	26.841	37.156	37.547	266.7	23:44.732							
15	1:41.114	26.838	36.681	37.595	266.0	25:25.846							
16	1:41.120	26.977	36.627	37.516	259.6	27:06.966							
17	1:41.168	26.974	36.677	37.517	263.4	28:48.134							

96	Enrique Marcos FELIPE FERRER			ESP
	YAMAHA STRATOS			YAMAHA

1	1:59.352	39.086	40.425	39.841	174.5	1:59.352
2	1:49.381	29.791	39.680	39.910	213.9	3:48.733
3	1:50.734	29.866	40.357	40.511	219.5	5:39.467
4	1:50.296	30.294	39.867	40.135	204.9	7:29.763
5	1:51.297	30.259	40.789	40.249	210.5	9:21.060
6	1:50.600	30.303	40.129	40.168	216.9	11:11.660
7	1:50.944	30.237	40.234	40.473	212.2	13:02.604
8	1:50.517	30.319	39.963	40.235	210.5	14:53.121
9	1:50.680	30.508	39.905	40.267	206.1	16:43.801
10	2:16.734	36.168	59.342	41.224	206.9	19:00.535
11	1:49.790	30.071	39.682	40.037	204.9	20:50.325
12	1:50.256	30.152	39.880	40.224	216.4	22:40.581
13	1:50.069	30.351	39.634	40.084	211.8	24:30.650
14	1:50.136	30.139	39.789	40.208	213.4	26:20.786
15	1:49.928	30.099	39.858	39.971	212.2	28:10.714
16	1:50.225	30.142	39.880	40.203	212.2	30:00.939

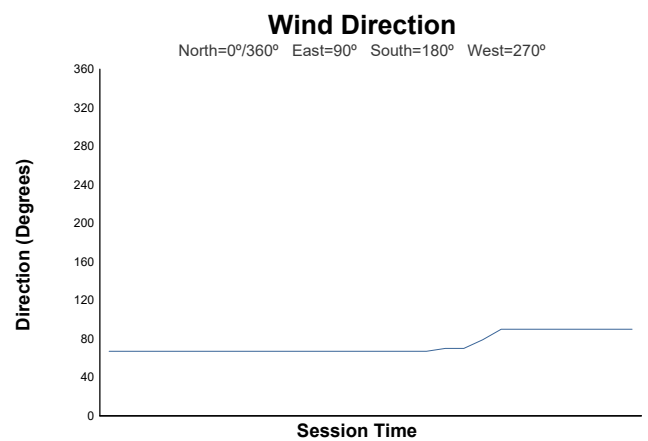
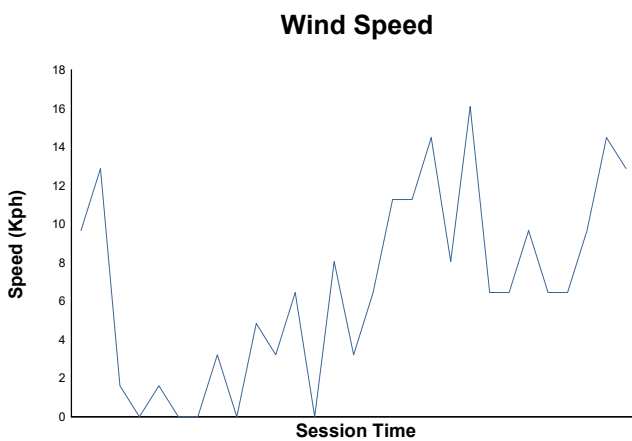
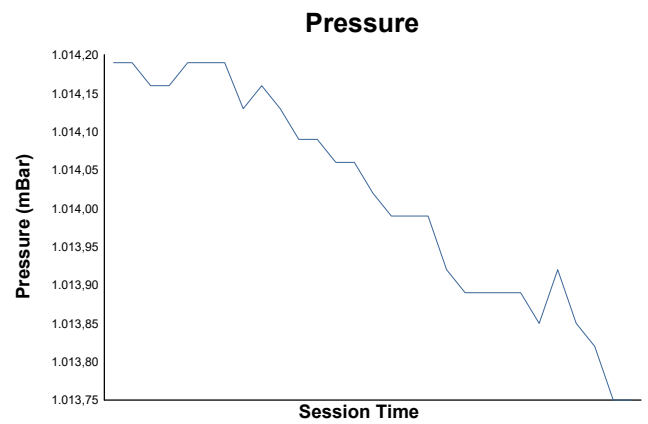
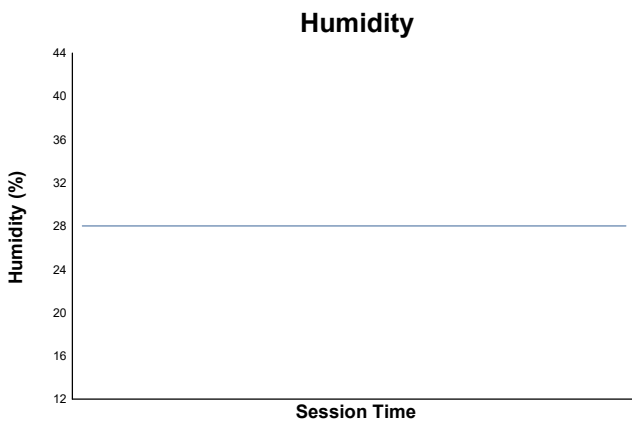
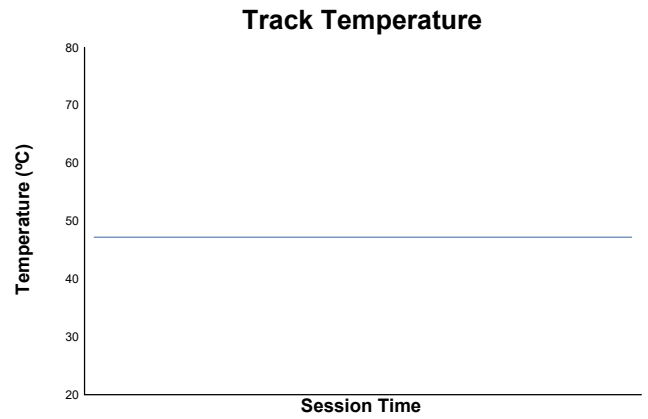
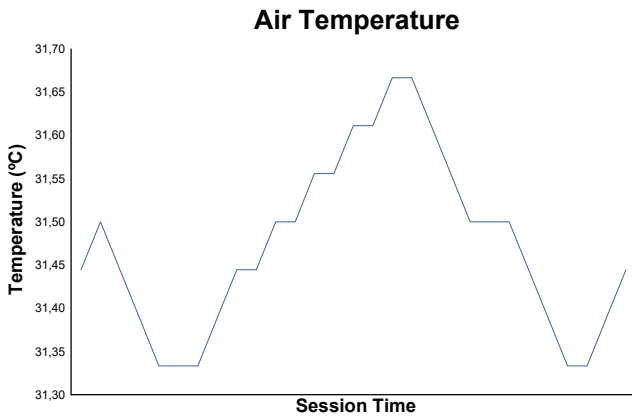




CAMPEONATO DE ESPAÑA DE SUPERBIKE

SBK
Carrera 1

Weather Report



Track Status: **DRY**

