



PreMoto3-Promo3 CAMPEONATO DE ESPAÑA DE SUPERBIKE Entrenamiento Cronometrado 1

Classification

No Rider	Nat	Team	Bike	Tires	Cl.	Time	Lap Total	Gap	Kph
1 78	Joel ESTEBAN RUIZ	ESP IGAXTEAM	BEON	DUNLOP	PreMoto3	1:49.362	4 14	-	129.5
2 32	David REAL PEREZ	ESP CUNA DE CAMPEONES	MIR RACING	DUNLOP	Promo3	1:49.729	10 12	+0.367	129.0
3 71	Ivan BOLAÑO HERNANDEZ	ESP MIGUEL OLIVEIRA-FUN CLUB	BEON	DUNLOP	PreMoto3	1:51.532	12 12	+2.170	126.9
4 55	Unai CALATAYUD PASCUAL	ESP QRG MOTOR RACING	BEON	DUNLOP	PreMoto3	1:51.581	12 15	+2.219	126.9
5 22	Lenni KLEMETTI	FIN RAM RACING YAMAHA	BEON	DUNLOP	PreMoto3	1:52.059	3 14	+2.697	126.4
6 85	Jose Luis ARMARIO ROMERO	ESP GM FUEL - VRC TEAM	BEON	DUNLOP	PreMoto3	1:52.258	8 13	+2.896	126.1
7 16	Alvaro FUERTES JUAN	ESP FUERTES TEAM	BEON	DUNLOP	PreMoto3	1:52.454	5 14	+3.092	125.9
8 39	Xabi ZURUTUZA TORRES	ESP CUNA DE CAMPEONES	MIR RACING	DUNLOP	PreMoto3	1:52.855	8 8	+3.493	125.5
9 43	Hugo MARIN NARVAEZ	ESP CUNA DE CAMPEONES	MIR RACING	DUNLOP	PreMoto3	1:53.368	12 12	+4.006	124.9
10 73	Nuno Gonçalo RIBEIRO	POR LOUSAESTRADAS	BEON	DUNLOP	PreMoto3	1:53.389	8 12	+4.027	124.9
11 58	Adrian RODRIGUEZ MARTIN	ESP CUNA DE CAMPEONES	MIR RACING	DUNLOP	PreMoto3	1:53.422	6 8	+4.060	124.8
12 4	Carlos TORRECILLAS URBAN	ESP CUNA DE CAMPEONES	MIR RACING	DUNLOP	PreMoto3	1:53.447	2 2	+4.085	124.8
13 21	Dean BERTA VIÑALES	ESP MDR SPAIN CIRCUITS		DUNLOP	Promo3	1:54.060	12 14	+4.698	124.1
14 18	Cesar PARRILLA VEGA	ESP CUNA DE CAMPEONES	MIR RACING	DUNLOP	Promo3	1:54.378	7 9	+5.016	123.8
15 8	Marco GARCIA MIGUEL	ESP CUNA DE CAMPEONES	MIR RACING	DUNLOP	PreMoto3	1:54.513	8 10	+5.151	123.6
16 27	Marcos LUDEÑA NAVARRO	ESP CUNA DE CAMPEONES	MIR RACING	DUNLOP	Promo3	1:55.388	12 15	+6.026	122.7
17 25	Kyle PAYNE	GBR CUNA DE CAMPEONES	MIR RACING	DUNLOP	Promo3	1:56.810	5 6	+7.448	121.2
18 42	Cros Alexander FRANCIS	AUS CUNA DE CAMPEONES	MIR RACING	DUNLOP	Promo3	1:56.924	12 15	+7.562	121.1
19 82	Alex GOURDON RAFAEL	ESP CUNA DE CAMPEONES	MIR RACING	DUNLOP	Promo3	1:57.636	8 8	+8.274	120.4
20 37	Montague James AMER	GBR AUSTIN RACING & VHC LIQUI MOLY	BEON	DUNLOP	Promo3	1:57.736	11 13	+8.374	120.3
21 74	Carter BROWN	GBR CUNA DE CAMPEONES	MIR RACING	DUNLOP	Promo3	1:57.754	4 13	+8.392	120.2
22 83	Theo GOURDON RAFAEL	ESP CUNA DE CAMPEONES	MIR RACING	DUNLOP	Promo3	1:57.968	3 6	+8.606	120.0
23 49	Xavier MARTINEZ SOSA	ESP CUNA DE CAMPEONES	MIR RACING	DUNLOP	Promo3	1:58.416	6 7	+9.054	119.6
24 24	Jayant CHOTE	NED CUNA DE CAMPEONES	MIR RACING	DUNLOP	Promo3	1:59.093	4 12	+9.731	118.9

Max. qual. time: 2:05.766

87	Safron Joan WHATLEY	GBR CUNA DE CAMPEONES	MIR RACING	DUNLOP	Promo3	2:06.071	12 12		112.3
52	Alex MARTIN TORRES	ESP TEAM MARTIN	MIR RACING	DUNLOP	Promo3		1		
72	Alex MILLAN GOMEZ	ESP HAWKERS MIR ARO JUNIOR TEAM	MIR RACING	DUNLOP	Promo3				

Fastest Lap: Lap 4 | Joel ESTEBAN RUIZ | 1:49.362 | 129.5 Kph

Track Status: **DRY**

Published at:

Director de Carrera:	Jefe de Cronometraje:
----------------------	-----------------------






PreMoto3-Promo3

CAMPEONATO DE ESPAÑA DE SUPERBIKE

Entrenamiento Cronometrado 1

Best Sector Times

Sector 1			Sector 2			Sector 3			Ideal Lap	Best Lap
Pos	No Rider	Time	No Rider	Time	No Rider	Time	Pos	No Rider		
1	78 J.ESTEBAN RUIZ	29.524	78 J.ESTEBAN RUIZ	38.825	78 J.ESTEBAN RUIZ	40.983	1	78 J.ESTEBAN RUIZ	1:49.332	1:49.362 (1)
2	32 D.REAL PEREZ	29.602	32 D.REAL PEREZ	39.025	32 D.REAL PEREZ	41.040	2	32 D.REAL PEREZ	1:49.667	1:49.729 (2)
3	16 A.FUERTES JUAN	30.045	22 L.KLEMETTI	39.567	55 U.CALATAYUD PASCUAL	41.334	3	55 U.CALATAYUD PASCUAL	1:51.126	1:51.581 (4)
4	71 I.BOLAÑO HERNANDEZ	30.134	55 U.CALATAYUD PASCUAL	39.592	71 I.BOLAÑO HERNANDEZ	41.696	4	71 I.BOLAÑO HERNANDEZ	1:51.532	1:51.532 (3)
5	55 U.CALATAYUD PASCUAL	30.200	71 I.BOLAÑO HERNANDEZ	39.702	22 L.KLEMETTI	41.711	5	22 L.KLEMETTI	1:51.877	1:52.059 (5)
6	39 X.ZURUTUZA TORRES	30.327	39 X.ZURUTUZA TORRES	40.027	85 J.ARMARIO ROMERO	41.752	6	16 A.FUERTES JUAN	1:51.998	1:52.454 (7)
7	85 J.ARMARIO ROMERO	30.338	16 A.FUERTES JUAN	40.136	16 A.FUERTES JUAN	41.817	7	85 J.ARMARIO ROMERO	1:52.258	1:52.258 (6)
8	58 A.RODRIGUEZ MARTIN	30.431	85 J.ARMARIO ROMERO	40.168	58 A.RODRIGUEZ MARTIN	42.000	8	39 X.ZURUTUZA TORRES	1:52.547	1:52.855 (8)
9	22 L.KLEMETTI	30.599	43 H.MARIN NARVAEZ	40.205	39 X.ZURUTUZA TORRES	42.193	9	58 A.RODRIGUEZ MARTIN	1:52.882	1:53.422 (11)
10	73 N.RIBEIRO	30.604	21 D.BERTA VIÑALES	40.257	43 H.MARIN NARVAEZ	42.208	10	73 N.RIBEIRO	1:53.171	1:53.389 (10)
11	4 C.TORRECILLAS URBAN	30.704	73 N.RIBEIRO	40.297	4 C.TORRECILLAS URBAN	42.223	11	43 H.MARIN NARVAEZ	1:53.237	1:53.368 (9)
12	43 H.MARIN NARVAEZ	30.824	58 A.RODRIGUEZ MARTIN	40.451	73 N.RIBEIRO	42.270	12	4 C.TORRECILLAS URBAN	1:53.447	1:53.447 (12)
13	8 M.GARCIA MIGUEL	30.890	18 C.PARRILLA VEGA	40.460	21 D.BERTA VIÑALES	42.482	13	21 D.BERTA VIÑALES	1:53.899	1:54.060 (13)
14	18 C.PARRILLA VEGA	31.097	4 C.TORRECILLAS URBAN	40.520	8 M.GARCIA MIGUEL	42.543	14	18 C.PARRILLA VEGA	1:54.171	1:54.378 (14)
15	21 D.BERTA VIÑALES	31.160	27 M.LUDEÑA NAVARRO	40.752	18 C.PARRILLA VEGA	42.614	15	8 M.GARCIA MIGUEL	1:54.241	1:54.513 (15)
16	27 M.LUDEÑA NAVARRO	31.639	8 M.GARCIA MIGUEL	40.808	27 M.LUDEÑA NAVARRO	42.913	16	27 M.LUDEÑA NAVARRO	1:55.304	1:55.388 (16)
17	37 M.AMER	31.729	42 C.FRANCIS	41.210	42 C.FRANCIS	43.509	17	25 K.PAYNE	1:56.810	1:56.810 (17)
18	25 K.PAYNE	31.784	25 K.PAYNE	41.373	25 K.PAYNE	43.653	18	42 C.FRANCIS	1:56.924	1:56.924 (18)
19	49 X.MARTINEZ SOSA	31.992	83 T.GOURDON RAFAEL	41.463	74 C.BROWN	43.725	19	83 T.GOURDON RAFAEL	1:57.469	1:57.968 (22)
20	83 T.GOURDON RAFAEL	32.025	82 A.GOURDON RAFAEL	41.479	37 M.AMER	43.863	20	82 A.GOURDON RAFAEL	1:57.535	1:57.636 (19)
21	82 A.GOURDON RAFAEL	32.155	74 C.BROWN	41.568	82 A.GOURDON RAFAEL	43.901	21	37 M.AMER	1:57.572	1:57.736 (20)
22	42 C.FRANCIS	32.205	49 X.MARTINEZ SOSA	41.980	83 T.GOURDON RAFAEL	43.981	22	74 C.BROWN	1:57.612	1:57.754 (21)
23	74 C.BROWN	32.319	37 M.AMER	41.980	24 J.CHOTE	44.004	23	49 X.MARTINEZ SOSA	1:58.112	1:58.416 (23)
24	24 J.CHOTE	32.361	24 J.CHOTE	42.202	49 X.MARTINEZ SOSA	44.140	24	24 J.CHOTE	1:58.567	1:59.093 (24)
25	52 A.MARTIN TORRES	33.284	52 A.MARTIN TORRES	43.066	87 S.WHATLEY	45.871	25	52 A.MARTIN TORRES	2:02.744	
26	87 S.WHATLEY	35.343	87 S.WHATLEY	43.913	52 A.MARTIN TORRES	46.394	26	87 S.WHATLEY	2:05.127	2:06.071 (25)





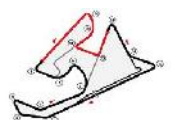
PreMoto3-Promo3

CAMPEONATO DE ESPAÑA DE SUPERBIKE

Entrenamiento Cronometrado 1

Best Top Speed

No Rider	Team	Class	Top 1		Top 2		Top 3		Top 4		Top 5		Avg	
			Kph	Lap	Kph	Lap	Kph	Lap	Kph	Lap	Kph	Lap		
78	Joel ESTEBAN RUIZ	IGAXTEAM	PreMoto3	203.0	12	202.6	3	202.6	5	202.6	10	200.7	14	202,3
85	Jose Luis ARMARIO ROMEIGM FUEL - VRC TEAM	PreMoto3	203.0	13	203.0	11	200.7	10	200.7	5	200.4	4	201,6	
32	David REAL PEREZ	CUNA DE CAMPEONES	Promo3	202.2	9	200.0	12	199.3	11	198.9	4	198.9	10	199,9
73	Nuno Gonçalo RIBEIRO	LOUSAESTRADAS	PreMoto3	201.5	3	201.5	5	201.5	9	201.1	7	201.1	10	201,3
71	Ivan BOLAÑO HERNANDEZ	MIGUEL OLIVEIRA-FUN CLUB	PreMoto3	200.4	9	199.3	2	199.3	8	198.9	3	198.5	4	199,3
16	Alvaro FUERTES JUAN	FUERTES TEAM	PreMoto3	198.5	14	198.5	10	198.5	11	198.5	2	198.2	9	198,4
39	Xabi ZURUTUZA TORRES	CUNA DE CAMPEONES	PreMoto3	198.2	2	198.2	3	198.2	7	197.8	5	197.8	6	198,0
43	Hugo MARIN NARVAEZ	CUNA DE CAMPEONES	PreMoto3	197.8	12	194.6	2	193.5	4	192.9	9	192.2	11	194,2
4	Carlos TORRECILLAS URB.	CUNA DE CAMPEONES	PreMoto3	196.4	2	160.7	1							178,6
55	Unai CALATAYUD PASCUAQRG MOTOR RACING	PreMoto3	196.4	13	196.0	12	195.7	11	194.9	14	194.6	15	195,5	
8	Marco GARCIA MIGUEL	CUNA DE CAMPEONES	PreMoto3	194.6	8	194.2	10	193.9	9	193.2	7	186.2	6	192,4
58	Adrian RODRIGUEZ MARTICUNA DE CAMPEONES	PreMoto3	194.2	6	192.2	8	191.8	2	191.8	5	190.8	3	192,2	
22	Lenni KLEMETTI	RAM RACING YAMAHA	PreMoto3	192.9	12	192.5	14	192.2	11	192.2	7	191.8	13	192,3
21	Dean BERTA VIÑALES	MDR SPAIN CIRCUITS	Promo3	188.5	3	188.5	12	186.2	9	185.6	13	184.6	11	186,7
37	Montague James AMER	AUSTIN RACING & VHC LIQUI MOLY	Promo3	188.5	11	188.2	5	188.2	6	187.2	7	186.9	12	187,8
27	Marcos LUDEÑA NAVARRCCUNA DE CAMPEONES	Promo3	187.8	3	187.2	7	186.9	12	186.5	11	185.9	6	186,9	
25	Kyle PAYNE	CUNA DE CAMPEONES	Promo3	187.5	6	185.9	2	184.3	3	184.3	5	183.4	4	185,1
49	Xavier MARTINEZ SOSA	CUNA DE CAMPEONES	Promo3	185.6	2	185.2	3	184.0	6	183.7	4	182.4	5	184,2
18	Cesar PARRILLA VEGA	CUNA DE CAMPEONES	Promo3	184.0	4	183.4	3	183.1	5	183.1	7	182.7	6	183,3
83	Theo GOURDON RAFAEL	CUNA DE CAMPEONES	Promo3	183.4	2	179.1	6	178.8	3	178.8	4	138.3	1	171,7
24	Jayant CHOTE	CUNA DE CAMPEONES	Promo3	182.7	2	181.8	12	180.3	9	180.0	11	179.4	10	180,8
82	Alex GOURDON RAFAEL	CUNA DE CAMPEONES	Promo3	182.7	2	181.8	3	179.1	6	178.5	8	177.3	4	179,9
74	Carter BROWN	CUNA DE CAMPEONES	Promo3	182.1	11	180.6	10	180.0	12	179.7	3	179.7	5	180,4
42	Cros Alexander FRANCIS	CUNA DE CAMPEONES	Promo3	180.6	4	180.0	2	180.0	5	179.7	12	179.4	15	179,9
87	Safron Joan WHATLEY	CUNA DE CAMPEONES	Promo3	165.9	3	165.9	4	164.9	9	163.6	5	163.6	11	164,8
52	Alex MARTIN TORRES	TEAM MARTIN	Promo3	140.8	1									140,8
72	Alex MILLAN GOMEZ	HAWKERS MIR ARO JUNIOR TEAM	Promo3											





PreMoto3-Promo3

CAMPEONATO DE ESPAÑA DE SUPERBIKE

Entrenamiento Cronometrado 1

Fastest Lap Sequence

Elapsed	No Rider	Team	Bike	Class	Time	Kph	Lap
4:09.694	22 Lenni KLEMETTI	RAM RACING YAMAHA	BEON	PreMoto3	1:53.566	124.7	2
4:10.821	85 Jose Luis ARMARIO ROMERO	GM FUEL - VRC TEAM	BEON	PreMoto3	1:53.316	124.9	2
4:21.097	78 Joel ESTEBAN RUIZ	IGAXTEAM	BEON	PreMoto3	1:50.431	128.2	2
6:11.027	78 Joel ESTEBAN RUIZ	IGAXTEAM	BEON	PreMoto3	1:49.930	128.8	3
8:00.389	78 Joel ESTEBAN RUIZ	IGAXTEAM	BEON	PreMoto3	1:49.362	129.5	4





PreMoto3-Promo3

CAMPEONATO DE ESPAÑA DE SUPERBIKE

Entrenamiento Cronometrado 1

Sector Analysis

Lap	Time	Sector 1	Sector 2	Sector 3	Kph	Elapsed	Lap	Time	Sector 1	Sector 2	Sector 3	Kph	Elapsed
4 Carlos TORRECILLAS URBAN ESP CUNA DE CAMPEONES MIR RACING							8	1:54.359	31.320	40.522	42.517	123.8	16:18.670
1	2:55.094	1:30.444	41.167	43.483	80.9	2:55.094	9	5:11.619B	32.144	41.335	3:58.140	45.4	21:30.289
2	1:53.447	30.704	40.520	42.223	124.8	4:48.541	10	2:09.865	45.690	41.176	42.999	109.0	23:40.154
							11	1:54.480	31.366	40.395	42.719	123.7	25:34.634
							12	1:54.060	31.204	40.374	42.482	124.1	27:28.694
							13	1:54.439	31.160	40.453	42.826	123.7	29:23.133
							14	1:54.439	31.388	40.257	42.794	123.7	31:17.572
8 Marco GARCIA MIGUEL ESP CUNA DE CAMPEONES MIR RACING							22 Lenni KLEMETTI FIN RAM RACING YAMAHA BEON						
1	9:27.538B	1:39.092	45.082	7:03.364	24.9	9:27.538	1	2:16.128	49.245	43.196	43.687	104.0	2:16.128
2	2:12.054	42.299	44.047	45.708	107.2	11:39.592	2	1:53.566	31.073	40.245	42.248	124.7	4:09.694
3	2:03.242	33.808	43.652	45.782	114.9	13:42.834	3	1:52.059	30.626	39.567	41.866	126.4	6:01.753
4	1:58.193	32.095	42.053	44.045	119.8	15:41.027	4	1:52.442	30.599	39.999	41.844	125.9	7:54.195
5	1:57.418	32.032	41.837	43.549	120.6	17:38.445	5	3:37.546B	31.374	40.584	2:25.588	65.1	11:31.741
6	1:55.882	31.538	41.558	42.786	122.2	19:34.327	6	1:59.900	37.393	40.154	42.353	118.1	13:31.641
7	1:54.718	31.152	40.868	42.698	123.4	21:29.045	7	1:53.257	30.727	39.835	42.695	125.0	15:24.898
8	1:54.513	30.890	40.877	42.746	123.6	23:23.558	8	1:52.782	30.821	39.984	41.977	125.5	17:17.680
9	1:54.590	31.143	40.904	42.543	123.6	25:18.148	9	3:36.086B	31.345	40.837	2:23.904	65.5	20:53.766
10	1:54.656	31.218	40.808	42.630	123.5	27:12.804	10	2:02.092	38.457	41.135	42.500	116.0	22:55.858
							11	1:52.668	30.654	40.126	41.888	125.7	24:48.526
							12	1:52.238	30.728	39.799	41.711	126.1	26:40.764
							13	1:54.095	31.275	40.555	42.265	124.1	28:34.859
							14	1:52.584	30.650	39.833	42.101	125.8	30:27.443
16 Alvaro FUERTES JUAN ESP FUERTES TEAM BEON							24 Jayant CHOTE NED CUNA DE CAMPEONES MIR RACING						
1	2:18.487	48.450	46.484	43.553	102.2	2:18.487	1	5:00.841	3:25.103	48.816	46.922	47.1	5:00.841
2	1:53.526	30.947	40.394	42.185	124.7	4:12.013	2	2:00.743	32.471	43.095	45.177	117.3	7:01.584
3	1:53.554	30.952	40.345	42.257	124.7	6:05.567	3	2:00.297	32.435	43.485	44.377	117.7	9:01.881
4	1:52.718	30.322	40.136	42.260	125.6	7:58.285	4	1:59.093	32.691	42.398	44.004	118.9	11:00.974
5	1:52.454	30.388	40.249	41.817	125.9	9:50.739	5	3:31.378	32.361	42.202	2:16.815	67.0	14:32.352
6	1:52.913	30.045	40.216	42.652	125.4	11:43.652	6	4:58.331B	42.846	51.931	3:23.554	47.5	19:30.683
7	5:11.618B	30.439	41.267	3:59.912	45.4	16:55.270	7	2:11.826	40.537	45.032	46.257	107.4	21:42.509
8	2:02.784	37.822	41.842	43.120	115.3	18:58.054	8	2:01.972	32.761	44.090	45.121	116.1	23:44.481
9	1:53.434	30.436	40.745	42.253	124.8	20:51.488	9	1:59.836	32.660	42.684	44.492	118.2	25:44.317
10	1:54.860	31.009	41.235	42.616	123.3	22:46.348	10	2:01.313	33.333	43.102	44.878	116.7	27:45.630
11	1:53.264	30.406	40.631	42.227	125.0	24:39.612	11	2:08.553	35.888	46.776	45.889	110.1	29:54.183
12	2:11.601B	33.452	41.419	56.730	107.6	26:51.213	12	2:09.549	32.406	47.731	49.412	109.3	32:03.732
13	2:03.109	37.184	42.799	43.126	115.0	28:54.322							
14	1:52.783	30.405	40.273	42.105	125.5	30:47.105							
18 Cesar PARRILLA VEGA ESP CUNA DE CAMPEONES MIR RACING							25 Kyle PAYNE GBR CUNA DE CAMPEONES MIR RACING						
1	12:33.939B				18.8	12:33.939	1	3:10.087	1:40.959	43.881	45.247	74.5	3:10.087
2	2:07.748	39.731	43.292	44.725	110.8	14:41.687	2	1:59.204	32.974	42.112	44.118	118.8	5:09.291
3	1:56.007	31.919	40.973	43.115	122.1	16:37.694	3	1:58.461	32.520	41.856	44.085	119.5	7:07.752
4	1:56.662	32.368	41.057	43.237	121.4	18:34.356	4	1:57.760	32.026	41.811	43.923	120.2	9:05.512
5	1:54.783	31.427	40.596	42.760	123.4	20:29.139	5	1:56.810	31.784	41.373	43.653	121.2	11:02.322
6	1:54.609	31.290	40.705	42.614	123.5	22:23.748	6	1:57.951	31.914	41.960	44.077	120.0	13:00.273
7	1:54.378	31.224	40.460	42.694	123.8	24:18.126							
8	1:54.390	31.302	40.473	42.615	123.8	26:12.516							
9	1:54.550	31.097	40.477	42.976	123.6	28:07.066							
21 Dean BERTA VIÑALES ESP MDR SPAIN CIRCUITS							27 Marcos LUDEÑA NAVARRO ESP CUNA DE CAMPEONES MIR RACING						
1	2:52.656	1:27.250	41.817	43.589	82.0	2:52.656	1	2:59.618	1:20.004	50.854	48.760	78.8	2:59.618
2	1:56.133	31.986	41.275	42.872	121.9	4:48.789	2	2:04.883	37.556	43.130	44.197	113.4	5:04.501
3	1:55.179	31.526	40.566	43.087	122.9	6:43.968	3	1:57.548	31.937	41.932	43.679	120.5	7:02.049
4	1:54.686	31.288	40.642	42.756	123.5	8:38.654	4	2:06.227	34.695	46.456	45.076	112.2	9:08.276
5	1:55.714	31.710	41.269	42.735	122.4	10:34.368	5	1:57.525	31.848	41.205	44.472	120.5	11:05.801
6	1:55.159	31.489	40.673	42.997	123.0	12:29.527	6	1:55.962	31.810	41.094	43.058	122.1	13:01.763
7	1:54.784	31.420	40.569	42.795	123.4	14:24.311							





PreMoto3-Promo3 CAMPEONATO DE ESPAÑA DE SUPERBIKE Entrenamiento Cronometrado 1

Sector Analysis

■ Personal Best ■ Session Best B Crossing the pit lane

Lap	Time	Sector 1	Sector 2	Sector 3	Kph	Elapsed	Lap	Time	Sector 1	Sector 2	Sector 3	Kph	Elapsed
7	1:59.214	31.871	42.855	44.488	118.8	15:00.977	4	1:58.329	32.416	41.980	43.933	119.7	8:25.857
8	1:56.634	31.655	41.110	43.869	121.4	16:57.611	5	1:58.417	32.287	41.949	44.181	119.6	10:24.274
9	1:56.265	31.701	40.913	43.651	121.8	18:53.876	6	1:57.967	32.378	41.624	43.965	120.0	12:22.241
10	1:59.540	35.046	41.284	43.210	118.4	20:53.416	7	1:57.998	32.264	41.520	44.214	120.0	14:20.239
11	1:55.634	31.683	40.940	43.011	122.4	22:49.050	8	1:57.699	32.313	41.516	43.870	120.3	16:17.938
12	1:55.388	31.639	40.836	42.913	122.7	24:44.438	9	1:57.676	32.374	41.465	43.837	120.3	18:15.614
13	1:55.618	31.760	40.881	42.977	122.5	26:40.056	10	1:57.366	32.335	41.331	43.700	120.6	20:12.980
14	1:56.878	32.789	41.056	43.033	121.1	28:36.934	11	1:57.414	32.270	41.418	43.726	120.6	22:10.394
15	1:55.589	31.713	40.752	43.124	122.5	30:32.523	12	1:56.924	32.205	41.210	43.509	121.1	24:07.318

32 **David REAL PEREZ** ESP
CUNA DE CAMPEONES MIR RACING

1	2:48.449	<u>1:25.384</u>	40.791	42.274	84.1	2:48.449
2	1:51.902	30.486	39.658	41.758	126.5	4:40.351
3	1:50.555	29.971	39.272	41.312	128.1	6:30.906
4	1:50.483	29.677	39.549	41.257	128.2	8:21.389
5	1:50.134	29.952	39.142	41.040	128.6	10:11.523
6	1:49.978	29.785	39.133	41.060	128.7	12:01.501
7	8:34.811B	30.997	40.795	<u>7:23.019</u>	27.5	20:36.312
8	1:57.767	<u>35.875</u>	40.367	<u>41.525</u>	120.2	22:34.079
9	1:49.876	29.680	39.140	41.056	128.9	24:23.955
10	1:49.729	29.627	39.037	41.065	129.0	26:13.684
11	1:49.738	29.602	39.025	41.111	129.0	28:03.422
12	1:50.003	29.724	39.070	41.209	128.7	29:53.425

37 **Montague James AMER** GBR
AUSTIN RACING & VHC LIQUI MOLY BEON

1	2:51.113	<u>1:18.762</u>	45.083	47.268	82.7	2:51.113
2	2:01.560	33.182	43.252	45.126	116.5	4:52.673
3	1:59.287	31.996	42.598	44.693	118.7	6:51.960
4	1:58.652	31.935	42.240	44.477	119.3	8:50.612
5	1:58.036	31.991	41.980	44.065	120.0	10:48.648
6	1:58.650	32.101	42.267	44.282	119.3	12:47.298
7	1:58.151	31.997	42.042	44.112	119.8	14:45.449
8	5:32.525B	35.984	47.274	<u>4:09.267</u>	42.6	20:17.974
9	2:10.177	<u>43.403</u>	42.416	44.358	108.8	22:28.151
10	1:58.237	31.780	42.594	43.863	119.7	24:26.388
11	1:57.736	31.756	42.005	43.975	120.3	26:24.124
12	1:58.630	31.729	42.742	44.159	119.4	28:22.754
13	2:00.090	34.106	42.008	43.976	117.9	30:22.844

39 **Xabi ZURUTUZA TORRES** ESP
CUNA DE CAMPEONES MIR RACING

1	3:04.525	<u>1:38.152</u>	43.180	43.193	76.7	3:04.525
2	1:55.826	31.009	41.124	43.693	122.2	5:00.351
3	14:40.709B	31.621	43.934	...	16.1	19:41.060
4	2:03.496	<u>38.786</u>	41.445	43.265	114.6	21:44.556
5	1:53.590	30.828	40.146	42.616	124.6	23:38.146
6	1:53.173	30.327	40.479	42.367	125.1	25:31.319
7	1:53.405	30.574	40.429	42.402	124.9	27:24.724
8	1:52.855	30.635	40.027	42.193	125.5	29:17.579

42 **Cros Alexander FRANCIS** AUS
CUNA DE CAMPEONES MIR RACING

1	2:26.874	<u>56.506</u>	44.567	45.801	96.4	2:26.874
2	2:01.252	32.970	43.249	45.033	116.8	4:28.126
3	1:59.402	32.655	42.294	44.453	118.6	6:27.528

43 **Hugo MARIN NARVAEZ** ESP
CUNA DE CAMPEONES MIR RACING

1	2:57.282	<u>1:30.709</u>	42.195	44.378	79.9	2:57.282
2	2:00.114	33.655	42.626	43.833	117.9	4:57.396
3	1:55.389	31.257	41.331	42.801	122.7	6:52.785
4	1:54.937	30.969	41.197	42.771	123.2	8:47.722
5	1:54.657	31.184	40.794	42.679	123.5	10:42.379
6	1:54.196	30.974	40.506	42.716	124.0	12:36.575
7	8:01.973B	32.297	42.067	<u>6:47.609</u>	29.4	20:38.548
8	2:00.943	<u>36.972</u>	41.176	42.795	117.1	22:39.491
9	1:56.176	32.892	40.830	42.454	121.9	24:35.667
10	1:53.935	30.824	40.903	42.208	124.3	26:29.602
11	1:54.186	30.898	40.734	42.554	124.0	28:23.788
12	1:53.368	30.832	40.205	42.331	124.9	30:17.156

49 **Xavier MARTINEZ SOSA** ESP
CUNA DE CAMPEONES MIR RACING

1	3:00.654	<u>1:21.385</u>	<u>49.762</u>	49.507	78.4	3:00.654
2	2:01.338	33.545	43.183	44.610	116.7	5:01.992
3	2:00.851	32.799	42.893	45.159	117.2	7:02.843
4	1:59.876	32.541	42.938	44.397	118.1	9:02.719
5	1:58.943	32.564	41.980	44.399	119.0	11:01.662
6	1:58.416	31.992	42.284	44.140	119.6	13:00.078
7	2:05.737	32.924	46.798	46.015	112.6	15:05.815

52 **Alex MARTIN TORRES** ESP
TEAM MARTIN MIR RACING

1	5:45.856	4:14.738	44.724	46.394	40.9	5:45.856
---	----------	----------	--------	---------------	------	----------

55 **Unai CALATAYUD PASCUAL** ESP
QRG MOTOR RACING BEON

1	2:25.460	<u>57.551</u>	43.701	44.208	97.3	2:25.460
2	1:54.870	31.338	41.043	42.489	123.3	4:20.330
3	1:54.695	31.853	40.348	42.494	123.4	6:15.025
4	1:53.484	30.845	40.212	42.427	124.8	8:08.509
5	1:55.147	30.599	42.043	42.505	123.0	10:03.656
6	4:22.009B	31.728	42.131	<u>3:08.150</u>	54.0	14:25.665
7	2:08.619	<u>42.512</u>	43.172	42.935	110.1	16:34.284
8	1:52.810	30.681	40.285	41.844	125.5	18:27.094
9	1:51.699	30.546	39.592	41.561	126.8	20:18.793
10	1:51.732	30.428	39.692	41.612	126.7	22:10.525
11	1:52.619	30.340	40.945	41.334	125.7	24:03.144
12	1:51.581	30.200	39.837	41.544	126.9	25:54.725
13	1:52.218	30.380	39.836	42.002	126.2	27:46.943





PreMoto3-Promo3 CAMPEONATO DE ESPAÑA DE SUPERBIKE Entrenamiento Cronometrado 1

Sector Analysis

Personal Best							Session Best							B Crossing the pit lane															
Lap	Time	Sector 1	Sector 2	Sector 3	Kph	Elapsed	Lap	Time	Sector 1	Sector 2	Sector 3	Kph	Elapsed	Lap	Time	Sector 1	Sector 2	Sector 3	Kph	Elapsed									
58 Adrian RODRIGUEZ MARTIN ESP																													
CUNA DE CAMPEONES							MIR RACING																						
1	2:52.657	1:27.648	41.782	43.227	82.0	2:52.657	2	1:55.056	31.835	40.841	42.380	123.1	4:47.713	3	15:53.635	B	31.062	55.383	...	14.8	20:41.348								
4	2:01.135	37.196	41.242	42.697	116.9	22:42.483	5	1:53.691	31.197	40.494	42.000	124.5	24:36.174	6	1:53.422	30.431	40.618	42.373	124.8	26:29.596	7	1:53.977	30.962	40.519	42.496	124.2	28:23.573		
8	1:55.054	31.835	40.451	42.768	123.1	30:18.627																							
71 Ivan BOLAÑO HERNANDEZ ESP																													
MIGUEL OLIVEIRA-FUN CLUB							BEON																						
1	2:53.759	1:27.983	42.472	43.304	81.5	2:53.759	2	1:55.345	31.175	41.716	42.454	122.8	4:49.104	3	1:53.635	30.771	40.154	42.710	124.6	6:42.739	4	1:52.955	30.539	40.078	42.338	125.3	8:35.694		
5	1:53.645	30.518	40.036	43.091	124.6	10:29.339	6	8:48.560	B	32.629	43.595	7:32.336	26.8	19:17.899	7	2:03.761	38.619	41.687	43.455	114.4	21:21.660	8	1:53.121	30.515	40.179	42.427	125.2	23:14.781	
9	1:52.982	30.421	40.078	42.483	125.3	25:07.763	10	1:52.268	30.467	39.888	41.913	126.1	27:00.031	11	1:52.694	30.339	39.873	42.482	125.6	28:52.725	12	1:51.532	30.134	39.702	41.696	126.9	30:44.257		
73 Nuno Gonçalo RIBEIRO POR																													
LOUSAESTRADAS							BEON																						
1	2:37.288	1:10.255	42.949	44.084	90.0	2:37.288	2	1:54.968	31.017	41.060	42.891	123.2	4:32.256	3	1:54.698	30.790	40.878	43.030	123.4	6:26.954	4	1:56.742	33.310	40.934	42.498	121.3	8:23.696		
5	1:53.437	30.713	40.297	42.427	124.8	10:17.133	6	1:53.401	30.604	40.527	42.270	124.9	12:10.534	7	1:53.941	30.678	40.802	42.461	124.3	14:04.475	8	1:53.389	30.611	40.360	42.418	124.9	15:57.864		
9	1:53.495	30.649	40.348	42.498	124.8	17:51.359	10	3:56.108	B	34.555	46.731	2:34.822	60.0	21:47.467	11	2:08.720	43.574	41.829	43.317	110.0	23:56.187	12	1:56.265	31.702	41.100	43.463	121.8	25:52.452	
74 Carter BROWN GBR																													
CUNA DE CAMPEONES							MIR RACING																						
1	2:42.959	1:14.070	43.747	45.142	86.9	2:42.959	2	1:59.010	32.555	42.274	44.181	119.0	4:41.969	3	1:58.027	32.351	41.614	44.062	120.0	6:39.996	4	1:57.754	32.401	41.628	43.725	120.2	8:37.750		
5	2:37.171	B	32.504	41.873	1:22.794	90.1	11:14.921	6	2:08.762	39.183	42.994	46.585	110.0	13:23.683	7	3:54.040	B	32.848	43.524	2:37.668	60.5	17:17.723	8	2:10.701	43.038	42.364	45.299	108.3	19:28.424
9	1:58.270	32.512	41.844	43.914	119.7	21:26.694	10	1:58.173	32.319	41.568	44.286	119.8	23:24.867	11	1:58.955	32.939	42.114	43.902	119.0	25:23.822									
77 Joel ESTEBAN RUIZ ESP																													
IGAXTEAM							BEON																						
1	2:30.666	1:05.770	42.090	42.806	94.0	2:30.666	2	1:50.431	29.784	39.576	41.071	128.2	4:21.097	3	1:49.930	29.869	38.913	41.148	128.8	6:11.027	4	1:49.362	29.554	38.825	40.983	129.5	8:00.389		
5	1:49.648	29.554	38.992	41.132	129.1	9:50.037	6	1:49.794	29.640	39.011	41.143	129.0	11:39.831	7	1:49.994	29.673	39.251	41.070	128.7	13:29.825	8	6:43.901	B	29.839	40.585	5:33.477	35.1	20:13.726	
9	1:57.484	36.633	39.303	41.548	120.5	22:11.210	10	1:51.319	30.345	39.810	41.164	127.2	24:02.529	11	1:50.242	29.838	39.234	41.170	128.4	25:52.771	12	1:50.400	29.737	39.156	41.507	128.2	27:43.171		
13	1:50.516	29.968	39.337	41.211	128.1	29:33.687	14	1:50.270	29.875	39.123	41.272	128.4	31:23.957																
82 Alex GOURDON RAFAEL ESP																													
CUNA DE CAMPEONES							MIR RACING																						
1	2:55.459	1:20.142	48.518	46.799	80.7	2:55.459	2	2:02.255	34.050	43.377	44.828	115.8	4:57.714	3	1:59.077	32.180	42.237	44.660	118.9	6:56.791	4	16:27.640	B	32.183	...	14.3	23:24.431		
5	2:09.774	42.820	42.428	44.526	109.1	25:34.205	6	1:58.608	32.155	41.711	44.742	119.4	27:32.813	7	1:59.222	32.590	42.408	44.224	118.8	29:32.035	8	1:57.636	32.256	41.479	43.901	120.4	31:29.671		
83 Theo GOURDON RAFAEL ESP																													
CUNA DE CAMPEONES							MIR RACING																						
1	2:59.761	1:20.400	49.927	49.434	78.8	2:59.761	2	1:59.694	33.492	42.034	44.168	118.3	4:59.455	3	1:57.968	32.524	41.463	43.981	120.0	6:57.423	4	15:58.746	B	32.025	1:18.431	...	14.8	22:56.169	
5	2:12.902	44.849	43.085	44.968	106.5	25:09.071	6	1:58.996	32.608	42.307	44.081	119.0	27:08.067																
85 Jose Luis ARMARIO ROMERO ESP																													
GM FUEL - VRC TEAM							BEON																						
1	2:17.505	47.904	46.355	43.246	103.0	2:17.505	2	1:53.316	30.543	40.390	42.383	124.9	4:10.821	3	1:56.180	32.936	40.701	42.543	121.9	6:07.001	4	1:52.800	30.402	40.233	42.165	125.5	7:59.801		
5	6:41.124	B	30.365	40.876	5:29.883	35.3	14:40.925	6	2:12.087	44.170	43.666	44.251	107.2	16:53.012	7	1:53.256	30.616	40.427	42.213	125.0	18:46.268	8	1:52.258	30.338	40.168	41.752	126.1	20:38.526	
9	2:01.095	34.814	43.901	42.380	116.9	22:39.621	10	1:57.811	32.927	42.305	42.579	120.2	24:37.432	11	1:52.616	30.414	40.323	41.879	125.7	26:30.048	12	1:54.466	30.906	40.748	42.812	123.7	28:24.514		
13	1:52.566	30.356	40.360	41.850	125.8	30:17.080																							





PreMoto3-Promo3

CAMPEONATO DE ESPAÑA DE SUPERBIKE

Entrenamiento Cronometrado 1

Sector Analysis

■ Personal Best
 ■ Session Best
 B Crossing the pit lane

Lap	Time	Sector 1	Sector 2	Sector 3	Kph	Elapsed	Lap	Time	Sector 1	Sector 2	Sector 3	Kph	Elapsed	
87	Safron Joan WHATLEY GBR													
	CUNA DE CAMPEONES MIR RACING													
1	3:08.191	1:32.474	47.377	48.340	75.2	3:08.191								
2	2:10.246	37.141	45.862	47.243	108.7	5:18.437								
3	2:08.800	35.382	46.324	47.094	109.9	7:27.237								
4	2:09.192	35.767	45.919	47.506	109.6	9:36.429								
5	2:08.643	36.045	45.555	47.043	110.1	11:45.072								
6	4:43.917 B	37.153	46.234	3:20.530	49.9	16:28.989								
7	2:26.690	50.452	47.802	48.436	96.5	18:55.679								
8	2:10.583	36.548	46.710	47.325	108.4	21:06.262								
9	2:08.412	35.343	45.180	47.889	110.3	23:14.674								
10	2:07.257	35.595	45.046	46.616	111.3	25:21.931								
11	2:06.451	35.703	43.913	46.835	112.0	27:28.382								
12	2:06.071	35.848	44.352	45.871	112.3	29:34.453								



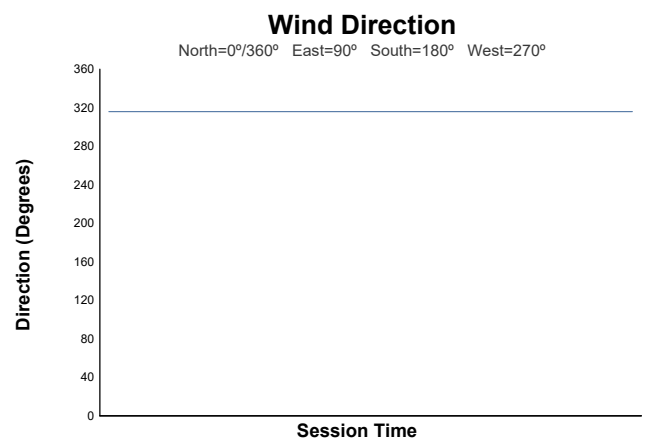
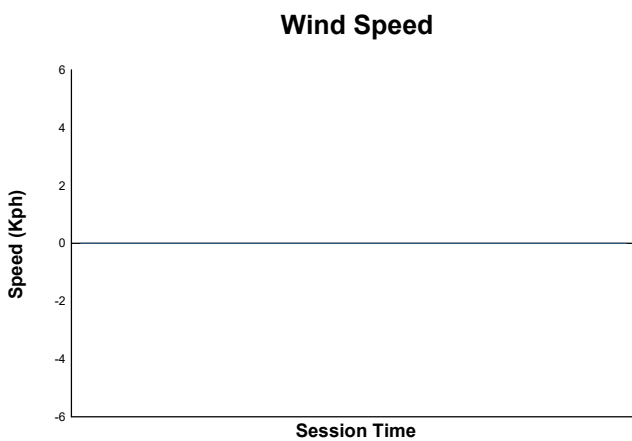
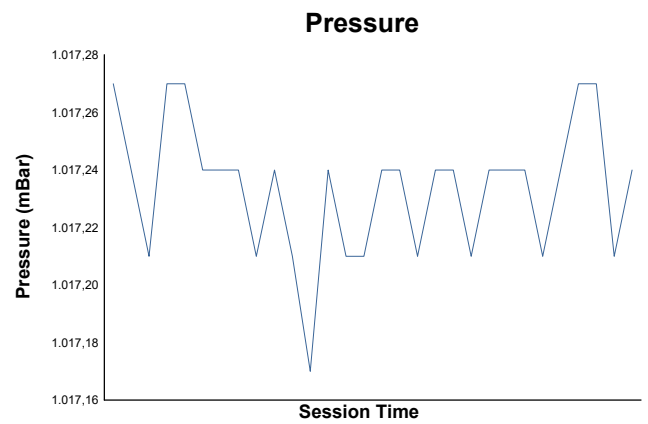
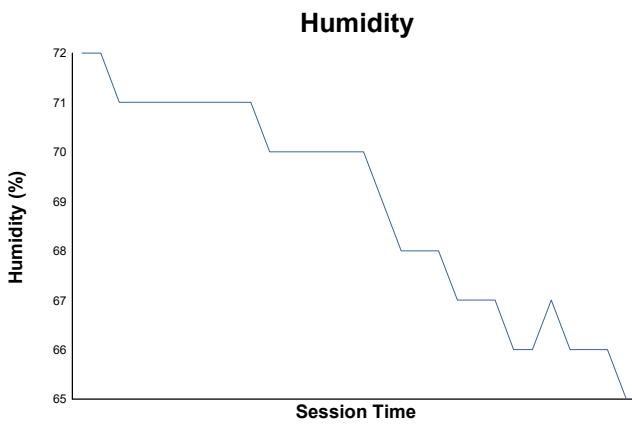
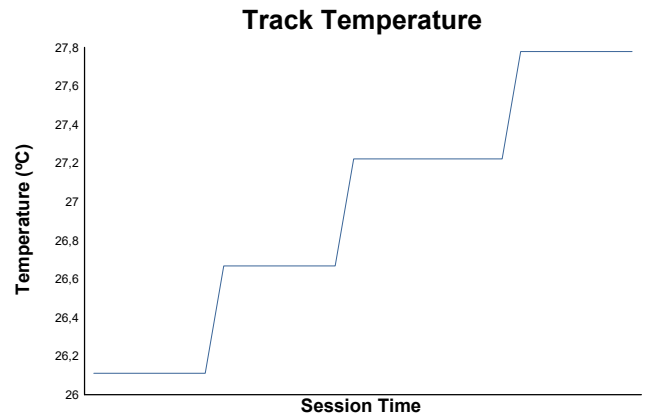
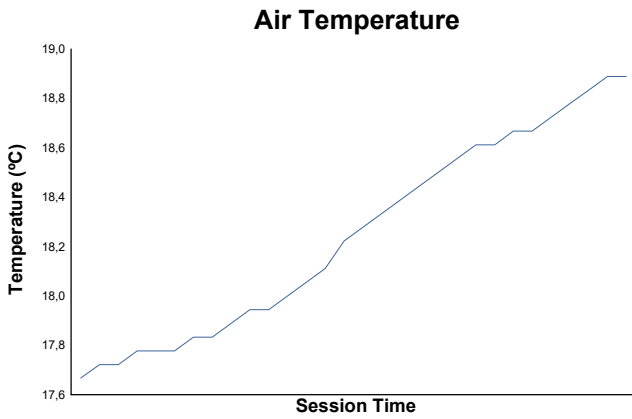


CAMPEONATO DE ESPAÑA DE SUPERBIKE

PreMoto3-Promo3

Entrenamiento Cronometrado 1

Weather Report



Track Status: **DRY**

