



Moto4

CAMPEONATO DE ESPAÑA DE SUPERBIKE

Warm-up

Classification


No	Rider	Nat	Team	Bike	Tires	Cl.	Time	Lap	Total	Gap	Kph
1	28 Maximo MARTINEZ QUILES	ESP	GASSS RACING TEAM	BEON	BRIDGES	Moto4	1:55.929	4	4	-	122.1
2	19 Pol SOLA FLORENSA	ESP	SCHOOL TEAM MONLAU REPSOL	BEON	BRIDGES	Moto4	1:57.304	5	5	+1.375	120.7
3	21 Ruche MOODLEY	RSA	SMC RACING TIME ROTEK	ROTEK	BRIDGES	Moto4	1:58.802	4	5	+2.873	119.2
4	16 Uriel HIDALGO MIMBRERO	ESP	XCTECH	BEON	BRIDGES	Moto4	1:58.842	4	5	+2.913	119.1
5	12 Adriano DONOSO RODRIGO	ESP	HMA LLINSUAL BLUMAQ	BEON	BRIDGES	Moto4	1:59.063	5	5	+3.134	118.9
6	4 David GARCIA ALMANSA	ESP	MRE TALENT	CORSE	BRIDGES	Moto4	1:59.160	5	5	+3.231	118.8
7	27 Rico SALMELA	FIN	LLINSUAL HMA RACING	BEON	BRIDGES	Moto4	1:59.198	5	5	+3.269	118.8
8	47 Antonio TORRES DOMINGUEZ	ESP	JEREZ ANDALUCIA MOTOR TALENT	BEON	BRIDGES	Moto4	1:59.283	4	5	+3.354	118.7
9	51 Brian URIARTE DIEGO	ESP	SCHOOL TEAM MONLAU REPSOL	BEON	BRIDGES	Moto4	1:59.287	5	5	+3.358	118.7
10	11 Jesus TORRES CABRERA	ESP	HMA LLINSUAL BLUMAQ	BEON	BRIDGES	Moto4	1:59.313	4	5	+3.384	118.7
11	25 Gonzalo PEREZ ALVAREZ	ESP	SCHOOL TEAM MONLAU REPSOL	BEON	BRIDGES	Moto4	1:59.363	5	5	+3.434	118.6
12	31 Max SANCHEZ QUESADA	ESP	TEAM BOX 64 TECHNOLOGY	BEON	BRIDGES	Moto4	1:59.594	5	5	+3.665	118.4
13	34 Eitan Gabriel GRAS CORDON	URU	VHC AUSTIN RACE	CORSE	BRIDGES	Moto4	1:59.703	5	5	+3.774	118.3
14	69 Fernando BUJOSA GARCIA	ESP	MNL	MIR RACING	BRIDGES	Moto4	1:59.720	5	5	+3.791	118.3
15	43 Amanuel David BRINTON	ESP	IGAXTEAM	BEON	BRIDGES	Moto4	1:59.726	5	5	+3.797	118.3
16	26 Jose Manuel OSUNA SAEZ	ESP	JEREZ ANDALUCIA MOTOR TALENT	BEON	BRIDGES	Moto4	1:59.796	5	5	+3.867	118.2
17	45 Alex LONGARELA MONTES	ESP	IGAXTEAM	BEON	BRIDGES	Moto4	1:59.982	3	5	+4.053	118.0
18	20 Pau ALSINA SANCHEZ	ESP	PROMOTO SPORT TEAM	BEON	BRIDGES	Moto4	2:00.090	4	5	+4.161	117.9
19	10 Afonso DUARTE DE ALMEIDA	POR	MIGUEL OLIVEIRA-FUN CLUB	BEON	BRIDGES	Moto4	2:00.345	4	5	+4.416	117.7
20	24 Owen VAN TRIGT	NED	FUERTES TEAM	BEON	BRIDGES	Moto4	2:00.348	3	5	+4.419	117.6
21	82 Valentin PERRONE CANTON	ARG	HAWKERS MIR ARO JUNIOR TEAM	MIR RACING	BRIDGES	Moto4	2:01.519	3	5	+5.590	116.5
22	17 Pedro ALOMAR BOVER	ESP	MRE TALENT	CORSE	BRIDGES	Moto4	2:02.145	3	5	+6.216	115.9
23	2 Guido CILLA	ITA	SMC RACING TIME ROTEK	ROTEK	BRIDGES	Moto4	2:02.485	3	5	+6.556	115.6
24	38 Eduardo GUTIERREZ COBO	ESP	APEX CARDOSO RACING	BEON	BRIDGES	Moto4	2:02.547	5	5	+6.618	115.5
25	14 Ivan UCEDA LOPEZ	ESP	HAWKERS MIR ARO JUNIOR TEAM	MIR RACING	BRIDGES	Moto4	2:02.616	4	5	+6.687	115.5
26	41 Yvonne CERPA CUELLAR	ESP	SPEED RACING	CORSE	BRIDGES	Moto4	2:02.781	3	5	+6.852	115.3
27	37 Francisco PENALVA MARCO	ESP	TEAM RACING FRANPE	MIR RACING	BRIDGES	Moto4	2:04.156	3	5	+8.227	114.0
28	22 Ben Richard AUSTIN	GBR	AUSTIN RACING&VHC LIQUI MOLY	CORSE	BRIDGES	Moto4	2:04.419	4	5	+8.490	113.8
29	8 Marios FOURTHIOTIS SPYRIDIS	GRE	SMC RACING TIME ROTEK	ROTEK	BRIDGES	Moto4	2:04.454	4	4	+8.525	113.8
30	15 Jules ANDRIEU	FRA	BEON	CORSE	BRIDGES	Moto4	2:08.480	4	5	+12.551	110.2

Fastest Lap: Lap 4 Maximo MARTINEZ QUILES 1:55.929 122.1 Kph

Published at:

Track Status: **DRY**

Director de Carrera:	Jefe de Cronometraje:
----------------------	-----------------------






Moto4

CAMPEONATO DE ESPAÑA DE SUPERBIKE

Warm-up

Best Sector Times

Sector 1			Sector 2			Sector 3			Ideal Lap	Best Lap
Pos	No Rider	Time	No Rider	Time	No Rider	Time	Pos	No Rider		
1	28 M.MARTINEZ QUILES	32.132	28 M.MARTINEZ QUILES	40.577	28 M.MARTINEZ QUILES	43.183	1	28 M.MARTINEZ QUILES	1:55.892	1:55.929 (1)
2	19 P.SOLA FLORENSA	32.553	19 P.SOLA FLORENSA	41.187	19 P.SOLA FLORENSA	43.561	2	19 P.SOLA FLORENSA	1:57.301	1:57.304 (2)
3	16 U.HIDALGO MIMBRERO	32.736	47 A.TORRES DOMINGUEZ	41.573	21 R.MOODLEY	43.952	3	21 R.MOODLEY	1:58.455	1:58.802 (3)
4	21 R.MOODLEY	32.790	43 A.BRINTON	41.623	11 J.TORRES CABRERA	43.955	4	16 U.HIDALGO MIMBRERO	1:58.842	1:58.842 (4)
5	10 A.DUARTE DE ALMEIDA	32.846	69 F.BUJOSA GARCIA	41.643	4 D.GARCIA ALMANSA	44.113	5	11 J.TORRES CABRERA	1:58.895	1:59.313 (10)
6	11 J.TORRES CABRERA	32.860	26 J.OSUNA SAEZ	41.669	12 A.DONOSO RODRIGO	44.157	6	47 A.TORRES DOMINGUEZ	1:58.904	1:59.283 (8)
7	12 A.DONOSO RODRIGO	32.882	21 R.MOODLEY	41.713	25 G.PEREZ ALVAREZ	44.171	7	12 A.DONOSO RODRIGO	1:59.063	1:59.063 (5)
8	43 A.BRINTON	32.909	4 D.GARCIA ALMANSA	41.747	27 R.SALMELA	44.218	8	4 D.GARCIA ALMANSA	1:59.077	1:59.160 (6)
9	45 A.LONGARELA MONTES	32.917	16 U.HIDALGO MIMBRERO	41.786	51 B.URIARTE DIEGO	44.244	9	27 R.SALMELA	1:59.077	1:59.198 (7)
10	27 R.SALMELA	32.932	51 B.URIARTE DIEGO	41.846	34 E.GRAS CORDON	44.261	10	25 G.PEREZ ALVAREZ	1:59.123	1:59.363 (11)
11	47 A.TORRES DOMINGUEZ	33.008	25 G.PEREZ ALVAREZ	41.871	16 U.HIDALGO MIMBRERO	44.320	11	51 B.URIARTE DIEGO	1:59.227	1:59.287 (9)
12	25 G.PEREZ ALVAREZ	33.081	27 R.SALMELA	41.927	47 A.TORRES DOMINGUEZ	44.323	12	43 A.BRINTON	1:59.261	1:59.726 (15)
13	31 M.SANCHEZ QUESADA	33.131	12 A.DONOSO RODRIGO	42.024	31 M.SANCHEZ QUESADA	44.332	13	69 F.BUJOSA GARCIA	1:59.530	1:59.720 (14)
14	51 B.URIARTE DIEGO	33.137	34 E.GRAS CORDON	42.051	26 J.OSUNA SAEZ	44.554	14	26 J.OSUNA SAEZ	1:59.546	1:59.796 (16)
15	4 D.GARCIA ALMANSA	33.217	11 J.TORRES CABRERA	42.080	69 F.BUJOSA GARCIA	44.568	15	34 E.GRAS CORDON	1:59.562	1:59.703 (13)
16	34 E.GRAS CORDON	33.250	31 M.SANCHEZ QUESADA	42.131	24 O.VAN TRIGT	44.569	16	31 M.SANCHEZ QUESADA	1:59.594	1:59.594 (12)
17	20 P.ALSINA SANCHEZ	33.312	20 P.ALSINA SANCHEZ	42.151	45 A.LONGARELA MONTES	44.621	17	45 A.LONGARELA MONTES	1:59.736	1:59.982 (17)
18	69 F.BUJOSA GARCIA	33.319	45 A.LONGARELA MONTES	42.198	20 P.ALSINA SANCHEZ	44.627	18	20 P.ALSINA SANCHEZ	2:00.090	2:00.090 (18)
19	26 J.OSUNA SAEZ	33.323	24 O.VAN TRIGT	42.264	43 A.BRINTON	44.729	19	10 A.DUARTE DE ALMEIDA	2:00.186	2:00.345 (19)
20	24 O.VAN TRIGT	33.422	10 A.DUARTE DE ALMEIDA	42.328	10 A.DUARTE DE ALMEIDA	45.012	20	24 O.VAN TRIGT	2:00.255	2:00.348 (20)
21	82 V.PERRONE CANTON	33.598	82 V.PERRONE CANTON	42.551	82 V.PERRONE CANTON	45.166	21	82 V.PERRONE CANTON	2:01.315	2:01.519 (21)
22	17 P.ALOMAR BOVER	33.649	17 P.ALOMAR BOVER	42.971	17 P.ALOMAR BOVER	45.331	22	17 P.ALOMAR BOVER	2:01.951	2:02.145 (22)
23	14 I.UCEDA LOPEZ	33.668	41 Y.CERPA CUELLAR	43.018	2 G.CILLA	45.426	23	2 G.CILLA	2:02.479	2:02.485 (23)
24	38 E.GUTIERREZ COBO	33.837	38 E.GUTIERREZ COBO	43.020	41 Y.CERPA CUELLAR	45.564	24	14 I.UCEDA LOPEZ	2:02.503	2:02.616 (25)
25	37 F.PENALVA MARCO	33.846	2 G.CILLA	43.046	38 E.GUTIERREZ COBO	45.690	25	38 E.GUTIERREZ COBO	2:02.547	2:02.547 (24)
26	2 G.CILLA	34.007	14 I.UCEDA LOPEZ	43.071	8 M.FOURTHIOTIS SPYRIDON	45.755	26	41 Y.CERPA CUELLAR	2:02.621	2:02.781 (26)
27	41 Y.CERPA CUELLAR	34.039	37 F.PENALVA MARCO	43.534	14 I.UCEDA LOPEZ	45.764	27	37 F.PENALVA MARCO	2:03.592	2:04.156 (27)
28	22 B.AUSTIN	34.203	22 B.AUSTIN	43.610	37 F.PENALVA MARCO	46.212	28	22 B.AUSTIN	2:04.029	2:04.419 (28)
29	8 M.FOURTHIOTIS SPYRIDON	34.893	8 M.FOURTHIOTIS SPYRIDON	43.806	22 B.AUSTIN	46.216	29	8 M.FOURTHIOTIS SPYRIDON	2:04.454	2:04.454 (29)
30	15 J.ANDRIEU	35.318	15 J.ANDRIEU	44.885	15 J.ANDRIEU	47.376	30	15 J.ANDRIEU	2:07.579	2:08.480 (30)

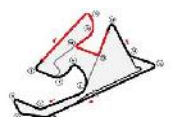




Moto4
CAMPEONATO DE ESPAÑA DE SUPERBIKE
Warm-up

Fastest Lap Sequence

Elapsed	No	Rider	Team	Bike	Class	Time	Kph	Lap
4:20.796	69	Fernando BUJOSA GARCIA	MNL	MIR RACING	Moto4	2:02.836	115.3	2
4:24.280	47	Antonio TORRES DOMINGUEZ	JEREZ ANDALUCIA MOTOR TALENT		Moto4	2:00.723	117.3	2
4:29.759	20	Pau ALSINA SANCHEZ	PROMOTO SPORT TEAM		Moto4	2:00.570	117.4	2
5:25.931	28	Maximo MARTINEZ QUILES	GASSS RACING TEAM	BEON	Moto4	2:00.462	117.5	2
6:23.726	47	Antonio TORRES DOMINGUEZ	JEREZ ANDALUCIA MOTOR TALENT		Moto4	1:59.446	118.5	3
6:43.786	11	Jesus TORRES CABRERA	HMA LLINSUAL BLUMAQ	BEON	Moto4	1:59.408	118.6	3
7:22.244	28	Maximo MARTINEZ QUILES	GASSS RACING TEAM	BEON	Moto4	1:56.313	121.7	3
9:18.173	28	Maximo MARTINEZ QUILES	GASSS RACING TEAM	BEON	Moto4	1:55.929	122.1	4





Moto4

CAMPEONATO DE ESPAÑA DE SUPERBIKE

Warm-up

Sector Analysis

_ Invalidated Lap							■ Personal Best							■ Session Best							B Crossing the pit lane						
Lap	Time	Sector 1	Sector 2	Sector 3	T.Sp	Elapsed	Lap	Time	Sector 1	Sector 2	Sector 3	T.Sp	Elapsed	Lap	Time	Sector 1	Sector 2	Sector 3	T.Sp	Elapsed	Lap	Time	Sector 1	Sector 2	Sector 3	T.Sp	Elapsed
2	Guido CILLA						ITA	15	Jules ANDRIEU						FRA												
SMC RACING TIME ROTEK							CORSE							ROTEK													
1	2:46.504	1:14.306	45.873	46.325	129.0	2:46.504	1	2:30.438	54.053	47.430	48.955	128.0	2:30.438														
2	2:03.238	34.211	43.501	45.526	165.1	4:49.742	2	2:09.185	35.473	45.800	47.912	160.7	4:39.623														
3	2:02.485	34.013	43.046	45.426	163.4	6:52.227	3	2:09.130	35.318	45.654	48.158	160.2	6:48.753														
4	2:04.619	34.007	43.841	46.771	162.9	8:56.846	4	2:08.480	35.489	45.615	47.376	160.5	8:57.233														
5	2:03.057	34.123	43.332	45.602	161.9	10:59.903	5	2:08.755	35.350	44.885	48.520	160.5	11:05.988														
4	David GARCIA ALMANSA						ESP	16	Uriel HIDALGO MIMBRERO						ESP												
MRE TALENT							XCTECH							BEON													
1	2:59.337	1:29.569	44.093	45.675	133.8	2:59.337	1	2:45.381	1:15.483	44.085	45.813	130.6	2:45.381														
2	2:01.213	33.679	42.794	44.740	162.4	5:00.550	2	2:00.670	33.366	42.355	44.949	164.4	4:46.051														
3	2:01.009	33.217	42.937	44.855	164.1	7:01.559	3	1:59.745	33.072	41.838	44.835	166.9	6:45.796														
4	2:00.102	33.433	42.118	44.551	162.2	9:01.661	4	1:58.842	32.736	41.786	44.320	170.1	8:44.638														
5	1:59.160	33.300	41.747	44.113	163.6	11:00.821	5	2:00.331	33.363	42.496	44.472	171.4	10:44.969														
8	Marios FOURTHIOTIS SPYRIDON						GRE	17	Pedro ALOMAR BOVER						ESP												
SMC RACING TIME ROTEK							MRE TALENT							CORSE													
1	3:05.697	1:31.870	46.236	47.591	122.6	3:05.697	1	2:54.830	1:22.071	45.280	47.479	133.2	2:54.830														
2	3:23.279	35.251	45.169	2:02.859	156.7	6:28.976	2	2:07.106	37.239	44.306	45.561	163.4	5:01.936														
3	2:11.653	40.633	44.419	46.601	119.2	8:40.629	3	2:02.145	33.649	43.165	45.331	164.1	7:04.081														
4	2:04.454	34.893	43.806	45.755	159.5	10:45.083	4	2:02.980	33.989	43.338	45.653	163.9	9:07.061														
5							5	2:02.248	33.751	42.971	45.526	162.2	11:09.309														
10	Afonso DUARTE DE ALMEIDA						POR	19	Poi SOLA FLORENSA						ESP												
MIGUEL OLIVEIRA-FUN CLUB							SCHOOL TEAM MONLAU REPSOL							BEON													
1	3:15.350	1:44.774	44.496	46.080	137.6	3:15.350	1	3:23.961	1:53.185	44.913	45.863	130.4	3:23.961														
2	2:02.641	33.694	43.278	45.669	165.9	5:17.991	2	2:04.784	33.485	46.519	44.780	165.1	5:28.745														
3	2:00.834	33.403	42.328	45.103	168.0	7:18.825	3	1:58.840	33.239	41.839	43.762	171.4	7:27.585														
4	2:00.345	32.846	42.371	45.128	169.3	9:19.170	4	1:57.812	32.553	41.393	43.866	169.0	9:25.397														
5	2:02.321	33.109	44.200	45.012	170.1	11:21.491	5	1:57.304	32.556	41.187	43.561	168.2	11:22.701														
11	Jesus TORRES CABRERA						ESP	20	Pau ALSINA SANCHEZ						ESP												
HMA LLINSUAL BLUMAQ							PROMOTO SPORT TEAM																				
1	2:43.374	1:11.242	46.648	45.484	122.0	2:43.374	1	2:29.189	59.540	43.931	45.718	133.2	2:29.189														
2	2:01.004	33.719	42.727	44.558	166.2	4:44.378	2	2:00.570	33.418	42.380	44.772	165.9	4:29.759														
3	1:59.408	32.860	42.080	44.468	169.0	6:43.786	3	2:01.379	33.996	42.339	45.044	167.7	6:31.138														
4	1:59.313	32.999	42.107	44.207	170.1	8:43.099	4	2:00.090	33.312	42.151	44.627	166.2	8:31.228														
5	1:59.425	33.365	42.105	43.955	167.2	10:42.524	5	2:00.651	33.454	42.317	44.880	163.1	10:31.879														
12	Adriano DONOSO RODRIGO						ESP	21	Ruche MOODLEY						RSA												
HMA LLINSUAL BLUMAQ							SMC RACING TIME ROTEK							ROTEK													
1	2:43.362	1:11.412	46.229	45.721	119.6	2:43.362	1	2:43.603	1:12.572	45.631	45.400	133.3	2:43.603														
2	2:00.931	33.423	42.764	44.744	169.8	4:44.293	2	2:01.211	33.737	42.699	44.775	167.7	4:44.814														
3	1:59.642	33.076	42.372	44.194	166.4	6:43.935	3	2:00.186	33.055	42.840	44.291	170.6	6:45.000														
4	1:59.379	32.992	42.103	44.284	169.5	8:43.314	4	1:58.802	32.790	41.713	44.299	171.2	8:43.802														
5	1:59.063	32.882	42.024	44.157	170.6	10:42.377	5	1:59.003	32.897	42.154	43.952	172.8	10:42.805														
14	Ivan UCEDA LOPEZ						ESP	22	Ben Richard AUSTIN						GBR												
HAWKERS MIR ARO JUNIOR TEAM							AUSTIN RACING&VHC LIQUI MOLY							CORSE													
1	2:54.415	1:20.475	46.483	47.457	131.9	2:54.415	1	2:21.834	48.830	45.859	47.145	133.0	2:21.834														
2	2:04.889	34.670	44.120	46.099	161.9	4:59.304	2	2:06.009	34.990	44.448	46.571	161.2	4:27.843														
3	2:03.695	34.349	43.582	45.764	161.4	7:02.999	3	2:04.526	34.700	43.610	46.216	162.2	6:32.369														
4	2:02.616	33.668	43.071	45.877	170.9	9:05.615	4	2:04.419	34.203	43.898	46.318	164.4	8:36.788														
5	2:03.479	34.158	43.383	45.938	162.9	11:09.094	5	2:05.519	34.480	44.124	46.915	162.9	10:42.307														

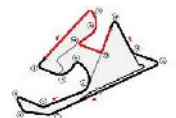




Moto4 CAMPEONATO DE ESPAÑA DE SUPERBIKE Warm-up

Sector Analysis

Lap	Time	Sector 1	Sector 2	Sector 3	T.Sp	Elapsed	Lap	Time	Sector 1	Sector 2	Sector 3	T.Sp	Elapsed	
24	Owen VAN TRIGT FUERTES TEAM						NED BEON							
1	2:30.558	1:00.697	43.710	46.151	137.6	2:30.558								
2	2:01.948	33.668	43.083	45.197	171.2	4:32.506								
3	2:00.348	33.515	42.264	44.569	169.0	6:32.854								
4	2:01.089	33.422	42.418	45.249	171.2	8:33.943								
5	<u>2:01.235</u>	33.538	42.454	45.243	166.2	10:35.178								
25	Gonzalo PEREZ ALVAREZ SCHOOL TEAM MONLAU REPSOL						ESP BEON							
1	3:23.981	1:49.814	46.540	47.627	131.9	3:23.981								
2	2:05.233	33.878	45.525	45.830	164.4	5:29.214								
3	1:59.706	33.081	42.019	44.606	168.5	7:28.920								
4	1:59.383	33.245	41.871	44.267	166.4	9:28.303								
5	1:59.363	33.286	41.906	44.171	165.4	11:27.666								
26	Jose Manuel OSUNA SAEZ JEREZ ANDALUCIA MOTOR TALEN						ESP							
1	2:27.490	56.830	44.586	46.074	131.7	2:27.490								
2	2:00.781	33.655	42.010	45.116	164.6	4:28.271								
3	2:00.493	33.323	42.016	45.154	169.3	6:28.764								
4	2:00.105	33.737	41.669	44.699	162.2	8:28.869								
5	1:59.796	33.454	41.788	44.554	164.6	10:28.665								
27	Rico SALMELA LLINSUAL HMA RACING						FIN BEON							
1	2:43.235	1:11.367	45.954	45.914	120.3	2:43.235								
2	2:01.054	33.453	42.659	44.942	167.4	4:44.289								
3	1:59.480	33.266	41.996	44.218	163.9	6:43.769								
4	1:59.370	32.932	41.964	44.474	169.0	8:43.139								
5	1:59.198	32.956	41.927	44.315	167.7	10:42.337								
28	Maximo MARTINEZ QUILES GASSS RACING TEAM						ESP BEON							
1	3:25.469	1:52.617	46.232	46.620	137.4	3:25.469								
2	2:00.462	35.194	41.642	43.626	171.2	5:25.931								
3	1:56.313	32.132	40.749	43.432	172.0	7:22.244								
4	1:55.929	32.169	40.577	43.183	171.4	9:18.173								
31	Max SANCHEZ QUESADA TEAM BOX 64 TECHNOLOGY						ESP							
1	2:30.077	59.899	43.857	46.321	135.2	2:30.077								
2	2:02.083	33.356	42.733	45.994	164.4	4:32.160								
3	2:00.652	33.604	42.254	44.794	163.4	6:32.812								
4	<u>2:12.771</u>	41.119	47.007	44.645	169.3	8:45.583								
5	1:59.594	33.131	42.131	44.332	169.3	10:45.177								
34	Eitan Gabriel GRAS CORDON VHC AUSTIN RACE						URU CORSE							
1	2:27.473	56.998	44.917	45.558	128.1	2:27.473								
2	2:00.804	33.838	42.168	44.798	163.1	4:28.277								
3	2:00.454	33.501	42.051	44.902	167.4	6:28.731								
4	2:00.216	33.661	42.179	44.376	161.9	8:28.947								
5	1:59.703	33.250	42.192	44.261	165.9	10:28.650								
37	Francisco PENALVA MARCO TEAM RACING FRANPE						ESP MIR RACING							
1	2:26.703	53.389	45.600	47.714	123.6	2:26.703								
2	2:06.029	34.945	44.200	46.884	158.8	4:32.732								
3	2:04.156	33.846	43.706	46.604	163.9	6:36.888								
4	2:04.318	34.572	43.534	46.212	161.4	8:41.206								
5	<u>2:07.292</u>	37.181	43.753	46.358	163.6	10:48.498								
38	Eduardo GUTIERREZ COBO APEX CARDOSO RACING						ESP							
1	2:31.914	1:01.006	44.438	46.470	130.0	2:31.914								
2	2:04.542	34.437	43.847	46.258	163.4	4:36.456								
3	2:03.837	34.237	43.439	46.161	162.9	6:40.293								
4	2:03.733	34.297	43.706	45.730	161.9	8:44.026								
5	2:02.547	33.837	43.020	45.690	173.6	10:46.573								
41	Yvonne CERPA CUELLAR SPEED RACING						ESP CORSE							
1	2:46.062	1:12.395	46.651	47.016	131.1	2:46.062								
2	2:04.605	34.204	44.395	46.006	162.4	4:50.667								
3	2:02.781	34.081	43.136	45.564	162.9	6:53.448								
4	2:04.138	34.039	43.425	46.674	162.7	8:57.586								
5	2:02.887	34.209	43.018	45.660	164.9	11:00.473								
43	Amanuel David BRINTON IGAXTEAM						ESP BEON							
1	3:15.884	1:44.396	45.569	45.919	139.2	3:15.884								
2	2:02.205	33.585	43.533	45.087	171.7	5:18.089								
3	2:00.030	33.013	42.288	44.729	170.1	7:18.119								
4	2:00.360	32.909	42.436	45.015	170.3	9:18.479								
5	1:59.726	33.181	41.623	44.922	173.6	11:18.205								
45	Alex LONGARELA MONTES IGAXTEAM						ESP BEON							
1	3:15.774	1:45.879	44.010	45.885	136.0	3:15.774								
2	2:00.889	33.337	42.931	44.621	173.1	5:16.663								
3	1:59.982	33.000	42.198	44.784	167.7	7:16.645								
4	2:01.661	34.139	42.813	44.709	167.7	9:18.306								
5	2:00.402	32.917	42.496	44.989	168.2	11:18.708								
47	Antonio TORRES DOMINGUEZ JEREZ ANDALUCIA MOTOR TALEN						ESP							
1	2:23.557	54.187	43.636	45.734	130.8	2:23.557								
2	2:00.723	33.649	41.918	45.156	163.9	4:24.280								
3	1:59.446	33.321	41.747	44.378	164.1	6:23.726								
4	1:59.283	33.008	41.577	44.698	166.2	8:23.009								
5	1:59.302	33.406	41.573	44.323	162.9	10:22.311								
51	Brian URIARTE DIEGO SCHOOL TEAM MONLAU REPSOL						ESP BEON							
1	3:24.114	1:49.566	46.603	47.945	133.3	3:24.114								
2	2:04.145	35.171	44.084	44.890	164.9	5:28.259								
3	2:00.618	33.912	42.437	44.269	166.2	7:28.877								
4	1:59.409	33.188	41.846	44.375	167.2	9:28.286								
5	1:59.287	33.137	41.906	44.244	166.7	11:27.573								





Moto4

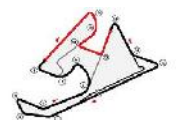
CAMPEONATO DE ESPAÑA DE SUPERBIKE

Warm-up

Sector Analysis

— Invalidated Lap ■ Personal Best ■ Session Best B Crossing the pit lane

Lap	Time	Sector 1	Sector 2	Sector 3	T.Spd	Elapsed	Lap	Time	Sector 1	Sector 2	Sector 3	T.Spd	Elapsed	
69	Fernando BUJOSA GARCIA ESP													
	MNL						MIR RACING							
1	2:17.960	46.018	45.361	46.581	127.2	2:17.960								
2	2:02.836	34.182	42.853	45.801	158.8	4:20.796								
3	2:01.615	33.907	42.396	45.312	160.0	6:22.411								
4	2:00.868	33.618	42.682	44.568	161.0	8:23.279								
5	1:59.720	33.319	41.643	44.758	168.7	10:22.999								
82	Valentin PERRONE CANTON ARG													
	HAWKERS MIR ARO JUNIOR TEAM						MIR RACING							
1	2:59.374	1:29.405	44.473	45.496	128.0	2:59.374								
2	2:01.837	33.855	42.816	45.166	159.5	5:01.211								
3	2:01.519	33.598	42.551	45.370	165.6	7:02.730								
4	2:17.665B	34.669	42.641	1:00.355	164.1	9:20.395								
5	2:12.574	44.377	42.808	45.389	80.1	11:32.969								

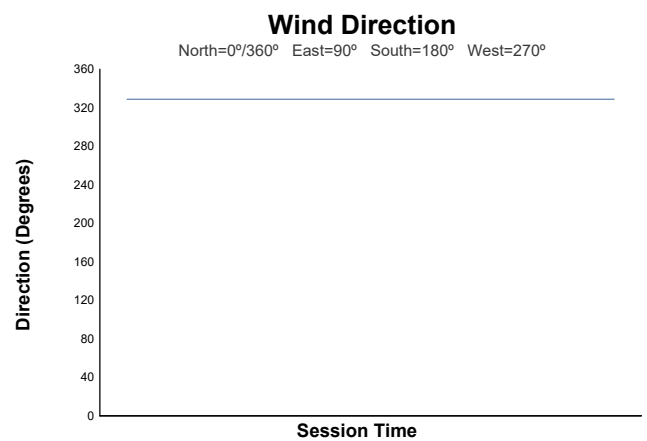
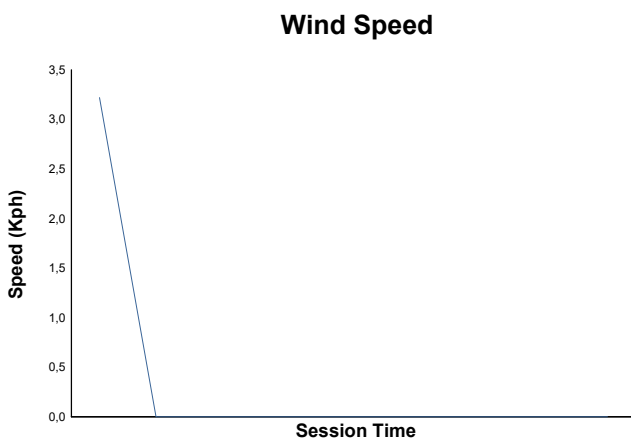
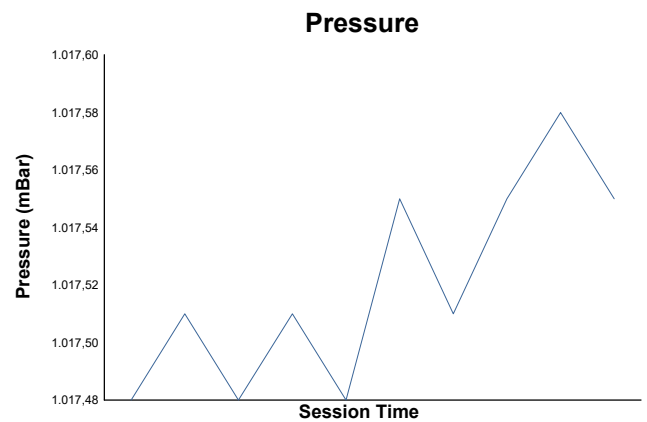
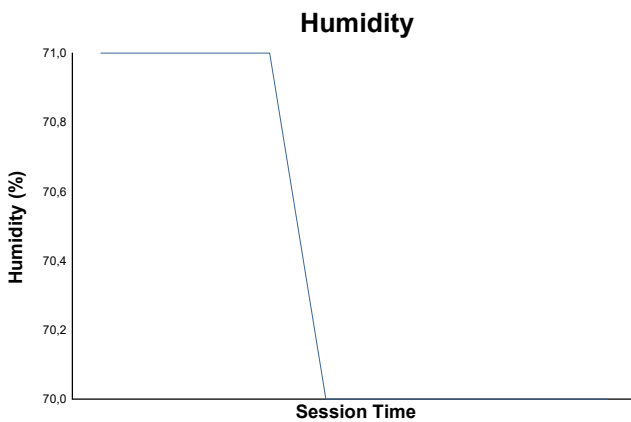
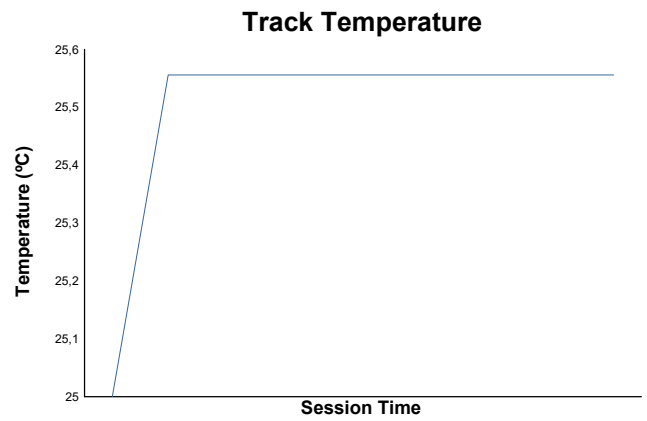
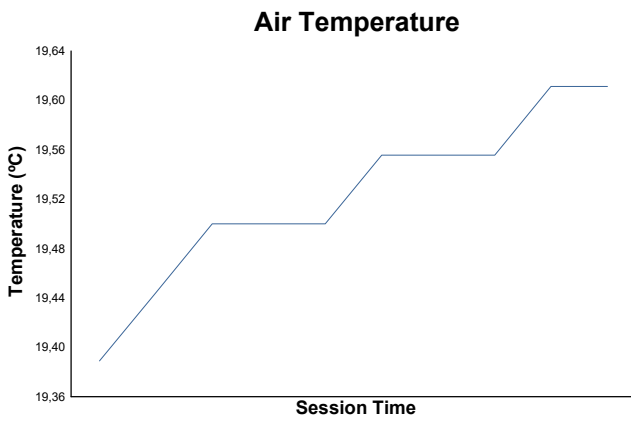




CAMPEONATO DE ESPAÑA DE SUPERBIKE

Moto4
Warm-up

Weather Report



Track Status: **DRY**

