

Moto4

CAMPEONATO DE ESPAÑA DE SUPERBIKE

Entrenamiento Cronometrado

Classification

No	Rider	Nat	Team	Bike	Tires	Cl.	Time	Lap Total	Gap	Kph
1	28 Maximo MARTINEZ QUILES	ESP	GASSS RACING TEAM	BEON	BRIDGES	Moto4	1:56.043	11 12	-	122.0
2	19 Pol SOLA FLORENSA	ESP	SCHOOL TEAM MONLAU REPSOL	BEON	BRIDGES	Moto4	1:57.459	12 12	+1.416	120.5
3	45 Alex LONGARELA MONTES	ESP	IGAXTEAM	BEON	BRIDGES	Moto4	1:57.987	8 15	+1.944	120.0
4	43 Amanuel David BRINTON	ESP	IGAXTEAM	BEON	BRIDGES	Moto4	1:58.368	10 15	+2.325	119.6
5	4 David GARCIA ALMANSA	ESP	MRE TALENT	CORSE	BRIDGES	Moto4	1:58.513	13 15	+2.470	119.5
6	27 Rico SALMELA	FIN	LLINSUAL HMA RACING	BEON	BRIDGES	Moto4	1:58.688	11 15	+2.645	119.3
7	26 Jose Manuel OSUNA SAEZ	ESP	JEREZ ANDALUCIA MOTOR TALENT		BRIDGES	Moto4	1:58.712	9 11	+2.669	119.3
8	51 Brian URIARTE DIEGO	ESP	SCHOOL TEAM MONLAU REPSOL	BEON	BRIDGES	Moto4	1:58.953	7 14	+2.910	119.0
9	69 Fernando BUJOSA GARCIA	ESP	MNL	MIR RACING	BRIDGES	Moto4	1:59.065	13 14	+3.022	118.9
10	31 Max SANCHEZ QUESADA	ESP	TEAM BOX 64 TECHNOLOGY		BRIDGES	Moto4	1:59.191	12 12	+3.148	118.8
11	25 Gonzalo PEREZ ALVAREZ	ESP	SCHOOL TEAM MONLAU REPSOL	BEON	BRIDGES	Moto4	1:59.204	10 14	+3.161	118.8
12	20 Pau ALSINA SANCHEZ	ESP	PROMOTO SPORT TEAM		BRIDGES	Moto4	1:59.220	13 15	+3.177	118.8
13	21 Ruche MOODLEY	RSA	SMC RACING TIME ROTTEK	ROTEK	BRIDGES	Moto4	1:59.304	12 14	+3.261	118.7
14	12 Adriano DONOSO RODRIGO	ESP	HMA LLINSUAL BLUMAQ	BEON	BRIDGES	Moto4	1:59.359	7 12	+3.316	118.6
15	11 Jesus TORRES CABRERA	ESP	HMA LLINSUAL BLUMAQ	BEON	BRIDGES	Moto4	1:59.757	3 4	+3.714	118.2
16	34 Eitan Gabriel GRAS CORDON	URU	VHC AUSTIN RACE	BEON	BRIDGES	Moto4	2:00.286	7 9	+4.243	117.7
17	82 Valentin PERRONE CANTON	ARG	HAWKERS MIR ARO JUNIOR TEAM	MIR RACING	BRIDGES	Moto4	2:00.372	12 14	+4.329	117.6
18	16 Uriel HIDALGO MIMBRERO	ESP	XCTECH	BEON	BRIDGES	Moto4	2:00.601	8 8	+4.558	117.4
19	47 Antonio TORRES DOMINGUEZ	ESP	JEREZ ANDALUCIA MOTOR TALENT		BRIDGES	Moto4	2:01.164	7 7	+5.121	116.9
20	41 Yvonne CERPA CUELLAR	ESP	SPEED RACING	CORSE	BRIDGES	Moto4	2:01.384	10 13	+5.341	116.6
21	24 Owen VAN TRIGT	NED	FUERTES TEAM	BEON	BRIDGES	Moto4	2:01.705	11 14	+5.662	116.3
22	10 Afonso DUARTE DE ALMEIDA	POR	MIGUEL OLIVEIRA-FUN CLUB	BEON	BRIDGES	Moto4	2:01.775	11 11	+5.732	116.3
23	17 Pedro ALOMAR BOVER	ESP	MRE TALENT	CORSE	BRIDGES	Moto4	2:01.922	12 14	+5.879	116.1
24	8 Marios FOURTHIOTIS SPYRIDIS	GRE	SMC RACING TIME ROTTEK	ROTEK	BRIDGES	Moto4	2:01.933	11 14	+5.890	116.1
25	2 Guido CILLA	ITA	SMC RACING TIME ROTTEK	ROTEK	BRIDGES	Moto4	2:02.267	4 14	+6.224	115.8
26	14 Ivan UCEDA LOPEZ	ESP	HAWKERS MIR ARO JUNIOR TEAM	MIR RACING	BRIDGES	Moto4	2:02.973	8 14	+6.930	115.1
27	22 Ben Richard AUSTIN	GBR	AUSTIN RACING&VHC LIQUI MOLY	CORSE	BRIDGES	Moto4	2:03.343	13 13	+7.300	114.8
28	38 Eduardo GUTIERREZ COBO	ESP	APEX CARDOSO RACING		BRIDGES	Moto4	2:06.966	9 9	+10.923	111.5
■ Max. qual. time: 2:13.449										
15	Jules ANDRIEU	FRA		CORSE	BRIDGES	Moto4	2:14.608	3 3		105.2
37	Francisco PENALVA MARCO	ESP	TEAM RACING FRANPE	MIR RACING	BRIDGES	Moto4	3:54.771	2 3		60.3

Fastest Lap: Lap 11 | Maximo MARTINEZ QUILES | 1:56.043 | 122.0 Kph

Track Status: **DRY**

Published at:

Director de Carrera:	Jefe de Cronometraje:
----------------------	-----------------------





Moto4

CAMPEONATO DE ESPAÑA DE SUPERBIKE

Entrenamiento Cronometrado

Best Sector Times

Sector 1		Sector 2		Sector 3		Pos	No Rider	Ideal Lap	Best Lap	
Pos	No Rider	Time	No Rider	Time	No Rider					Time
1	28 M.MARTINEZ QUILES	32.145	28 M.MARTINEZ QUILES	40.412	28 M.MARTINEZ QUILES	43.271	1	28 M.MARTINEZ QUILES	1:55.828	1:56.043 (1)
2	19 P.SOLA FLORENSA	32.335	19 P.SOLA FLORENSA	41.135	19 P.SOLA FLORENSA	43.652	2	19 P.SOLA FLORENSA	1:57.122	1:57.459 (2)
3	45 A.LONGARELA MONTES	32.533	26 J.OSUNA SAEZ	41.177	45 A.LONGARELA MONTES	43.766	3	45 A.LONGARELA MONTES	1:57.561	1:57.987 (3)
4	43 A.BRINTON	32.619	45 A.LONGARELA MONTES	41.262	43 A.BRINTON	43.959	4	43 A.BRINTON	1:57.986	1:58.368 (4)
5	27 R.SALMELA	32.754	51 B.URIARTE DIEGO	41.284	4 D.GARCIA ALMANSA	44.062	5	51 B.URIARTE DIEGO	1:58.333	1:58.953 (8)
6	69 F.BUJOSA GARCIA	32.874	43 A.BRINTON	41.408	21 R.MOODLEY	44.069	6	26 J.OSUNA SAEZ	1:58.497	1:58.712 (7)
7	11 J.TORRES CABRERA	32.928	4 D.GARCIA ALMANSA	41.516	51 B.URIARTE DIEGO	44.091	7	4 D.GARCIA ALMANSA	1:58.513	1:58.513 (5)
8	4 D.GARCIA ALMANSA	32.935	27 R.SALMELA	41.633	27 R.SALMELA	44.133	8	27 R.SALMELA	1:58.520	1:58.688 (6)
9	26 J.OSUNA SAEZ	32.947	25 G.PEREZ ALVAREZ	41.669	12 A.DONOSO RODRIGO	44.202	9	12 A.DONOSO RODRIGO	1:58.879	1:59.359 (14)
10	51 B.URIARTE DIEGO	32.958	12 A.DONOSO RODRIGO	41.675	69 F.BUJOSA GARCIA	44.276	10	69 F.BUJOSA GARCIA	1:59.003	1:59.065 (9)
11	12 A.DONOSO RODRIGO	33.002	20 P.ALSINA SANCHEZ	41.686	20 P.ALSINA SANCHEZ	44.280	11	20 P.ALSINA SANCHEZ	1:59.101	1:59.220 (12)
12	25 G.PEREZ ALVAREZ	33.040	31 M.SANCHEZ QUESADA	41.706	26 J.OSUNA SAEZ	44.373	12	21 R.MOODLEY	1:59.105	1:59.304 (13)
13	31 M.SANCHEZ QUESADA	33.097	21 R.MOODLEY	41.783	31 M.SANCHEZ QUESADA	44.388	13	25 G.PEREZ ALVAREZ	1:59.120	1:59.204 (11)
14	20 P.ALSINA SANCHEZ	33.135	11 J.TORRES CABRERA	41.794	25 G.PEREZ ALVAREZ	44.411	14	11 J.TORRES CABRERA	1:59.139	1:59.757 (15)
15	21 R.MOODLEY	33.253	69 F.BUJOSA GARCIA	41.853	11 J.TORRES CABRERA	44.415	15	31 M.SANCHEZ QUESADA	1:59.191	1:59.191 (10)
16	16 U.HIDALGO MIMBRERO	33.364	47 A.TORRES DOMINGUEZ	41.982	82 V.PERRONE CANTON	44.417	16	82 V.PERRONE CANTON	1:59.907	2:00.372 (17)
17	82 V.PERRONE CANTON	33.419	16 U.HIDALGO MIMBRERO	42.005	34 E.GRAS CORDON	44.724	17	16 U.HIDALGO MIMBRERO	2:00.189	2:00.601 (18)
18	10 A.DUARTE DE ALMEIDA	33.428	34 E.GRAS CORDON	42.045	16 U.HIDALGO MIMBRERO	44.820	18	34 E.GRAS CORDON	2:00.197	2:00.286 (16)
19	34 E.GRAS CORDON	33.428	82 V.PERRONE CANTON	42.073	41 Y.CERPA CUELLAR	45.043	19	47 A.TORRES DOMINGUEZ	2:01.042	2:01.164 (19)
20	24 O.VAN TRIGT	33.529	41 Y.CERPA CUELLAR	42.287	2 G.CILLA	45.093	20	41 Y.CERPA CUELLAR	2:01.044	2:01.384 (20)
21	8 M.FOURTHIOTIS SPYRIDON	33.699	8 M.FOURTHIOTIS SPYRIDON	42.553	47 A.TORRES DOMINGUEZ	45.188	21	8 M.FOURTHIOTIS SPYRIDON	2:01.576	2:01.933 (24)
22	41 Y.CERPA CUELLAR	33.714	17 P.ALOMAR BOVER	42.556	17 P.ALOMAR BOVER	45.229	22	10 A.DUARTE DE ALMEIDA	2:01.602	2:01.775 (22)
23	14 I.LUCEDA LOPEZ	33.745	10 A.DUARTE DE ALMEIDA	42.667	8 M.FOURTHIOTIS SPYRIDON	45.324	23	17 P.ALOMAR BOVER	2:01.663	2:01.922 (23)
24	47 A.TORRES DOMINGUEZ	33.872	24 O.VAN TRIGT	42.732	24 O.VAN TRIGT	45.406	24	24 O.VAN TRIGT	2:01.667	2:01.705 (21)
25	17 P.ALOMAR BOVER	33.878	2 G.CILLA	42.762	10 A.DUARTE DE ALMEIDA	45.507	25	2 G.CILLA	2:01.787	2:02.267 (25)
26	2 G.CILLA	33.932	14 I.LUCEDA LOPEZ	43.064	22 B.AUSTIN	45.719	26	14 I.LUCEDA LOPEZ	2:02.532	2:02.973 (26)
27	22 B.AUSTIN	34.277	22 B.AUSTIN	43.271	14 I.LUCEDA LOPEZ	45.723	27	22 B.AUSTIN	2:03.267	2:03.343 (27)
28	37 F.PENALVA MARCO	34.401	37 F.PENALVA MARCO	43.959	37 F.PENALVA MARCO	46.644	28	37 F.PENALVA MARCO	2:05.004	3:54.771 (30)
29	38 E.GUTIERREZ COBO	35.768	38 E.GUTIERREZ COBO	44.478	38 E.GUTIERREZ COBO	46.720	29	38 E.GUTIERREZ COBO	2:06.966	2:06.966 (28)
30	15 J.ANDRIEU	35.820	15 J.ANDRIEU	47.729	15 J.ANDRIEU	49.419	30	15 J.ANDRIEU	2:12.968	2:14.608 (29)





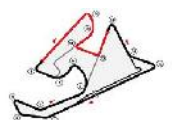
Moto4

CAMPEONATO DE ESPAÑA DE SUPERBIKE

Entrenamiento Cronometrado

Best Top Speed

No Rider	Team	Class	Top 1		Top 2		Top 3		Top 4		Top 5		Avg
			Kph	Lap	Kph	Lap	Kph	Lap	Kph	Lap	Kph	Lap	
28	Maximo MARTINEZ QUILES	Moto4	174.8	3	173.6	5	172.8	4	171.7	12	171.2	2	172,8
19	Pol SOLA FLORENSA	Moto4	172.8	7	170.9	6	170.6	10	168.2	11	167.7	12	170,0
26	Jose Manuel OSUNA SAEZ	Moto4	170.6	10	169.5	6	168.7	5	167.7	9	167.2	8	168,7
24	Owen VAN TRIGT	Moto4	170.3	10	168.5	9	168.0	11	167.4	12	166.7	7	168,2
27	Rico SALMELA	Moto4	170.1	4	169.3	3	169.3	5	169.3	11	168.0	12	169,2
43	Amanuel David BRINTON	Moto4	169.8	7	169.5	8	169.3	5	169.0	15	169.0	6	169,3
45	Alex LONGARELA MONTES	Moto4	169.8	4	169.3	8	169.3	2	169.0	13	169.0	7	169,3
51	Brian URIARTE DIEGO	Moto4	169.8	7	169.3	2	167.4	8	166.7	4	166.2	3	167,9
25	Gonzalo PEREZ ALVAREZ	Moto4	169.5	9	168.2	8	168.0	10	167.4	5	167.2	7	168,1
4	David GARCIA ALMANSA	Moto4	168.5	14	167.4	10	166.2	8	165.6	13	165.1	9	166,6
12	Adriano DONOSO RODRIGUEZ	Moto4	168.5	3	168.0	12	168.0	4	166.9	8	166.4	2	167,6
21	Ruche MOODLEY	Moto4	168.5	14	167.7	11	167.4	3	167.2	10	166.7	12	167,5
31	Max SANCHEZ QUESADA	Moto4	168.0	9	168.0	8	166.9	3	166.7	12	166.7	4	167,3
69	Fernando BUJOSA GARCIA	Moto4	167.2	12	166.9	14	166.9	8	166.7	13	165.1	9	166,6
82	Valentin PERRONE CANTO	Moto4	167.2	13	161.7	12	161.0	11	159.8	5	159.3	7	161,8
11	Jesus TORRES CABRERA	Moto4	166.4	4	164.1	2	163.6	3	98.8	1			148,2
14	Ivan UCEDA LOPEZ	Moto4	165.9	8	164.4	4	162.7	9	162.7	7	162.4	14	163,6
41	Yvonne CERPA CUELLAR	Moto4	165.9	11	163.1	8	162.9	13	161.9	10	161.2	9	163,0
10	Afonso DUARTE DE ALMEIDA	Moto4	165.6	9	162.7	3	162.4	11	162.4	2	162.2	10	163,1
20	Pau ALSINA SANCHEZ	Moto4	165.1	10	165.1	9	164.9	6	163.9	4	163.4	15	164,5
34	Eitan Gabriel GRAS CORDOVA	Moto4	165.1	7	164.1	8	163.6	6	161.4	4	160.7	9	163,0
2	Guido CILLA	Moto4	164.6	6	163.4	8	162.4	5	161.9	4	161.9	9	162,8
8	Marios FOURTHIOTIS SPYRIDIS	Moto4	163.4	11	162.7	10	162.4	9	162.2	12	161.9	8	162,5
22	Ben Richard AUSTIN	Moto4	162.4	12	162.2	9	161.7	13	161.4	3	160.7	4	161,7
16	Uriel HIDALGO MIMBRERO	Moto4	161.2	7	160.7	8	159.5	6	158.4	5	143.2	3	156,6
37	Francisco PENALVA MARCO	Moto4	160.5	2	157.2	3	117.8	1					145,2
47	Antonio TORRES DOMINGUEZ	Moto4	159.8	4	159.1	5	158.8	7	157.2	6	156.5	3	158,3
17	Pedro ALOMAR BOVER	Moto4	159.5	2	159.1	9	158.6	11	158.6	13	158.4	14	158,8
15	Jules ANDRIEU	Moto4	157.2	3	133.0	2	95.1	1					128,4
38	Eduardo GUTIERREZ COBOS	Moto4	156.5	9	153.8	6	153.6	5	153.2	3	151.9	7	153,8





Moto4

CAMPEONATO DE ESPAÑA DE SUPERBIKE

Entrenamiento Cronometrado

Fastest Lap Sequence

Elapsed	No Rider	Team	Bike	Class	Time	Kph	Lap
4:38.792	69 Fernando BUJOSA GARCIA	MNL	MIR RACING	Moto4	2:02.805	115.3	2
4:43.108	20 Pau ALSINA SANCHEZ	PROMOTO SPORT TEAM		Moto4	2:02.432	115.6	2
5:35.478	11 Jesus TORRES CABRERA	HMA LLINSUAL BLUMAQ	BEON	Moto4	2:01.028	117.0	2
5:42.401	28 Maximo MARTINEZ QUILES	GASSS RACING TEAM	BEON	Moto4	1:58.764	119.2	2
7:38.847	28 Maximo MARTINEZ QUILES	GASSS RACING TEAM	BEON	Moto4	1:56.446	121.6	3
25:27.213	28 Maximo MARTINEZ QUILES	GASSS RACING TEAM	BEON	Moto4	1:56.286	121.8	9
29:19.878	28 Maximo MARTINEZ QUILES	GASSS RACING TEAM	BEON	Moto4	1:56.043	122.0	11





Moto4

CAMPEONATO DE ESPAÑA DE SUPERBIKE

Entrenamiento Cronometrado

Sector Analysis

_ Invalidated Lap							■ Personal Best	■ Session Best	B Crossing the pit lane						
Lap	Time	Sector 1	Sector 2	Sector 3	T.Sp	Elapsed	Lap	Time	Sector 1	Sector 2	Sector 3	T.Sp	Elapsed		
2 Guido CILLA							ITA								
SMC RACING TIME ROTEK							ROTEK								
1	3:26.778	1:46.996	52.677	47.105	113.3	3:26.778	3	2:03.332	34.108	43.412	45.812	162.7	8:13.938		
2	2:03.717	34.827	43.230	45.660	157.7	5:30.495	4	2:04.293	34.069	42.799	47.425	159.5	10:18.231		
3	2:02.562	34.215	42.912	45.435	160.5	7:33.057	5	2:02.855	33.845	42.976	46.034	161.9	12:21.086		
4	2:02.267	33.961	42.762	45.544	161.9	9:35.324	6	2:02.640	33.777	42.861	46.002	162.2	14:23.726		
5	2:02.584	34.100	43.391	45.093	162.4	11:37.908	7	9:12.153B	33.824	43.254	7:55.075	161.9	23:35.879		
6	2:02.278	33.932	43.036	45.310	164.6	13:40.186	8	2:08.861	39.955	43.209	45.697	136.4	25:44.740		
7	2:02.626	34.228	43.140	45.258	160.7	15:42.812	9	2:02.258	33.428	43.153	45.677	165.6	27:46.998		
8	2:02.325	34.004	43.007	45.314	163.4	17:45.137	10	2:02.004	33.620	42.877	45.507	162.2	29:49.002		
9	2:02.327	34.061	42.959	45.307	161.9	19:47.464	11	2:01.775	33.560	42.667	45.548	162.4	31:50.777		
10	2:13.495	35.193	51.483	46.819	160.0	22:00.959	11 Jesus TORRES CABRERA								
11	2:02.929	34.574	42.877	45.478	158.6	24:03.888	HMA LLINSUAL BLUMAQ								
12	2:03.340	34.769	43.121	45.450	159.8	26:07.228	BEON								
13	2:02.531	34.321	42.961	45.249	158.8	28:09.759	1	3:34.450	1:56.435	49.641	48.374	98.8	3:34.450		
14	2:11.018	34.329	51.454	45.235	158.8	30:20.777	2	2:01.028	33.648	42.632	44.748	164.1	5:35.478		
4 David GARCIA ALMANSA							ESP								
MRE TALENT							CORSE								
1	3:23.663B	1:24.886	44.694	1:14.083	118.4	3:23.663	3	1:59.757	33.211	42.081	44.465	163.6	7:35.235		
2	2:11.928	41.366	44.046	46.516	125.3	5:35.591	4	2:05.215	39.004	41.794	44.417	166.4	9:40.450		
3	2:00.624	33.798	42.171	44.655	162.4	7:36.215	12 Adriano DONOSO RODRIGO								
4	2:00.909	33.457	42.683	44.769	162.9	9:37.124	HMA LLINSUAL BLUMAQ								
5	1:59.999	33.078	42.091	44.830	163.1	11:37.123	BEON								
6	2:00.304	33.308	41.944	45.052	163.6	13:37.427	1	4:13.278	2:39.074	48.660	45.544	130.8	4:13.278		
7	1:59.905	33.421	41.608	44.876	162.4	15:37.332	2	2:01.599	33.717	42.600	45.282	166.4	6:14.877		
8	2:00.614	33.434	41.803	45.377	166.2	17:37.946	3	1:59.663	33.396	41.858	44.409	168.5	8:14.540		
9	2:00.232	33.170	42.177	44.885	165.1	19:38.178	4	2:01.769	33.804	42.970	44.995	168.0	10:16.309		
10	1:59.233	33.104	41.734	44.395	167.4	21:37.411	5	2:00.865	33.449	42.325	45.091	164.9	12:17.174		
11	1:59.746	33.347	41.785	44.614	163.1	23:37.157	6	2:00.278	33.715	41.917	44.646	161.9	14:17.452		
12	2:02.346	34.450	43.108	44.788	158.4	25:39.503	7	1:59.359	33.482	41.675	44.202	162.4	16:16.811		
13	1:58.513	32.935	41.516	44.062	165.6	27:38.016	8	1:59.897	33.002	41.720	45.175	166.9	18:16.708		
14	1:58.955	33.139	41.709	44.107	168.5	29:36.971	9	4:53.818B	33.605	42.002	3:38.211	165.1	23:10.526		
15	1:59.839	33.578	42.049	44.212	164.4	31:36.810	10	3:20.739B	41.834	44.547	1:54.358	126.0	26:31.265		
8 Marios FOURTHIOTIS SPYRIDON							GRE								
SMC RACING TIME ROTEK							ROTEK								
1	3:34.612	1:56.742	48.512	49.358	113.1	3:34.612	11	2:12.921	44.053	44.341	44.527	131.5	28:44.186		
2	2:07.161	35.601	44.434	47.126	158.4	5:41.773	12	1:59.693	33.078	42.116	44.499	168.0	30:43.879		
3	2:04.780	34.781	43.571	46.428	156.3	7:46.553	14 Ivan UCEDA LOPEZ								
4	2:03.825	34.362	43.347	46.116	159.5	9:50.378	HAWKERS MIR ARO JUNIOR TEAM								
5	2:03.971	34.284	43.594	46.093	159.8	11:54.349	MIR RACING								
6	2:04.073	34.486	43.575	46.012	158.4	13:58.422	1	3:16.055	1:41.648	46.895	47.512	109.3	3:16.055		
7	2:09.704	34.954	49.009	45.741	159.3	16:08.126	2	2:05.699	34.790	44.049	46.860	157.4	5:21.754		
8	2:02.373	33.864	42.943	45.566	161.9	18:10.499	3	2:06.844	34.407	43.861	48.576	160.5	7:28.598		
9	2:02.759	33.811	43.313	45.635	162.4	20:13.258	4	2:03.875	34.241	43.097	46.537	164.4	9:32.473		
10	2:04.602	33.928	44.862	45.812	162.7	22:17.860	5	2:03.996	34.368	43.610	46.018	158.1	11:36.469		
11	2:01.933	33.699	42.728	45.506	163.4	24:19.793	6	2:05.662	36.034	43.640	45.988	160.7	13:42.131		
12	2:02.164	33.954	42.553	45.657	162.2	26:21.957	7	2:03.035	33.977	43.233	45.825	162.7	15:45.166		
13	2:02.426	33.930	42.898	45.598	161.2	28:24.383	8	2:02.973	33.745	43.195	46.033	165.9	17:48.139		
14	2:04.722	34.102	45.296	45.324	161.0	30:29.105	9	2:02.992	33.992	43.228	45.772	162.7	19:51.131		
10 Afonso DUARTE DE ALMEIDA							POR								
MIGUEL OLIVEIRA-FUN CLUB							BEON								
1	4:06.434	2:33.503	45.007	47.924	134.3	4:06.434	10	2:03.183	34.128	43.064	45.991	161.0	21:54.314		
2	2:04.172	34.446	43.628	46.098	162.4	6:10.606	11	2:03.246	34.276	43.247	45.723	158.8	23:57.560		
15 Jules ANDRIEU							FRA								
							CORSE								
1	12:44.378B					95.1	12:44.378	12	2:12.355B	34.803	43.788	53.764	160.5	26:09.915	
2	2:23.159	42.267	50.369	50.523	133.0	15:07.537	13	2:21.943	52.233	43.930	45.780	65.3	28:31.858		
3	2:14.608	37.460	47.729	49.419	157.2	17:22.145	14	2:03.038	34.014	43.235	45.789	162.4	30:34.896		
16 Uriel HIDALGO MIMBRERO							ESP								
XCTECH							BEON								





Moto4 CAMPEONATO DE ESPAÑA DE SUPERBIKE

Entrenamiento Cronometrado

Sector Analysis

_ Invalidated Lap							■ Personal Best							■ Session Best							■ Crossing the pit lane						
Lap	Time	Sector 1	Sector 2	Sector 3	T.Sp	Elapsed	Lap	Time	Sector 1	Sector 2	Sector 3	T.Sp	Elapsed	Lap	Time	Sector 1	Sector 2	Sector 3	T.Sp	Elapsed	Lap	Time	Sector 1	Sector 2	Sector 3	T.Sp	Elapsed
17 Pedro ALOMAR BOVER ESP																											
MRE TALENT CORSE																											
1	2:56.860	1:25.373	45.343	46.144	130.3	2:56.860	15	2:00.169	33.225	42.425	44.519	163.4	30:43.585														
2	2:07.895	34.548	46.856	46.491	159.5	5:04.755	21 Ruche MOODLEY RSA																				
3	2:04.770	34.552	43.699	46.519	158.1	7:09.525	SMC RACING TIME ROTEK ROTEK																				
4	2:03.850	34.130	43.518	46.202	157.9	9:13.375	1	3:37.036	1:46.759	56.720	53.557	120.4	3:37.036														
5	2:02.910	34.358	42.940	45.612	157.2	11:16.285	2	2:05.036	35.177	43.960	45.899	163.4	5:42.072														
6	2:02.701	34.161	42.979	45.561	157.7	13:18.986	3	2:01.905	33.575	42.864	45.466	167.4	7:43.977														
7	3:23.824 B	42.370	42.757	1:58.697	158.1	16:42.810	4	2:01.317	33.939	42.758	44.620	165.1	9:45.294														
8	2:10.608	41.541	43.287	45.780	125.9	18:53.418	5	2:00.673	33.455	42.404	44.814	164.9	11:45.967														
9	2:03.454	34.200	43.344	45.910	159.1	20:56.872	6	2:28.813 B	34.765	47.153	1:06.895	164.6	14:14.780														
10	2:02.444	34.140	42.909	45.395	157.4	22:59.316	7	2:20.846	40.268	50.958	49.620	134.7	16:35.626														
11	2:02.121	34.076	42.816	45.229	158.6	25:01.437	8	2:07.545	36.479	44.581	46.485	161.9	18:43.171														
12	2:01.922	33.878	42.717	45.327	158.4	27:03.359	9	2:02.155	34.604	42.631	44.920	162.2	20:45.326														
13	2:02.011	34.076	42.556	45.379	158.6	29:05.370	10	2:00.250	33.811	42.209	44.230	167.2	22:45.576														
14	2:02.396	34.035	42.767	45.594	158.4	31:07.766	11	1:59.779	33.411	42.164	44.204	167.7	24:45.355														
19 Pol SOLA FLORENZA ESP																											
SCHOOL TEAM MONLAU REPSOL BEON																											
1	4:10.695	2:37.900	47.101	45.694	133.5	4:10.695	12	1:59.304	33.354	41.881	44.069	166.7	26:44.659														
2	7:24.366 B	33.473	41.992	6:08.901	163.4	11:35.061	13	1:59.692	33.609	41.783	44.300	164.9	28:44.351														
3	2:06.858	38.734	42.804	45.320	138.1	13:41.919	14	1:59.579	33.253	42.149	44.177	168.5	30:43.930														
4	1:59.003	32.803	41.838	44.362	165.1	15:40.922	22 Ben Richard AUSTIN GBR																				
5	1:59.149	32.758	42.166	44.225	166.9	17:40.071	AUSTIN RACING&VHC LIQUI MOLY CORSE																				
6	1:57.937	32.335	41.138	44.464	170.9	19:38.008	1	2:47.034	1:13.783	45.796	47.455	119.5	2:47.034														
7	1:58.067	32.728	41.308	44.031	172.8	21:36.075	2	2:05.125	34.540	43.999	46.586	157.4	4:52.159														
8	2:04.124	38.323	41.753	44.048	164.4	23:40.199	3	2:04.184	34.350	43.540	46.294	161.4	6:56.343														
9	1:59.136	33.598	41.603	43.935	165.9	25:39.335	4	2:04.252	34.317	43.577	46.358	160.7	9:00.595														
10	2:03.042	32.372	44.187	46.483	170.6	27:42.377	5	2:04.139	34.610	43.560	45.969	157.9	11:04.734														
11	1:58.068	32.788	41.309	43.971	168.2	29:40.445	6	2:06.524	34.285	45.659	46.580	158.8	13:11.258														
12	1:57.459	32.672	41.135	43.652	167.7	31:37.904	7	2:04.028	34.374	43.556	46.098	159.1	15:15.286														
20 Pau ALSINA SANCHEZ ESP																											
PROMOTO SPORT TEAM																											
1	2:40.676	1:05.095	46.907	48.674	119.7	2:40.676	8	2:07.066	34.607	43.669	48.790	160.5	17:22.352														
2	2:02.432	34.104	42.920	45.408	162.4	4:43.108	9	2:03.718	34.358	43.271	46.089	162.2	19:26.070														
3	2:01.062	33.742	42.505	44.815	162.4	6:44.170	10	5:09.462 B	34.707	44.432	3:50.323	159.3	24:35.532														
4	2:00.142	33.394	42.063	44.685	163.9	8:44.312	11	2:16.925	46.933	43.791	46.201	83.9	26:52.457														
5	1:59.447	33.251	41.689	44.507	163.4	10:43.759	12	2:04.109	34.355	43.698	46.056	162.4	28:56.566														
6	2:00.266	33.175	42.473	44.618	164.9	12:44.025	13	2:03.343	34.277	43.347	45.719	161.7	30:59.909														
7	2:00.227	33.522	41.850	44.855	161.9	14:44.252	24 Owen VAN TRIGT NED																				
8	1:59.327	33.212	41.686	44.429	162.9	16:43.579	FUERTES TEAM BEON																				
9	2:00.672	33.135	43.089	44.448	165.1	18:44.251	1	2:56.298	1:22.522	46.614	47.162	117.0	2:56.298														
10	2:00.552	33.143	42.040	45.369	165.1	20:44.803	2	2:05.302	34.807	43.983	46.512	164.1	5:01.600														
11	1:59.940	33.496	41.836	44.608	162.2	22:44.743	3	2:03.230	33.946	43.232	46.052	164.6	7:04.830														
12	1:59.863	33.558	41.800	44.505	161.7	24:44.606	4	2:02.285	33.850	42.767	45.668	162.4	9:07.115														
13	1:59.220	33.243	41.697	44.280	163.1	26:43.826	5	2:05.647	34.437	44.894	46.316	165.1	11:12.762														
14	1:59.590	33.345	41.888	44.357	161.9	28:43.416	6	2:06.805	33.740	47.461	45.604	164.4	13:19.567														
25 Gonzalo PEREZ ALVAREZ ESP																											
SCHOOL TEAM MONLAU REPSOL BEON																											
1	4:11.392	2:38.912	46.752	45.728	133.0	4:11.392	7	2:37.424 B	34.633	44.129	1:18.662	166.7	15:56.991														
2	2:02.182	33.630	42.633	45.919	162.7	6:13.574	8	2:13.967	42.332	46.196	45.439	131.7	18:10.958														
3	2:00.745	33.860	42.140	44.745	158.8	8:14.319	9	2:06.494	36.845	43.989	45.660	168.5	20:17.452														





Moto4 CAMPEONATO DE ESPAÑA DE SUPERBIKE Entrenamiento Cronometrado

Sector Analysis

— Invalidated Lap █ Personal Best █ Session Best █ Crossing the pit lane

Lap	Time	Sector 1	Sector 2	Sector 3	T.Sp	Elapsed
4	2:02.028	33.894	42.935	45.199	164.6	10:16.347
5	2:00.935	33.520	42.535	44.880	167.4	12:17.282
6	2:00.453	33.454	42.407	44.592	163.1	14:17.735
7	1:59.550	33.333	41.806	44.411	167.2	16:17.285
8	1:59.561	33.040	41.898	44.623	168.2	18:16.846
9	1:59.974	33.120	41.891	44.963	169.5	20:16.820
10	1:59.204	33.064	41.669	44.471	168.0	22:16.024
11	2:00.895	33.380	42.482	45.033	166.2	24:16.919
12	2:00.019	33.524	41.829	44.666	164.1	26:16.938
13	2:11.789 B	33.252	41.728	56.809	163.9	28:28.727
14	2:06.522	39.293	42.283	44.946	136.4	30:35.249

26 Jose Manuel OSUNA SAEZ ESP JEREZ ANDALUCIA MOTOR TALEN'						
Lap	Time	Sector 1	Sector 2	Sector 3	T.Sp	Elapsed
1	2:40.705	1:03.960	47.797	48.948	116.8	2:40.705
2	10:44.965 B	57.133	50.551	8:57.281	162.7	13:25.670
3	2:11.595	41.819	43.475	46.301	130.9	15:37.265
4	2:00.562	33.304	41.689	45.569	166.9	17:37.827
5	2:00.937	33.095	42.198	45.644	168.7	19:38.764
6	2:01.563	34.997	41.713	44.853	169.5	21:40.327
7	1:59.846	33.450	41.687	44.709	161.7	23:40.173
8	1:58.949	33.254	41.302	44.393	167.2	25:39.122
9	1:58.712	32.955	41.384	44.373	167.7	27:37.834
10	1:59.048	32.947	41.386	44.715	170.6	29:36.882
11	1:59.224	33.399	41.177	44.648	161.9	31:36.106

27 Rico SALMELA FIN LLINSUAL HMA RACING BEON						
Lap	Time	Sector 1	Sector 2	Sector 3	T.Sp	Elapsed
1	3:34.312	1:55.892	49.063	49.357	95.6	3:34.312
2	2:01.633	34.064	42.596	44.973	165.9	5:35.945
3	1:59.681	32.974	42.053	44.654	169.3	7:35.626
4	2:01.400	33.858	43.150	44.392	170.1	9:37.026
5	1:59.685	32.882	42.202	44.601	169.3	11:36.711
6	2:00.498	33.278	41.923	45.297	168.0	13:37.209
7	1:59.834	33.068	41.910	44.856	166.7	15:37.043
8	2:00.726	33.193	42.177	45.356	166.2	17:37.769
9	1:59.869	33.071	42.111	44.687	166.9	19:37.638
10	1:59.314	33.334	41.847	44.133	165.9	21:36.952
11	1:58.688	32.806	41.633	44.249	169.3	23:35.640
12	1:58.857	32.754	41.681	44.422	168.0	25:34.497
13	1:59.137	33.023	41.786	44.328	165.6	27:33.634
14	1:59.001	33.127	41.726	44.148	165.4	29:32.635
15	1:59.001	33.076	41.732	44.193	165.9	31:31.636

28 Maximo MARTINEZ QUILES ESP GASSS RACING TEAM BEON						
Lap	Time	Sector 1	Sector 2	Sector 3	T.Sp	Elapsed
1	3:43.637	2:16.933	42.636	44.068	141.4	3:43.637
2	1:58.764	34.130	41.154	43.480	171.2	5:42.401
3	1:56.446	32.167	40.905	43.374	174.8	7:38.847
4	1:56.768	32.579	40.842	43.347	172.8	9:35.615
5	1:57.226	32.242	41.575	43.409	173.6	11:32.841
6	1:56.688	32.456	40.937	43.295	168.0	13:29.529
7	7:58.854 B	32.239	40.782	6:45.833	168.2	21:28.383
8	2:02.544	37.844	41.047	43.653	140.8	23:30.927
9	1:56.286	32.270	40.678	43.338	170.1	25:27.213
10	1:56.622	32.407	40.852	43.363	169.8	27:23.835
11	1:56.043	32.235	40.537	43.271	169.8	29:19.878

Lap	Time	Sector 1	Sector 2	Sector 3	T.Sp	Elapsed
12	1:56.277	32.145	40.412	43.720	171.7	31:16.155

31 Max SANCHEZ QUESADA ESP TEAM BOX 64 TECHNOLOGY						
Lap	Time	Sector 1	Sector 2	Sector 3	T.Sp	Elapsed
1	3:39.803	2:02.231	50.579	46.993	132.4	3:39.803
2	2:02.587	34.023	42.861	45.703	161.7	5:42.390
3	2:01.603	33.500	42.593	45.510	166.9	7:43.993
4	2:01.255	33.615	42.482	45.158	166.7	9:45.248
5	6:41.092 B	36.187	44.433	5:20.472	160.0	16:26.340
6	2:18.916	49.088	44.834	44.994	129.8	18:45.256
7	2:00.067	33.246	41.789	45.032	164.4	20:45.323
8	1:59.961	33.524	42.007	44.430	168.0	22:45.284
9	1:59.812	33.241	42.032	44.539	168.0	24:45.096
10	1:59.467	33.133	41.874	44.460	163.9	26:44.563
11	1:59.722	33.321	41.850	44.551	163.6	28:44.285
12	1:59.191	33.097	41.706	44.388	166.7	30:43.476

34 Eitan Gabriel GRAS CORDON URU VHC AUSTIN RACE BEON						
Lap	Time	Sector 1	Sector 2	Sector 3	T.Sp	Elapsed
1	2:46.743	1:13.521	45.690	47.532	122.7	2:46.743
2	2:03.388	34.476	43.351	45.561	159.8	4:50.131
3	2:03.245	34.409	42.949	45.887	158.8	6:53.376
4	13:07.252 B	34.191	44.334	...	161.4	20:00.628
5	2:14.613	43.993	44.490	46.130	124.0	22:15.241
6	2:01.921	33.976	43.010	44.935	163.6	24:17.162
7	2:00.286	33.517	42.045	44.724	165.1	26:17.448
8	2:01.097	33.428	42.328	45.341	164.1	28:18.545
9	2:01.445	33.873	42.351	45.221	160.7	30:19.990

37 Francisco PENALVA MARCO ESP TEAM RACING FRANPE MIR RACING						
Lap	Time	Sector 1	Sector 2	Sector 3	T.Sp	Elapsed
1	6:38.429	5:07.826	43.959	46.644	117.8	6:38.429
2	3:54.771	34.401	44.482	2:35.888	160.5	10:33.200
3	4:28.975 B	44.372	1:09.040	2:35.563	157.2	15:02.175

38 Eduardo GUTIERREZ COBO ESP APEX CARDOSO RACING						
Lap	Time	Sector 1	Sector 2	Sector 3	T.Sp	Elapsed
1	3:50.446 B	1:01.096	57.193	1:52.157	117.1	3:50.446
2	2:28.139	50.183	48.057	49.899	95.7	6:18.585
3	2:11.162	36.566	46.209	48.387	153.2	8:29.747
4	2:08.974	36.494	45.197	47.283	151.7	10:38.721
5	2:08.279	36.325	44.703	47.251	153.6	12:47.000
6	2:07.800	36.085	44.764	46.951	153.8	14:54.800
7	12:00.694 B	36.198	44.665	...	151.9	26:55.494
8	2:21.386	49.403	44.995	46.988	89.7	29:16.880
9	2:06.966	35.768	44.478	46.720	156.5	31:23.846

41 Yvonne CERPA CUELLAR ESP SPEED RACING CORSE						
Lap	Time	Sector 1	Sector 2	Sector 3	T.Sp	Elapsed
1	3:16.630	1:42.036	47.168	47.426	130.0	3:16.630
2	2:05.658	35.194	43.997	46.467	157.0	5:22.288
3	2:04.835	34.520	43.559	46.756	158.8	7:27.123
4	2:05.937	35.105	43.604	47.228	157.0	9:33.060
5	4:28.466 B	34.484	43.215	3:10.767	158.1	14:01.526
6	2:12.311	42.201	43.710	46.400	131.2	16:13.837
7	2:03.368	34.378	42.943	46.047	159.3	18:17.205
8	2:01.810	33.939	42.643	45.228	163.1	20:19.015





Moto4

CAMPEONATO DE ESPAÑA DE SUPERBIKE

Entrenamiento Cronometrado

Sector Analysis

_ Invalidated Lap							■ Personal Best							■ Session Best							B Crossing the pit lane						
Lap	Time	Sector 1	Sector 2	Sector 3	T.Spd	Elapsed	Lap	Time	Sector 1	Sector 2	Sector 3	T.Spd	Elapsed	Lap	Time	Sector 1	Sector 2	Sector 3	T.Spd	Elapsed	Lap	Time	Sector 1	Sector 2	Sector 3	T.Spd	Elapsed
43 Amanuel David BRINTON ESP																											
IGAXTEAM														BEON													
1	3:46.293	2:17.829	43.534	44.930	141.2	3:46.293	4	2:00.388	33.487	42.080	44.821	166.7	10:15.013														
2	2:00.412	33.057	42.554	44.801	168.7	5:46.705	5	2:02.292	35.383	42.209	44.700	160.7	12:17.305														
3	2:00.845	33.141	42.901	44.803	167.4	7:47.550	6	2:00.485	33.891	42.163	44.431	164.9	14:17.790														
4	1:59.794	33.057	42.184	44.553	169.0	9:47.344	7	1:58.953	32.958	41.619	44.376	169.8	16:16.743														
5	1:59.015	32.922	41.753	44.340	169.3	11:46.359	8	1:59.898	33.401	41.586	44.911	167.4	18:16.641														
6	1:59.889	33.343	41.862	44.684	169.0	13:46.248	9	1:59.928	33.206	42.084	44.638	165.4	20:16.569														
7	1:58.945	33.194	41.622	44.129	169.8	15:45.193	10	1:58.555	33.180	41.284	44.091	164.9	22:15.124														
8	1:58.721	32.619	41.538	44.564	169.5	17:43.914	11	2:01.743	35.177	42.110	44.456	165.1	24:16.867														
9	1:58.777	32.832	41.634	44.311	168.7	19:42.691	12	1:59.405	33.441	41.479	44.485	163.6	26:16.272														
10	1:58.368	32.707	41.581	44.080	168.2	21:41.059	13	1:59.167	33.398	41.487	44.282	162.9	28:15.439														
11	1:58.943	32.687	41.935	44.321	168.7	23:40.002	14	1:59.141	33.293	41.520	44.328	163.9	30:14.580														
12	1:58.638	32.922	41.408	44.308	166.4	25:38.640																					
13	1:58.960	32.823	41.778	44.359	167.2	27:37.600																					
14	2:00.103	33.622	42.169	44.312	166.4	29:37.703																					
15	1:58.385	32.823	41.603	43.959	169.0	31:36.088																					
45 Alex LONGARELA MONTES ESP																											
IGAXTEAM														BEON													
1	3:45.815	2:17.721	43.259	44.835	143.0	3:45.815	4	2:01.016	33.480	42.367	45.169	162.2	10:42.527														
2	2:00.880	34.598	42.114	44.168	169.3	5:46.695	5	2:01.599	33.836	42.614	45.149	161.2	12:44.126														
3	1:58.946	33.024	42.156	43.766	166.9	7:45.641	6	2:01.120	33.465	42.465	45.190	164.1	14:45.316														
4	1:58.857	32.880	41.783	44.194	169.8	9:44.498	7	2:07.518	40.577	42.236	44.705	133.5	16:52.834														
5	1:58.827	32.845	41.794	44.188	166.2	11:43.325	8	2:00.145	33.006	42.227	44.912	166.9	18:52.951														
6	1:59.029	32.976	41.543	44.510	166.7	13:42.354	9	2:00.557	33.333	42.092	45.132	165.1	20:53.508														
7	1:58.942	32.533	41.892	44.517	169.0	15:41.296	10	2:00.166	33.578	42.024	44.564	157.9	22:53.674														
8	1:57.987	32.567	41.551	43.869	169.3	17:39.283	11	2:00.279	33.755	42.038	44.486	163.9	24:54.163														
9	1:58.380	32.563	41.588	44.229	168.2	19:37.663	12	1:59.339	33.176	41.887	44.276	167.2	26:53.442														
10	1:58.628	33.176	41.637	43.815	167.2	21:36.291	13	1:59.065	32.874	41.853	44.338	166.7	28:52.507														
11	1:58.291	32.920	41.492	43.879	167.2	23:34.582	14	1:59.594	33.072	41.859	44.663	166.9	30:52.101														
12	2:06.663	33.070	49.745	43.848	164.1	25:41.245																					
13	1:59.970	32.543	41.310	46.117	169.0	27:41.215																					
14	2:03.584	35.597	41.571	46.416	166.9	29:44.799																					
15	1:58.080	32.868	41.262	43.950	167.2	31:42.879																					
47 Antonio TORRES DOMINGUEZ ESP																											
JEREZ ANDALUCIA MOTOR TALEN																											
1	4:16.112	1:03.181	48.256	2:24.675	104.1	4:16.112	4	2:02.375	34.405	42.691	45.279	157.2	22:15.010														
2	2:13.548	41.734	44.107	47.707	125.3	6:29.660	5	2:02.306	34.491	42.866	44.949	161.0	24:17.316														
3	2:02.485	34.421	42.281	45.783	156.5	8:32.145	6	2:00.372	33.565	42.392	44.415	161.7	26:17.688														
4	2:02.464	34.136	42.728	45.600	159.8	10:34.609	7	2:00.794	33.419	42.073	45.302	167.2	28:18.482														
5	2:02.913	34.144	42.934	45.835	159.1	12:37.522	8	2:01.519	34.145	42.276	45.098	158.8	30:20.001														
6	2:01.442	33.872	42.058	45.512	157.2	14:38.964																					
7	2:01.164	33.994	41.982	45.188	158.8	16:40.128																					
51 Brian URIARTE DIEGO ESP																											
SCHOOL TEAM MONLAU REPSOL														BEON													
1	4:13.266	2:38.472	48.491	46.303	130.4	4:13.266																					
2	2:01.641	33.606	42.974	45.061	169.3	6:14.907																					
3	1:59.718	33.192	42.190	44.336	166.2	8:14.625																					






Moto4

CAMPEONATO DE ESPAÑA DE SUPERBIKE

Entrenamiento Cronometrado

Sector Analysis

Lap	Time	Sector 1	Sector 2	Sector 3	T.Sp	Elapsed	Lap	Time	Sector 1	Sector 2	Sector 3	T.Sp	Elapsed
2 Guido CILLA ITA SMC RACING TIME ROTEK ROTEK							3 2:03.332 34.108 43.412 45.812 162.7 8:13.938 4 2:04.293 34.069 42.799 47.425 159.5 10:18.231 5 2:02.855 33.845 42.976 46.034 161.9 12:21.086 6 2:02.640 33.777 42.861 46.002 162.2 14:23.726 7 9:12.153 B 33.824 43.254 7:55.075 161.9 23:35.879 8 2:08.861 39.955 43.209 45.697 136.4 25:44.740 9 2:02.258 33.428 43.153 45.677 165.6 27:46.998 10 2:02.004 33.620 42.877 45.507 162.2 29:49.002 11 2:01.775 33.560 42.667 45.548 162.4 31:50.777						
4 David GARCIA ALMANSA ESP MRE TALENT CORSE							11 Jesus TORRES CABRERA ESP HMA LLINSUAL BLUMAQ BEON 1 3:34.450 1:56.435 49.641 48.374 98.8 3:34.450 2 2:01.028 33.648 42.632 44.748 164.1 5:35.478 3 1:59.757 33.211 42.081 44.465 163.6 7:35.235 4 2:05.215 39.004 41.794 44.417 166.4 9:40.450						
8 Marios FOURTHIOTIS SPYRIDON GRE SMC RACING TIME ROTEK ROTEK							12 Adriano DONOSO RODRIGO ESP HMA LLINSUAL BLUMAQ BEON 1 4:13.278 2:39.074 48.660 45.544 130.8 4:13.278 2 2:01.599 33.717 42.600 45.282 166.4 6:14.877 3 1:59.663 33.396 41.858 44.409 168.5 8:14.540 4 2:01.769 33.804 42.970 44.995 168.0 10:16.309 5 2:00.865 33.449 42.325 45.091 164.9 12:17.174 6 2:00.278 33.715 41.917 44.646 161.9 14:17.452 7 1:59.359 33.482 41.675 44.202 162.4 16:16.811 8 1:59.897 33.002 41.720 45.175 166.9 18:16.708 9 4:53.818 B 33.605 42.002 3:38.211 165.1 23:10.526 10 3:20.739 B 41.834 44.547 1:54.358 126.0 26:31.265 11 2:12.921 44.053 44.341 44.527 131.5 28:44.186 12 1:59.693 33.078 42.116 44.499 168.0 30:43.879						
10 Afonso DUARTE DE ALMEIDA POR MIGUEL OLIVEIRA-FUN CLUB BEON							14 Ivan UCEDA LOPEZ ESP HAWKERS MIR ARO JUNIOR TEAM MIR RACING 1 3:16.055 1:41.648 46.895 47.512 109.3 3:16.055 2 2:05.699 34.790 44.049 46.860 157.4 5:21.754 3 2:06.844 34.407 43.861 48.576 160.5 7:28.598 4 2:03.875 34.241 43.097 46.537 164.4 9:32.473 5 2:03.996 34.368 43.610 46.018 158.1 11:36.469 6 2:05.662 36.034 43.640 45.988 160.7 13:42.131 7 2:03.035 33.977 43.233 45.825 162.7 15:45.166 8 2:02.973 33.745 43.195 46.033 165.9 17:48.139 9 2:02.992 33.992 43.228 45.772 162.7 19:51.131 10 2:03.183 34.128 43.064 45.991 161.0 21:54.314 11 2:03.246 34.276 43.247 45.723 158.8 23:57.560 12 2:12.355 B 34.803 43.788 53.764 160.5 26:09.915 13 2:21.943 52.233 43.930 45.780 65.3 28:31.858 14 2:03.038 34.014 43.235 45.789 162.4 30:34.896						
10 Afonso DUARTE DE ALMEIDA POR MIGUEL OLIVEIRA-FUN CLUB BEON							15 Jules ANDRIEU FRA CORSE 1 12:44.378 B 95.1 12:44.378 2 2:23.159 42.267 50.369 50.523 133.0 15:07.537 3 2:14.608 37.460 47.729 49.419 157.2 17:22.145						
10 Afonso DUARTE DE ALMEIDA POR MIGUEL OLIVEIRA-FUN CLUB BEON							16 Uriel HIDALGO MIMBRERO ESP XCTECH BEON						





Moto4 CAMPEONATO DE ESPAÑA DE SUPERBIKE

Entrenamiento Cronometrado

Sector Analysis

Invalidated Lap

Personal Best

Session Best

Crossing the pit lane

Lap	Time	Sector 1	Sector 2	Sector 3	T.Spd	Elapsed	Lap	Time	Sector 1	Sector 2	Sector 3	T.Spd	Elapsed
1	3:00.128	1:25.939	45.422	48.767	114.0	3:00.128	15	2:00.169	33.225	42.425	44.519	163.4	30:43.585
2	2:09.588	36.898	44.935	47.755	142.3	5:09.716							
3	2:08.351	36.552	44.844	46.955	143.2	7:18.067							
4	2:06.456	35.920	43.889	46.647	143.2	9:24.523							
5	2:01.567	33.724	42.454	45.389	158.4	11:26.090							
6	2:00.910	33.729	42.248	44.933	159.5	13:27.000							
7	2:00.189	33.364	42.005	44.820	161.2	15:27.189							
8	2:00.601	33.529	42.070	45.002	160.7	17:27.790							

17	Pedro ALOMAR BOVER ESP						Ruche MOODLEY RSA							
	MRE TALENT CORSE						SMC RACING TIME ROTEK ROTEK							
	1	2:56.860	1:25.373	45.343	46.144	130.3	2:56.860	1	3:37.036	1:46.759	56.720	53.557	120.4	3:37.036
	2	2:07.895	34.548	46.856	46.491	159.5	5:04.755	2	2:05.036	35.177	43.960	45.899	163.4	5:42.072
	3	2:04.770	34.552	43.699	46.519	158.1	7:09.525	3	2:01.905	33.575	42.864	45.466	167.4	7:43.977
	4	2:03.850	34.130	43.518	46.202	157.9	9:13.375	4	2:01.317	33.939	42.758	44.620	165.1	9:45.294
	5	2:02.910	34.358	42.940	45.612	157.2	11:16.285	5	2:00.673	33.455	42.404	44.814	164.9	11:45.967
	6	2:02.701	34.161	42.979	45.561	157.7	13:18.986	6	2:28.813B	34.765	47.153	1:06.895	164.6	14:14.780
	7	3:23.824B	42.370	42.757	1:58.697	158.1	16:42.810	7	2:20.846	40.268	50.958	49.620	134.7	16:35.626
	8	2:10.608	41.541	43.287	45.780	125.9	18:53.418	8	2:07.545	36.479	44.581	46.485	161.9	18:43.171
	9	2:03.454	34.200	43.344	45.910	159.1	20:56.872	9	2:02.155	34.604	42.631	44.920	162.2	20:45.326
	10	2:02.444	34.140	42.909	45.395	157.4	22:59.316	10	2:00.250	33.811	42.209	44.230	167.2	22:45.576
	11	2:02.121	34.076	42.816	45.229	158.6	25:01.437	11	1:59.779	33.411	42.164	44.204	167.7	24:45.355
	12	2:01.922	33.878	42.717	45.327	158.4	27:03.359	12	1:59.304	33.354	41.881	44.069	166.7	26:44.659
13	2:02.011	34.076	42.556	45.379	158.6	29:05.370	13	1:59.692	33.609	41.783	44.300	164.9	28:44.351	
14	2:02.396	34.035	42.767	45.594	158.4	31:07.766	14	1:59.579	33.253	42.149	44.177	168.5	30:43.930	

19	Pol SOLA FLORENSA ESP						Ben Richard AUSTIN GBR							
	SCHOOL TEAM MONLAU REPSOL BEON						AUSTIN RACING&VHC LIQUI MOLY CORSE							
	1	4:10.695	2:37.900	47.101	45.694	133.5	4:10.695	1	2:47.034	1:13.783	45.796	47.455	119.5	2:47.034
	2	7:24.366B	33.473	41.992	6:08.901	163.4	11:35.061	2	2:05.125	34.540	43.999	46.586	157.4	4:52.159
	3	2:06.858	38.734	42.804	45.320	138.1	13:41.919	3	2:04.184	34.350	43.540	46.294	161.4	6:56.343
	4	1:59.003	32.803	41.838	44.362	165.1	15:40.922	4	2:04.252	34.317	43.577	46.358	160.7	9:00.595
	5	1:59.149	32.758	42.166	44.225	166.9	17:40.071	5	2:04.139	34.610	43.560	45.969	157.9	11:04.734
	6	1:57.937	32.335	41.138	44.464	170.9	19:38.008	6	2:06.524	34.285	45.659	46.580	158.8	13:11.258
	7	1:58.067	32.728	41.308	44.031	172.8	21:36.075	7	2:04.028	34.374	43.556	46.098	159.1	15:15.286
	8	2:04.124	38.323	41.753	44.048	164.4	23:40.199	8	2:07.066	34.607	43.669	48.790	160.5	17:22.352
	9	1:59.136	33.598	41.603	43.935	165.9	25:39.335	9	2:03.718	34.358	43.271	46.089	162.2	19:26.070
	10	2:03.042	32.372	44.187	46.483	170.6	27:42.377	10	5:09.462B	34.707	44.432	3:50.323	159.3	24:35.532
	11	1:58.068	32.788	41.309	43.971	168.2	29:40.445	11	2:16.925	46.933	43.791	46.201	83.9	26:52.457
	12	1:57.459	32.672	41.135	43.652	167.7	31:37.904	12	2:04.109	34.355	43.698	46.056	162.4	28:56.566
							13	2:03.343	34.277	43.347	45.719	161.7	30:59.909	

20	Pau ALSINA SANCHEZ ESP						Owen VAN TRIGT NED							
	PROMOTO SPORT TEAM						FUERTES TEAM BEON							
	1	2:40.676	1:05.095	46.907	48.674	119.7	2:40.676	1	2:56.298	1:22.522	46.614	47.162	117.0	2:56.298
	2	2:02.432	34.104	42.920	45.408	162.4	4:43.108	2	2:05.302	34.807	43.983	46.512	164.1	5:01.600
	3	2:01.062	33.742	42.505	44.815	162.4	6:44.170	3	2:03.230	33.946	43.232	46.052	164.6	7:04.830
	4	2:00.142	33.394	42.063	44.685	163.9	8:44.312	4	2:02.285	33.850	42.767	45.668	162.4	9:07.115
	5	1:59.447	33.251	41.689	44.507	163.4	10:43.759	5	2:05.647	34.437	44.894	46.316	165.1	11:12.762
	6	2:00.266	33.175	42.473	44.618	164.9	12:44.025	6	2:06.805	33.740	47.461	45.604	164.4	13:19.567
	7	2:00.227	33.522	41.850	44.855	161.9	14:44.252	7	2:37.424B	34.633	44.129	1:18.662	166.7	15:56.991
	8	1:59.327	33.212	41.686	44.429	162.9	16:43.579	8	2:13.967	42.332	46.196	45.439	131.7	18:10.958
	9	2:00.672	33.135	43.089	44.448	165.1	18:44.251	9	2:06.494	36.845	43.989	45.660	168.5	20:17.452
	10	2:00.552	33.143	42.040	45.369	165.1	20:44.803	10	2:02.866	33.580	43.631	45.655	170.3	22:20.318
	11	1:59.940	33.496	41.836	44.608	162.2	22:44.743	11	2:01.705	33.529	42.733	45.443	168.0	24:22.023
	12	1:59.863	33.558	41.800	44.505	161.7	24:44.606	12	2:37.363B	34.638	42.964	1:19.761	167.4	26:59.386
13	1:59.220	33.243	41.697	44.280	163.1	26:43.826	13	2:16.448	45.708	44.974	45.766	94.3	29:15.834	
14	1:59.590	33.345	41.888	44.357	161.9	28:43.416	14	2:01.760	33.622	42.732	45.406	165.6	31:17.594	

25	Gonzalo PEREZ ALVAREZ ESP						Gonzalo PEREZ ALVAREZ ESP						
	SCHOOL TEAM MONLAU REPSOL BEON						SCHOOL TEAM MONLAU REPSOL BEON						
	1	4:11.392	2:38.912	46.752	45.728	133.0	4:11.392	1	4:11.392	2:38.912	46.752	45.728	133.0
2	2:02.182	33.630	42.633	45.919	162.7	6:13.574	2	2:02.182	33.630	42.633	45.919	162.7	6:13.574
3	2:00.745	33.860	42.140	44.745	158.8	8:14.319	3	2:00.745	33.860	42.140	44.745	158.8	8:14.319





Moto4

CAMPEONATO DE ESPAÑA DE SUPERBIKE

Entrenamiento Cronometrado

Sector Analysis

_ Invalidated Lap							■ Personal Best							■ Session Best							B Crossing the pit lane						
Lap	Time	Sector 1	Sector 2	Sector 3	T.Sp	Elapsed	Lap	Time	Sector 1	Sector 2	Sector 3	T.Sp	Elapsed	Lap	Time	Sector 1	Sector 2	Sector 3	T.Sp	Elapsed	Lap	Time	Sector 1	Sector 2	Sector 3	T.Sp	Elapsed
4	2:02.028	33.894	42.935	45.199	164.6	10:16.347	12	1:56.277	32.145	40.412	43.720	171.7	31:16.155														
5	2:00.935	33.520	42.535	44.880	167.4	12:17.282																					
6	2:00.453	33.454	42.407	44.592	163.1	14:17.735																					
7	1:59.550	33.333	41.806	44.411	167.2	16:17.285																					
8	1:59.561	33.040	41.898	44.623	168.2	18:16.846																					
9	1:59.974	33.120	41.891	44.963	169.5	20:16.820																					
10	1:59.204	33.064	41.669	44.471	168.0	22:16.024																					
11	2:00.895	33.380	42.482	45.033	166.2	24:16.919																					
12	2:00.019	33.524	41.829	44.666	164.1	26:16.938																					
13	2:11.789B	33.252	41.728	56.809	163.9	28:28.727																					
14	2:06.522	39.293	42.283	44.946	136.4	30:35.249																					
26	Jose Manuel OSUNA SAEZ ESP																										
	JEREZ ANDALUCIA MOTOR TALEN'																										
1	2:40.705	1:03.960	47.797	48.948	116.8	2:40.705																					
2	10:44.965B	57.133	50.551	8:57.281	162.7	13:25.670																					
3	2:11.595	41.819	43.475	46.301	130.9	15:37.265																					
4	2:00.562	33.304	41.689	45.569	166.9	17:37.827																					
5	2:00.937	33.095	42.198	45.644	168.7	19:38.764																					
6	2:01.563	34.997	41.713	44.853	169.5	21:40.327																					
7	1:59.846	33.450	41.687	44.709	161.7	23:40.173																					
8	1:58.949	33.254	41.302	44.393	167.2	25:39.122																					
9	1:58.712	32.955	41.384	44.373	167.7	27:37.834																					
10	1:59.048	32.947	41.386	44.715	170.6	29:36.882																					
11	1:59.224	33.399	41.177	44.648	161.9	31:36.106																					
34	Eitan Gabriel GRAS CORDON URU																										
	VHC AUSTIN RACE																										
1	2:46.743	1:13.521	45.690	47.532	122.7	2:46.743																					
2	2:03.388	34.476	43.351	45.561	159.8	4:50.131																					
3	2:03.245	34.409	42.949	45.887	158.8	6:53.376																					
4	13:07.252B	34.191	44.334	...	161.4	20:00.628																					
5	2:14.613	43.993	44.490	46.130	124.0	22:15.241																					
6	2:01.921	33.976	43.010	44.935	163.6	24:17.162																					
7	2:00.286	33.517	42.045	44.724	165.1	26:17.448																					
8	2:01.097	33.428	42.328	45.341	164.1	28:18.545																					
9	2:01.445	33.873	42.351	45.221	160.7	30:19.990																					
37	Francisco PENALVA MARCO ESP																										
	TEAM RACING FRANPE																										
1	6:38.429	5:07.826	43.959	46.644	117.8	6:38.429																					
2	3:54.771	34.401	44.482	2:35.888	160.5	10:33.200																					
3	4:28.975B	44.372	1:09.040	2:35.563	157.2	15:02.175																					
38	Eduardo GUTIERREZ COBO ESP																										
	APEX CARDOSO RACING																										
1	3:50.446B	1:01.096	57.193	1:52.157	117.1	3:50.446																					
2	2:28.139	50.183	48.057	49.899	95.7	6:18.585																					
3	2:11.162	36.566	46.209	48.387	153.2	8:29.747																					
4	2:08.974	36.494	45.197	47.283	151.7	10:38.721																					
5	2:08.279	36.325	44.703	47.251	153.6	12:47.000																					
6	2:07.800	36.085	44.764	46.951	153.8	14:54.800																					
7	12:00.694B	36.198	44.665	...	151.9	26:55.494																					
8	2:21.386	49.403	44.995	46.988	89.7	29:16.880																					
9	2:06.966	35.768	44.478	46.720	156.5	31:23.846																					
41	Yvonne CERPA CUELLAR ESP																										
	SPEED RACING																										
1	3:16.630	1:42.036	47.168	47.426	130.0	3:16.630																					
2	2:05.658	35.194	43.997	46.467	157.0	5:22.288																					
3	2:04.835	34.520	43.559	46.756	158.8	7:27.123																					
4	2:05.937	35.105	43.604	47.228	157.0	9:33.060																					
5	4:28.466B	34.484	43.215	3:10.767	158.1	14:01.526																					
6	2:12.311	42.201	43.710	46.400	131.2	16:13.837																					
7	2:03.368	34.378	42.943	46.047	159.3	18:17.205																					
8	2:01.810	33.939	42.643	45.228	163.1	20:19.015																					





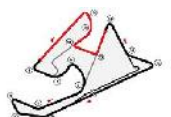
Moto4

CAMPEONATO DE ESPAÑA DE SUPERBIKE

Entrenamiento Cronometrado

Sector Analysis

_ Invalidated Lap							■ Personal Best							■ Session Best							■ Crossing the pit lane						
Lap	Time	Sector 1	Sector 2	Sector 3	T.Sp	Elapsed	Lap	Time	Sector 1	Sector 2	Sector 3	T.Sp	Elapsed	Lap	Time	Sector 1	Sector 2	Sector 3	T.Sp	Elapsed	Lap	Time	Sector 1	Sector 2	Sector 3	T.Sp	Elapsed
43 Amanuel David BRINTON ESP																											
IGAXTEAM														BEON													
1	3:46.293	2:17.829	43.534	44.930	141.2	3:46.293	4	2:00.388	33.487	42.080	44.821	166.7	10:15.013														
2	2:00.412	33.057	42.554	44.801	168.7	5:46.705	5	2:02.292	35.383	42.209	44.700	160.7	12:17.305														
3	2:00.845	33.141	42.901	44.803	167.4	7:47.550	6	2:00.485	33.891	42.163	44.431	164.9	14:17.790														
4	1:59.794	33.057	42.184	44.553	169.0	9:47.344	7	1:58.953	32.958	41.619	44.376	169.8	16:16.743														
5	1:59.015	32.922	41.753	44.340	169.3	11:46.359	8	1:59.898	33.401	41.586	44.911	167.4	18:16.641														
6	1:59.889	33.343	41.862	44.684	169.0	13:46.248	9	1:59.928	33.206	42.084	44.638	165.4	20:16.569														
7	1:58.945	33.194	41.622	44.129	169.8	15:45.193	10	1:58.555	33.180	41.284	44.091	164.9	22:15.124														
8	1:58.721	32.619	41.538	44.564	169.5	17:43.914	11	2:01.743	35.177	42.110	44.456	165.1	24:16.867														
9	1:58.777	32.832	41.634	44.311	168.7	19:42.691	12	1:59.405	33.441	41.479	44.485	163.6	26:16.272														
10	1:58.368	32.707	41.581	44.080	168.2	21:41.059	13	1:59.167	33.398	41.487	44.282	162.9	28:15.439														
11	1:58.943	32.687	41.935	44.321	168.7	23:40.002	14	1:59.141	33.293	41.520	44.328	163.9	30:14.580														
12	1:58.638	32.922	41.408	44.308	166.4	25:38.640																					
13	1:58.960	32.823	41.778	44.359	167.2	27:37.600																					
14	2:00.103	33.622	42.169	44.312	166.4	29:37.703																					
15	1:58.385	32.823	41.603	43.959	169.0	31:36.088																					
45 Alex LONGARELA MONTES ESP																											
IGAXTEAM														BEON													
1	3:45.815	2:17.721	43.259	44.835	143.0	3:45.815	4	2:01.120	33.465	42.465	45.190	164.1	8:41.511														
2	2:00.880	34.598	42.114	44.168	169.3	5:46.695	5	2:01.016	33.480	42.367	45.169	162.2	10:42.527														
3	1:58.946	33.024	42.156	43.766	166.9	7:45.641	6	3:54.086	33.564	42.401	2:38.121	162.4	14:36.613														
4	1:58.857	32.880	41.783	44.194	169.8	9:44.498	7	2:07.518	40.577	42.236	44.705	133.5	16:44.131														
5	1:58.827	32.845	41.794	44.188	166.2	11:43.325	8	2:00.145	33.006	42.227	44.912	166.9	18:44.276														
6	1:59.029	32.976	41.543	44.510	166.7	13:42.354	9	2:00.557	33.333	42.092	45.132	165.1	20:44.833														
7	1:58.942	32.533	41.892	44.517	169.0	15:41.296	10	2:00.166	33.578	42.024	44.564	157.9	22:44.999														
8	1:57.987	32.567	41.551	43.869	169.3	17:39.283	11	2:00.279	33.755	42.038	44.486	163.9	24:45.278														
9	1:58.380	32.563	41.588	44.229	168.2	19:37.663	12	1:59.339	33.176	41.887	44.276	167.2	26:44.617														
10	1:58.628	33.176	41.637	43.815	167.2	21:36.291	13	1:59.065	32.874	41.853	44.338	166.7	28:43.682														
11	1:58.291	32.920	41.492	43.879	167.2	23:34.582	14	1:59.594	33.072	41.859	44.663	166.9	30:43.276														
12	2:06.663	33.070	49.745	43.848	164.1	25:41.245																					
13	1:59.970	32.543	41.310	46.117	169.0	27:41.215																					
14	2:03.584	35.597	41.571	46.416	166.9	29:44.799																					
15	1:58.080	32.868	41.262	43.950	167.2	31:42.879																					
47 Antonio TORRES DOMINGUEZ ESP																											
JEREZ ANDALUCIA MOTOR TALEN																											
1	4:16.112	1:03.181	48.256	2:24.675	104.1	4:16.112	4	2:02.375	34.405	42.691	45.279	157.2	22:15.010														
2	2:13.548	41.734	44.107	47.707	125.3	6:29.660	5	2:02.306	34.491	42.866	44.949	161.0	24:17.316														
3	2:02.485	34.421	42.281	45.783	156.5	8:32.145	6	2:00.372	33.565	42.392	44.415	161.7	26:17.688														
4	2:02.464	34.136	42.728	45.600	159.8	10:34.609	7	2:00.794	33.419	42.073	45.302	167.2	28:18.482														
5	2:02.913	34.144	42.934	45.835	159.1	12:37.522	8	2:01.519	34.145	42.276	45.098	158.8	30:20.001														
6	2:01.442	33.872	42.058	45.512	157.2	14:38.964																					
7	2:01.164	33.994	41.982	45.188	158.8	16:40.128																					
51 Brian URIARTE DIEGO ESP																											
SCHOOL TEAM MONLAU REPSOL														BEON													
1	4:13.266	2:38.472	48.491	46.303	130.4	4:13.266																					
2	2:01.641	33.606	42.974	45.061	169.3	6:14.907																					
3	1:59.718	33.192	42.190	44.336	166.2	8:14.625																					



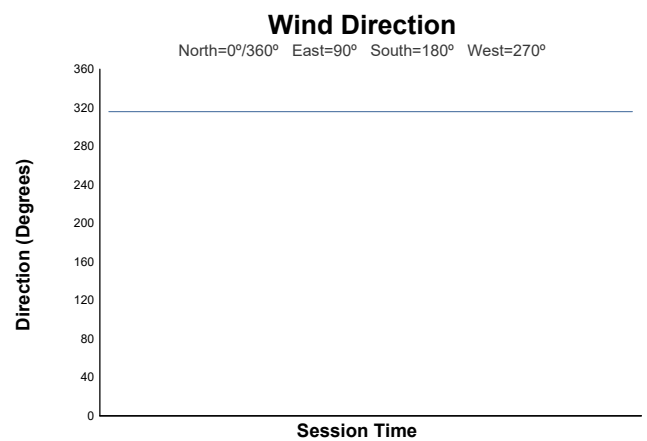
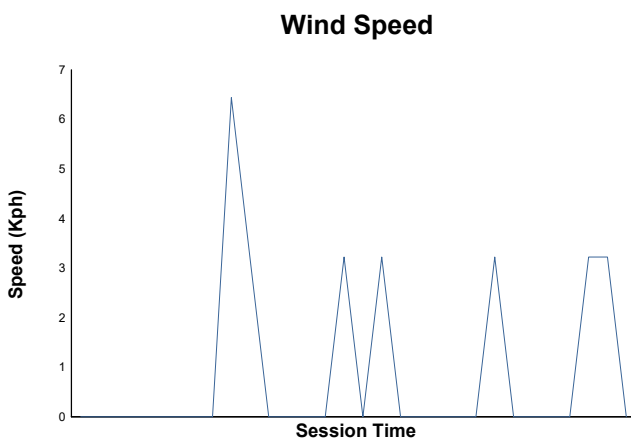
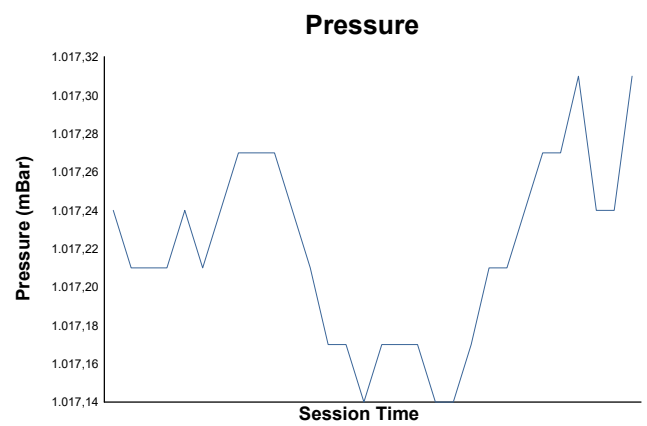
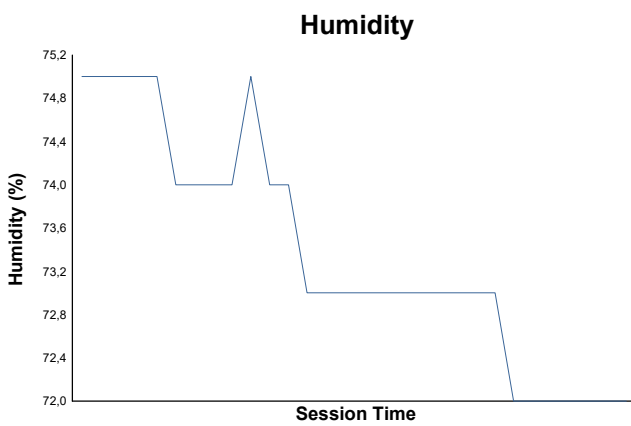
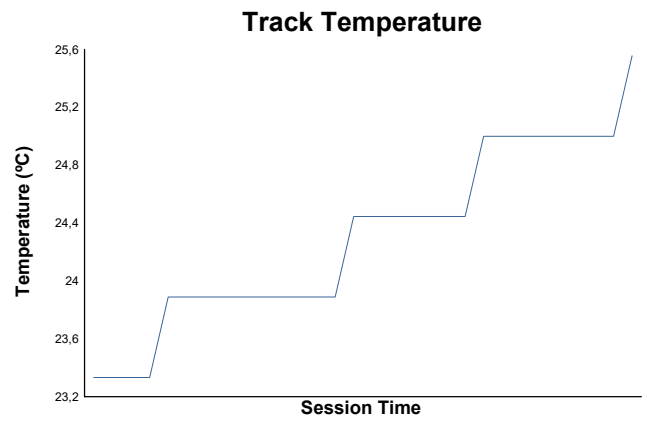
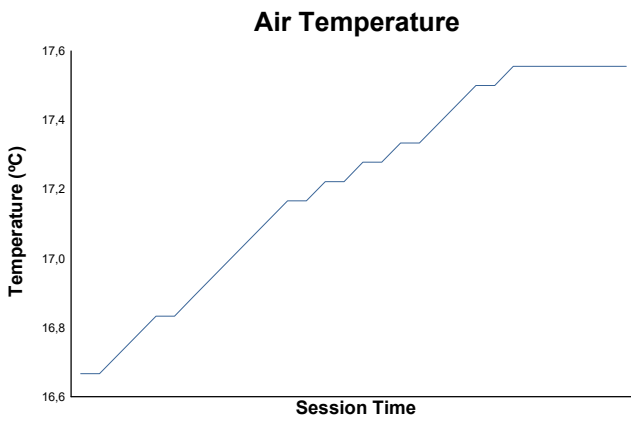


CAMPEONATO DE ESPAÑA DE SUPERBIKE

Moto4

Entrenamiento Cronometrado

Weather Report



Track Status: **DRY**

